SHIRE OF WANDERING

MINUTES OF THE ORDINARY COUNCIL MEETING

WANDERING SHIRE COUNCIL CHAMBERS,

22 WATTS STREET, WANDERING

15th FEBRUARY 2018

3.30PM

Agenda

1. DECLARATION OF OPENING/ANNOUNCEMENT OF VISITORS 4
2. RECORD OF ATTENDANCE/APOLOGIES/LEAVE OF ABSENCE 4
3. DISCLOSURE OF INTERESTS 4
4. PUBLIC QUESTION TIME 5
5. APPLICATIONS FOR LEAVE OF ABSENCE 5
6. CONFIRMATION OF MINUTES OF PREVIOUS MEETINGS 5
7. ANNOUNCEMENTS BY THE PRESIDING PERSON WITHOUT DISCUSSION 6
8. PETITIONS/DEPUTATIONS/PRESENTATIONS/SUBMISSIONS 6
9. REPORTS OF COMMITTEES 6
10. REPORTS OF OFFICERS 6
10.1 CHIEF EXECUTIVE OFFICER 7
10.1.1 USE OF COMMON SEAL AND ACTIONS PERFORMED UNDER DELEGATED AUTHORITY FOR THE MONTHS OF DECEMBER 2017 AND JANUARY 2018 7
10.1.2 SHIRE OF WANDERING SUBMISSION TO THE LOCAL GOVERNMENT ACT 1995 REVIEW 9
10.1.3 PEEL HARVEY CATCHMENT COUNCIL MEMORANDUM OF UNDERSTANDING AND PLEDGE OF FINANCIAL SUPPORT 12
10.2 BUILDING AND PLANNING REPORTS 15
10.3 COMMUNITY SERVICES REPORTS 15
10.4 CORPORATE SERVICES 15
10.4.1 FINANCIAL STATEMENTS FOR THE PERIODS ENDED 31 DECEMBER 2017 AND 31 JANUARY 2018 15
10.4.2 ADOPTION OF THE 2017/18 BUDGET REVIEW 18
11. ELECTED MEMBERS MOTIONS OF WHICH PREVIOUS NOTICE HAS BEEN GIVEN 24
12. NEW BUSINESS OF AN URGENT NATURE INTRODUCED BY DECISION OF MEETING 24
12.1.2 LOCAL GOVERNMENT COMPLIANCE AUDIT RETURN 2017 24
13. CONFIDENTIAL ITEMS – *Under a Separate Cover* 27
13.1.2 CONFIDENTIAL ITEM – LEGAL DIRECTION REGARDING A#12, 31 WATTS STREET, WANDERING.27
14. TIME AND DATE OF NEXT MEETING 29
15. CLOSURE OF MEETING 29

Dear Councillor

Notice is hereby given that an Ordinary Meeting of Council of the Shire of Wandering will be held on 15 February 2018 at Shire of Wandering Council Chambers, 22 Watts Street, Wandering. Commencing at 3.30 pm

The business to be transacted is shown in the Agenda.

Amanda O'Halloran
CHIEF EXECUTIVE OFFICER

DISCLAIMER

The recommendations contained in the Agenda are subject to confirmation by Council. The Shire of Wandering warns that anyone who has any application lodged with Council must obtain and should only rely on written confirmation of the outcomes of the application following the Council meeting, and any conditions attaching to the decision made by the Council in respect of the application. No responsibility whatsoever is implied or accepted by the Shire of Wandering for any act, omission or statement or intimation occurring during a Council meeting.

Ordinary Council Meeting Agenda

1. DECLARATION OF OPENING/ANNOUNCEMENT OF VISITORS

Declared the meeting open at 3.37pm
Nil Visitors

2. RECORD OF ATTENDANCE/APOLOGIES/LEAVE OF ABSENCE

Councillors:

Cr B Whitely	President
Cr C Ferguson	Deputy President
Cr M Watts	
Cr G Parsons	
CR J Price	
Cr I Turton	

Staff:

Ms A O'Halloran	Chief Executive Officer
Mrs C Ryan	Finance Manager
Mrs M Treasure	Manager of Communities (minutes)

3. DISCLOSURE OF INTERESTS

Cr Price declared a financial and impartiality interest in item 10.1.3 as she recently received a grant from the Peel Harvey Catchment Council and had been asked to provide a letter of support to the Organisation

DECLARATION OF INTERESTS (NOTES FOR YOUR GUIDANCE) ***(updated 13 March 2000)***

A member who has a Financial Interest in any matter to be discussed at a Council or Committee Meeting, which will be attended by the member, must disclose the nature of the interest:

(a) In a written notice given to the Chief Executive Officer before the Meeting or;
(b) At the Meeting, immediately before the matter is discussed.

A member, who makes a disclosure in respect to an interest, must not:

(c) Preside at the part of the Meeting, relating to the matter or;
(d) Participate in, or be present during any discussion or decision-making procedure relative to the matter, unless to the extent that the disclosing member is allowed to do so under Section 5.68 or Section 5.69 of the Local Government Act 1995.

NOTES ON FINANCIAL INTEREST (FOR YOUR GUIDANCE)

The following notes are a basic guide for Councillors when they are considering whether they have a Financial Interest in a matter. I intend to include these notes in each agenda for the time being so that Councillors may refresh their memory.

1. A Financial Interest requiring disclosure occurs when a Council decision might advantageously or detrimentally affect the Councillor or a person closely associated with the Councillor and is capable of being measured in money terms. There are exceptions in the Local Government Act 1995 but they should not be relied on without advice, unless the situation is very clear.

2. If a Councillor is a member of an Association (which is a Body Corporate) with not less than 10 members i.e. sporting, social, religious etc., and the Councillor is not a holder of office of profit or a guarantor, and

has not leased land to or from the club, i.e. if the Councillor is an ordinary member of the Association, the Councillor has a common and not a financial interest in any matter to that Association.

3. If an interest is shared in common with a significant number of electors or ratepayers, then the obligation to disclose that interest does not arise. Each case needs to be considered.

4. If in doubt declare.

5. As stated in (b) above, if written notice disclosing the interest has not been given to the Chief Executive Officer before the meeting, then it MUST be given when the matter arises in the Agenda, and immediately before the matter is discussed.

6. Ordinarily the disclosing Councillor must leave the meeting room before discussion commences.
The only exceptions are:
6.1 Where the Councillor discloses the extent of the interest, and Council carries a motion under s.5.68(1)(b)(ii) or the Local Government Act; or
6.2 Where the Minister allows the Councillor to participate under s5.69 (3) of the Local Government Act, with or without conditions.

INTERESTS AFFECTING IMPARTIALITY
DEFINITION: An interest that would give rise to a reasonable belief that the impartiality of the person having the interest would be adversely affected, but does not include an interest as referred to in Section 5.60 of the 'Act'.
A member who has an Interest Affecting Impartiality in any matter to be discussed at a Council or Committee Meeting, which will be attended by the member, must disclose the nature of the interest;
(a) in a written notice given to the Chief Executive Officer before the Meeting; or
(b) at the Meeting, immediately before the matter is discussed.

IMPACT OF AN IMPARTIALITY CLOSURE
There are very different outcomes resulting from disclosing an interest affecting impartiality compared to that of a financial interest. With the declaration of a financial interest, an elected member leaves the room and does not vote.

With the declaration of this new type of interest, the elected member stays in the room, participates in the debate and votes. In effect then, following disclosure of an interest affecting impartiality, the member's involvement in the Meeting continues as if no interest existed.

Item 10.1.3 – Peel Harvey Catchment Council Memorandum of Understanding and Pledge of Financial Support – *Cr Judith Price declared a financial and impartiality interest as she recently received a grant from the Peel Harvey Catchment Council and had been asked to provide a letter of support to the Organisation*

4. PUBLIC QUESTION TIME
Nil

5. APPLICATIONS FOR LEAVE OF ABSENCE
Nil

6. CONFIRMATION OF MINUTES OF PREVIOUS MEETINGS
6.1 MINUTES OF THE ORDINARY MEETING OF COUNCIL – 14 DECEMBER 2017

ATTACHMENT 6.1.1

COUNCIL DECISION – ITEM 6.1

MOVED: Cr Parsons **SECONDED: Cr Price**

That the minutes of the Ordinary Meeting of Council held on 14 December 2017, be confirmed as a true and accurate record,

CARRIED 6/0

7. ANNOUNCEMENTS BY THE PRESIDING PERSON WITHOUT DISCUSSION

Nil

8. PETITIONS/DEPUTATIONS/PRESENTATIONS/SUBMISSIONS

Nil

9. REPORTS OF COMMITTEES

Cr Whitely and the CEO attended the following Meetings:

1. **HWEDA Meeting** – Wandering 13 February
   - Informative and encouraging presentation by Cath Meaghan, Director Wheatbelt, Landuse Planning, Department of Planning
   - Self-Drive Trails are progressing well, and this will have positive impacts for Wandering
   - Intelligent Landuse project by South 32 – an exciting prospect.

Good turnout and great regional support demonstrated by Industry and Agencies.

2. **Hotham Dale Sub Group of the Regional Road Group** –Pingelly 7 February

Beverly, Brookton and Pingelly present.

- Good networking opportunity
- New regional coordinator from Main Roads Allison Hunt attended and was good to have WANDRRA discussion with her.
- Discussed current projects and way forward.
- Election of Voting delegates – Wandering and Brookton to be voting delegates for next two years.

3. **Main Roads** 13 February - Wandering

Rob Barnsley Regional Manager and Tony Humphries Asset Manager Structures

- Discussion regarding Reid Road culvert repair under WANDRRA
- Main Roads have indicated that repair constitutes a 40% betterment component and the Shire of Wandering will need to find funding for this portion of the project.
- Main Roads reiterated that WANDRRA guidelines stipulate that the project only reinstates the asset to the existing condition or status at the time of the event, it does not include improvements for the future.
- Council was disappointed as this may mean that the final work will repair the road but will leave a considerable risk of the road incurring damage into the future.
- Shire team will continue to work on this matter and will present back to Council on way forward.

10. REPORTS OF OFFICERS

10.1 CHIEF EXECUTIVE OFFICER

10.1.1 USE OF COMMON SEAL AND ACTIONS PERFORMED UNDER DELEGATED AUTHORITY FOR THE MONTHS OF DECEMBER 2017 AND JANUARY 2018

FILE REFERENCE:	1.1.29.1
PROPONENTS:	Nil
DISCLOSURE OF INTEREST:	Nil
DATE:	4 February 2018
PREVIOUSLY BEFORE COUNCIL:	N/A
AUTHORS NAME & POSITION:	Amanda O'Halloran

NATURE OF COUNCIL'S ROLE IN THE MATTER:

☐Advocacy	When Council advocates on its own behalf or on behalf of its community to another level of government/body/agency.
☒Executive	The substantial direction setting and oversight role of the Council e.g. adopting plans and reports, accepting tenders, directing operations, setting and amending budgets.
☐Legislative	Includes adopting local laws, local planning schemes and policies.
☐Review	When Council reviews decisions made by Officers.
☐Quasi-judicial	When Council determines an application/matter that directly affects a person's rights and interests. The judicial character arises from the obligation to abide by the principles of natural justice e.g. local planning applications, building permits, other permits/licences (e.g. under Health Act, Dog Act or local laws) and other decisions that may be appealable to the State Administrative Tribunal (SAT).

PURPOSE OF THE REPORT
The purpose of this agenda item is to report to Council for information, Use of the Common Seal and actions performed under delegated authority requiring referral to Council, for the months of December 2017 and January 2018.

BACKGROUND
Council has authorised the updated delegations register at the November 2017 Ordinary Meeting of Council. The procedure associated with the register is to report to Council the activities or actions that have been performed under the Delegated Authority. A report will be completed for Council at each meeting that identifies (1) use of the Common Seal, and (2) actions performed under the Delegated Authority requiring referral to Council as per the Shire of Wandering Delegated Authority Register 2017.

COMMENT/ DETAILS
Actions performed under delegation during December 2017 and January 2018 are provided below:

- **Food Stall Holders Licence:**

Wandering CWA – 15/12/17 - "Christmas Tree"

- **Planning Approval:**
  A#520/DA17009 – Lot 24 Wandering Pingelly Road, Wandering – Ian and Tania Payne – Modified Sea Container/ Weekend Retreat/Storage

- **Building Licences Issued:**
  Nil

- **Health:**
  Nil

- **Payments:** Payments made from the Municipal Account as per financial report attached at 10.4.1 of this Agenda.

CONSULTATION
Planning and Building Specialists City of Kalamunda
Environmental Health Officer

STATUTORY/ LEGAL ENVIRONMENT
Local Government Act 1995 Section 9.49A

POLICY IMPLICATIONS
Affixing the Shire of Wandering Common Seal Policy
Shire of Wandering Delegations Register 2016
Purchasing and Tendering Policy

FINANCIAL IMPLICATIONS
Nil – all payments have been approved in the 2017/18 Annual Budget.

STRATEGIC IMPLICATIONS
Community Strategic Plan 2013-2023
Goal 5 – A strong and effective Organisation
Outcome 5.2: Accountable decision making and resource allocation through effective governance.
Strategy 5.2.1: Ensure the Council's decision making process is effective and transparent.
Strategy 5.2.2: Ensure that the organisation's governance structure, policies and procedures are current and relevant.

VOTING REQUIREMENT
Simple Majority

OFFICER RECOMMENDATION
That Council **ACCEPT** the report "Use of Common Seal and Actions Performed under Delegated Authority" for the months of December 2017 and January 2018.

COUNCIL DECISION – ITEM 10.1.1

MOVED: Cr Turton **SECONDED: Cr Ferguson**

That Council **ACCEPT** the report "Use of Common Seal and Actions Performed under Delegated Authority" for the months of December 2017 and January 2018.

CARRIED 6/0

10.1.2 SHIRE OF WANDERING SUBMISSION TO THE LOCAL GOVERNMENT ACT 1995 REVIEW

FILE REFERENCE:	1.1.23
PROPONENTS:	Nil
DISCLOSURE OF INTEREST:	Nil
DATE:	7 February 2018
PREVIOUSLY BEFORE COUNCIL:	N/A
AUTHORS NAME & POSITION:	Amanda O'Halloran, CEO

NATURE OF COUNCIL'S ROLE IN THE MATTER:

☒Advocacy	When Council advocates on its own behalf or on behalf of its community to another level of government/body/agency.
☐Executive	The substantial direction setting and oversight role of the Council e.g. adopting plans and reports, accepting tenders, directing operations, setting and amending budgets.
☐Legislative	Includes adopting local laws, local planning schemes and policies.
☐Review	When Council reviews decisions made by Officers.
☐Quasi-judicial	When Council determines an application/matter that directly affects a person's rights and interests. The judicial character arises from the obligation to abide by the principles of natural justice e.g. local planning applications, building permits, other permits/licences (e.g. under Health Act, Dog Act or local laws) and other decisions that may be appealable to the State Administrative Tribunal (SAT).

PURPOSE OF THE REPORT

Council is requested to consider and endorse the Shire's draft submission on the Department of Local Government, Sport and Cultural Industries Review of the Local Government Act 1995 Phase 1 Consultation Paper.

BACKGROUND

In June 2017, the Hon. Minister for Local Government announced the commencement of a review of the Local Government Act 1995 in two phases. The Local Government Act review will introduce changes that will modernise the Act and ensure that local governments are positioned to deliver for the community into the future.

The review will be undertaken in two phases with the Phase 1 consultation paper released on the 8 November 2017 by the Department of Local Government, Sport and Cultural Industries. The first phase focuses on modernising local government, with a Bill expected in 2018/19.

Key topics in this phase cover the following broad headings

1. Meeting community expectations of standards and performance
    - Relationships between council and administration
    - Training
    - Behaviour of elected members

- Local government administration
- Supporting local governments in challenging times
- Making it easier to move between State and Local Government Employment

2. Public Confidence in Local Government
   - Gifts

3. Transparency
   - Access to information
   - Available information

4. Red Tape Reduction
   - Reducing Red Tape

5. Regional Subsidiaries
   - Regional Subsidiaries

COMMENT/ DETAILS
A review of the Act is overdue by Government. Some parts of the Act restrict the ability of local governments to deliver to the community. Other parts have not kept pace with modern technology and community expectations. The draft submission for consideration and endorsement of Council Attachment 10.1.2.1 was formulated internally with extensive workshopping being undertaken by Elected Members.

The attached submission is broadly in keeping with the Zone and WALGA positions, as they are considered to be sensible and relevant positions in relation to the legislation. Attachment 10.1.2.1 details Councils position and gives explanation when required as to why.

Councils key position is to ensure that Council maintains overall leadership and governance of the strategic and where possible operational directions of the Shire. The Shire of Wandering Councillors have a definite position that Council should generally have more involvement in operational matters rather than less and that should essentially be the overall basis of the review.

CONSULTATION
Shire of Wandering Councillors
Department of Local Government Workshop

STATUTORY/ LEGAL ENVIRONMENT
Local Government Act 1995

POLICY IMPLICATIONS
Nil

FINANCIAL IMPLICATIONS
Nil

STRATEGIC IMPLICATIONS
Community Strategic Plan 2013-2023
Goal 5 – A strong and Effective Organisation
Outcome 5.2: Accountable decision making and resource allocation through effective governance
Strategy 5.2.1: Ensure Council's decision making process is effective and transparent
Strategy 5.2.2: Ensure the organisations governance structure, policies and procedures are current and relevant
Up to date legislation encourages good governance, ensuring transparency, accountability, effectiveness and efficiency.

VOTING REQUIREMENT
Simple Majority

OFFICER RECOMMENDATION
That Council **ENDORSES** the submission included as Attachment 10.1.2.1 of this Agenda and Minutes as the Shire of Wandering's response to the Western Australia Local Government Act 1995 Review Phase 1 Consultation Paper.

MOVED: Cr Ferguson **SECONDED: Cr Watts**

Proposed amendment:

That Council **ENDORSES** the submission as the Shire of Wandering's response to the Western Australia Local Government Act 1995 Review Phase 1 Consultation Paper. Inclusive of the Council amendments workshopped by Council on the 15th February 2018, included as Attachment 10.1.2.1 of this Agenda and Minutes.

MOVED: Cr Turton **SECONDED: Cr Watts**

Shire President moved that the item be put;

COUNCIL DECISION – ITEM 10.1.2

That Council **ENDORSES** the submission as the Shire of Wandering's response to the Western Australia Local Government Act 1995 Review Phase 1 Consultation Paper. Inclusive of the Council amendments workshopped by Council on the 15th February 2018, included as Attachment 10.1.2.1 of this Agenda and Minutes.

MOVED: Cr Turton **SECONDED: Cr Watts**

CARRIED 6/0

Item 10.1.3 – Peel Harvey Catchment Council Memorandum of Understanding and Pledge of Financial Support – *Cr Judith Price declared a financial and impartiality interest as she recently received a grant from the Peel Harvey Catchment Council and had been asked to provide a letter of support to the Organisation*

Council moved that the interests declared where considered trivial and the Shire President called for a vote to allow Cr Price to stay in the room and but not partake in the vote.

COUNCIL DECISION – CR PRICE DECLARATION OF INTEREST

The interest declared is considered trivial and Council moves that Cr Price be allowed to partake in discussion on the matter, but not be permitted to vote.

MOVED: Cr Watts **SECONDED: Cr Parsons**

CARRIED 5/0

10.1.3 PEEL HARVEY CATCHMENT COUNCIL MEMORANDUM OF UNDERSTANDING AND PLEDGE OF FINANCIAL SUPPORT

FILE REFERENCE: 1.10.6

PROPONENTS: Nil

DISCLOSURE OF INTEREST: Nil

DATE: 25 January 2018

PREVIOUSLY BEFORE COUNCIL: N/A

AUTHORS NAME & POSITION: Amanda O'Halloran, CEO

NATURE OF COUNCIL'S ROLE IN THE MATTER:

☐Advocacy	When Council advocates on its own behalf or on behalf of its community to another level of government/body/agency.
☒Executive	The substantial direction setting and oversight role of the Council e.g. adopting plans and reports, accepting tenders, directing operations, setting and amending budgets.
☐Legislative	Includes adopting local laws, local planning schemes and policies.
☐Review	When Council reviews decisions made by Officers.
☐Quasi-judicial	When Council determines an application/matter that directly affects a person's rights and interests. The judicial character arises from the obligation to abide by the principles of natural justice e.g. local planning applications, building permits, other permits/licences (e.g. under Health Act, Dog Act or local laws) and other decisions that may be appealable to the State Administrative Tribunal (SAT).

PURPOSE OF THE REPORT
The Peel Harvey Catchment Council Inc (PHCC) have requested that the Shires of Boddington, Cuballing, Wandering and Williams sign an Memorandum of Understanding formalising the partnership that currently exists to provide natural resource management/landcare support to the landowners and community of the Hotham –Williams catchment. This request requires the Shire of Wandering to formalise it financial contribution over the next 5 years.

BACKGROUND

The PHCC through funding from the Australian Government and State Natural Resource Management Program have been providing on ground support to landowners across the Hotham- Williams catchment for a number of years. Funding has grown significantly over the last four years through the Australian Governments "Rivers 2 Ramsar" project and the National Landcare Programme. Through the PHCC over $700,000.00 has been invested in the Hotham Williams Catchment since 2013 for on the ground projects such as fencing of rivers and bushland, revegetation, feral animal control support, weed removal and investment in community groups. Extensive work has also been undertaken to formulate the Hotham Williams Natural Resource Management Plan providing a framework to implement community priorities over the coming years.

The Shire of Wandering has little discretionary funds or resources to spend or direct towards to the area of environmental management and biodiversity and is heavily reliant on the work that the PHCC does to ensure that sound land care management is being undertaken in the Shire.

COMMENT/ DETAILS

The Commonwealth Government has advised that the National Landcare Program, Regional Partnerships component, will be secured via an open tender process which will commence in either early December or January 2018. This is PHCC's main source of funding and they need the Shire of Wandering to sign the presented MOU and pledge a contribution to demonstrate leverage of our contribution in order to be competitive in the tender process.

The MOU is working to meet two purposes, the first to define the relationships between the Shires and the PHCC and the second to demonstrate a commitment to continue to work together to deliver the important community services defined in the Natural Resource Management Plan through cash and/ or other support. The PHCC will where possible be responsible for providing:

- NRM Officer/s in Boddington
- Funding to ensure on-ground activities can be undertaken
- Facilitate regular meetings of a steering committee, to help provide community input and oversight
- Ongoing communication

Council have been asked to contribute:

- Funding to help meet the gap that exists to provide the above, and
- A senior Staff Member, or Councillor to attend at least one steering committee each year

Note: the timeframe of the MOU commences in the 2018 financial year, but to be able to show the leveraging PHCC would need to receive funding commencing the 2017/18 financial year – if possible.

TABLE OF PLEDGED CONTRIBUTIONS **SOME COUNCILS ARE SUBJECT TO FINAL COUNCIL APPROVAL

	2017/18	**2018/19**	**2019/20**	**2020/21**	**2021/22**
Total cost of NRM Support	**$145,000**	**$145,000**	**$148,000**	**$148,000**	**$150,000**
PHCC Contribution	$105,000	$105,000	$108,000	$108,000	$110,000
Funding Gap	$40,000	$40,000	$40,000	$40,000	$40,000
Shire of Boddington Contribution	$25,000	$25,000*	$25,000*	$25,000*	$25,000*
Shire of Williams Contribution	$10,000	$5,000*	$5,000*	TBD*	TBD*
Shire of Cuballing Contribution	$2,500	$5,000*	$5,000*	$5,000*	$5,000*
Shire of Wandering Contribution					
Total Funding	$37,500	$35,000	$35,000	$30,000	$30,000
Remaining Gap	**2500**	**5000***	**5000***	**10000***	**10000***

**Subject to Council Approval (Annual Budget Approval Process)*

CONSULTATION
Wandering Shire Councillors
Shire of Boddington
Shire of Williams
Shire of Cuballing

STATUTORY/ LEGAL ENVIRONMENT
Nil

POLICY IMPLICATIONS
Nil

FINANCIAL IMPLICATIONS
Nil

STRATEGIC IMPLICATIONS
Community Strategic Plan 2013-2023
Goal 5 – A strong and Effective Organisation
Outcome 5.2: Accountable decision making and resource allocation through effective governance.
Strategy 5.2.1: Ensure Council's decision making process is effective and transparent
Strategy 5.2.2: Ensure the organisations governance structure, policies and procedures are current and relevant

VOTING REQUIREMENT
Simple Majority

OFFICER RECOMMENDATION
That Council:

1. **ENDORSE** the signing of the Memorandum of Understanding by the Chief Executive Officer as included as **ATTACHMENT 10.1.3.1** of this agenda and minutes.
2. Agrees to pledge $2,500 per year for the five (5) years to the Peel Harvey Catchment Council, subject to funds being available in the Annual Budget.

COUNCIL DECISION – ITEM 10.1.3

MOVED: Cr Watts **SECONDED: Cr Ferguson**

That Council:

1. **ENDORSE** the signing of the Memorandum of Understanding by the Chief Executive Officer as included as **ATTACHMENT 10.1.3.1** of this agenda and minutes.
2. Agrees to pledge $2,500 per year for the five (5) years to the Peel Harvey Catchment Council, subject to funds being available in the Annual Budget.

CARRIED 5/0

10.2 BUILDING AND PLANNING REPORTS
Nil

10.3 COMMUNITY SERVICES REPORTS
Nil

10.4 CORPORATE SERVICES

10.4.1 FINANCIAL STATEMENTS FOR THE PERIODS ENDED 31 DECEMBER 2017 AND 31 JANUARY 2018

FILE REFERENCE:	10.1.16
PROPONENTS:	Nil
DISCLOSURE OF INTEREST:	Nil
DATE:	8 February 2018
PREVIOUSLY BEFORE COUNCIL:	N/A
AUTHORS NAME & POSITION:	Cara Ryan Finance Manager

NATURE OF COUNCIL'S ROLE IN THE MATTER:

☐Advocacy	When Council advocates on its own behalf or on behalf of its community to another level of government/body/agency.
☒Executive	The substantial direction setting and oversight role of the Council e.g. adopting plans and reports, accepting tenders, directing operations, setting and amending budgets.

☐Legislative	Includes adopting local laws, local planning schemes and policies.
☐Review	When Council reviews decisions made by Officers.
☐Quasi-judicial	When Council determines an application/matter that directly affects a person's rights and interests. The judicial character arises from the obligation to abide by the principles of natural justice e.g. local planning applications, building permits, other permits/licences (e.g. under Health Act, Dog Act or local laws) and other decisions that may be appealable to the State Administrative Tribunal (SAT).

PURPOSE OF THE REPORT

In accordance with Regulation 34 of the *Local Government (Financial Management) Regulations 1996*, the Shire is to prepare a monthly Statement of Financial Activity for consideration by Council.

Monthly Financial Report, Payment Listing and Bank Reconciliations for the months of December 2017 and January 2018 are presented for Council's consideration.

BACKGROUND

In accordance with Local Government (Financial Management) Regulation 1996 34(1), local governments are required to prepare each month, a statement of financial activity reporting on revenue and expenditure for the month in question.

The statement of financial activity is to be presented at an ordinary meeting of Council within two (2) months after the end of the month to which the statement relates.

COMMENT/ DETAILS

Council is requested to accept the Monthly Financial Report, Bank Reconciliations and List of payments for the periods ended 31 December 2017 and 31 January 2018, as presented.

Monthly Financial Report 31 December 2017	**ATTACHMENT 10.4.1.1**
Bank Reconciliations & Bank Statements (Muni A/C) 31 December 2017	**ATTACHMENT 10.4.1.2**
Bank Reconciliations & Bank Statements (Investment A/C) 31 December 2017	**ATTACHMENT 10.4.1.3**
Bank Reconciliations & Bank Statements (Trust A/C) 31 December 2017	**ATTACHMENT 10.4.1.4**
Credit Card Statement 31 December 2017	**ATTACHMENT 10.4.1.5**
List of Payments 31 December 2017	**ATTACHMENT 10.4.1.6**
Monthly Financial Report 31 January 2018	**ATTACHMENT 10.4.1.7**
Bank Reconciliations & Bank Statements (Muni A/C) 31 January 2018	**ATTACHMENT 10.4.1.8**
Bank Reconciliations & Bank Statements (Investment A/C) 31 January 2018	**ATTACHMENT 10.4.1.9**
Bank Reconciliations & Bank Statements (Trust A/C) 31 January 2018	**ATTACHMENT 10.4.1.10**
Credit Card Statement 31 January 2018	**ATTACHMENT 10.4.1.11**
List of Payments 31 January 2018	**ATTACHMENT 10.4.1.12**

CONSULTATION
Finance Officer
Chief Executive Officer

STATUTORY/ LEGAL ENVIRONMENT
Section 6.4 Local Government Act 1995, Part 6 – Financial Management, and regulation 34 Local Government (Financial Management) Regulation 1996.

POLICY IMPLICATIONS
Nil

FINANCIAL IMPLICATIONS
Financial implications and performance to budget are reported to Council on a monthly basis.

STRATEGIC IMPLICATIONS
Community Strategic Plan 2013-2023
Goal 5 – A strong and Effective Organisation
Outcome 5.2: Accountable decision making and resource allocation through effective governance
Strategy 5.2.1: Ensure Council's decision making process is effective and transparent
Strategy 5.2.3: Ensure appropriate funds are available to implement current and future action plans

VOTING REQUIREMENT
Simple Majority

OFFICER RECOMMENDATION
That Council:
1. Endorse all cheque, EFT, BPay, salary & wages, transport payments, transfers to investments, credit card payments and other direct debits and transfers as listed from the Municipal and Trust Fund totalling $590,178.36 for the period ending for the periods ending 31 December 2017 and 31 January 2018.
2. Receive the bank reconciliations & bank statements for the periods ended, 31 December 2017 and 31 January 2018.
3. Receive the financial statements for the periods ended 31 December 2017 and 31 January 2018.

COUNCIL DECISION – ITEM 10.4.1

MOVED: Cr Ferguson **SECONDED: Cr Watts**

That Council:
1. Endorse all cheque, EFT, BPay, salary & wages, transport payments, transfers to investments, credit card payments and other direct debits and transfers as listed from the Municipal and Trust Fund totalling $590,178.36 for the period ending for the periods ending 31 December 2017 and 31 January 2018.
2. Receive the bank reconciliations & bank statements for the periods ended, 31 December 2017 and 31 January 2018.
3. Receive the financial statements for the periods ended 31 December 2017 and 31 January 2018.

CARRIED 6/0

10.4.2 ADOPTION OF THE 2017/18 BUDGET REVIEW

FILE REFERENCE:	10.1.18
PROPONENTS:	Nil
DISCLOSURE OF INTEREST:	Nil
DATE:	8 February 2018
PREVIOUSLY BEFORE COUNCIL:	N/A
AUTHORS NAME & POSITION:	Cara Ryan Finance Manager

NATURE OF COUNCIL'S ROLE IN THE MATTER:

☐Advocacy	When Council advocates on its own behalf or on behalf of its community to another level of government/body/agency.
☒Executive	The substantial direction setting and oversight role of the Council e.g. adopting plans and reports, accepting tenders, directing operations, setting and amending budgets.
☐Legislative	Includes adopting local laws, local planning schemes and policies.
☐Review	When Council reviews decisions made by Officers.
☐Quasi-judicial	When Council determines an application/matter that directly affects a person's rights and interests. The judicial character arises from the obligation to abide by the principles of natural justice e.g. local planning applications, building permits, other permits/licences (e.g. under Health Act, Dog Act or local laws) and other decisions that may be appealable to the State Administrative Tribunal (SAT).

PURPOSE OF THE REPORT
To consider and adopt the Budget Review as presented in the Statement of Financial Activity for the period 1 July 2017 to 31 January 2018.
The Budget has undergone a large number of variations. The review indicates that the Shire will have a budgeted surplus of $27,195 at 30 June 2018.

BACKGROUND
A Statement of Financial Activity incorporating year to date budget variations and forecasts to 30 June 2017 for the period ending 31 January 2018 is presented for Council to consider. The *Local Government (Financial Management) Regulations 1996*, regulation 33A, requires that local governments conduct a budget review between 1 January and 31 March in each financial year.

A copy of the review and determination is to be provided to the Department of Local Government within 30 days of the adoption of the review.

COMMENT/ DETAILS
The budget review has been prepared to include information required by the *Local Government Act 1995, Local Government (Financial Management) Regulations 1996* and Australian Accounting Standards.

Council adopted a 10% and a $5,000 minimum for the reporting of material variances to be used in the statements of financial activity and the annual budget review.

Features of the review as summarised from the detailed financial reports attached are as follow:

REVENUE

Additional income generated from interim rates due to subdivision of land and reduced take up of Councils discount on early payment of rates.	$12,000
Federal Assistance Grant was overstated, due to advance payment made in 2016/2017.	($235,808)
Grant received for bridge works that were completed in 2016/2017.	$19,000
Reduced amount of interest earnt on Municipal funds due to continued drop on interest rates.	($2,500)
ESL Maintenance Grant was overstated, due to advance payment made in 2016/2017.	($7,650)
Increase in income received due to the amount of fire break infringements issued.	$2,600
Additional revenue generated for the hire of the medical room.	$3,500
Revenue generated on refuse collection fees is higher than budget expectations.	$2,700
Reduction on the Main Roads Direct Grant as decided by the State Government.	($22,000)
Community Development and Traineeship Grant overstated due to funds being received in 2016/2017.	($26,250)
Additional revenue received from Trust for feral pig eradication which represents the additional expenditure.	$14,000
Reduction in revenue generated by CRC activities.	($4,000)
Reimbursements received for insurance claim and DPI training.	$12,000
Fuel sales and fuel rebate are higher than budget expectations.	$35,000
TOTAL ADJUSTED REVENUE	**($197,408)**

EXPENDITURE

Savings on Council election expenses.	$4,000
Budget estimate on Rates study was higher than expected.	($4,000)
Saving on Ranger services.	$3,000
Saving on expenses relating to other education.	$1,500
Overall saving on housing maintenance on Shire housing due to postponing of paving scheduled for 1 Dowsett Street to 2018/2019.	$2,000
Reduced overall expenditure on refuse site and collection services.	$6,200
Savings on maintenance costs for public conveniences, and community amenities.	$12,000
Savings on planning and building consultants.	$6,000
Overall saving on wages for road maintenance.	$124,000
Reduced expenditure on power for street lighting.	$2,000
Additional expenditure on feral pig eradication which is covered by grant received.	($14,000)
Reduction in expenses relating to CRC activities.	$7,500
Increased expenditure on fuel stocks due to higher fuel sales.	($25,000)
Overall reduction in overhead costs due to over allocation on budget.	$127,616
Overall increase in plant operation expenditure, due to unexpected repairs to CAT loader and increased utilisation of plant.	($49,000)
Additional expenditure on the overall shire administration employee costs, as a result of delay in appointing a Manager of Finance, requiring consultancy services.	($17,669)
Building maintenance on Shire building higher due to flood damage and a new reception counter which is covered by insurance and grants respectively.	($14,260)
Savings on legal counsel expenses, with no expected expenditure before the 30th June 2018.	$2,000
TOTAL ADJUSTED EXPENDITURE	**$173,887**

CAPITAL ITEMS

Grant for Blackspot funding due before the 30th June 2018 not included in budget.	$41,593

Under budget on materials on Stage II North Bannister Red works.	$15,000
Reduced expenditure on tree pruning on Wandering Pingelly Rd, due to reduction in MRD Grant.	$17,000
Blackspot funding works to be undertaken by the 30th June 2018 not included in budget.	($22,877)
TOTAL ADJUSTED CAPITAL ADJUSTMENT	**$50,716**

Attached are detailed schedules showing the 30 June 2018 forecast and explanations for the variances.

ATTACHMENT 10.4.2.1

Due to the above adjustments the balanced budget is now predicted to have a **closing surplus of $27,195**. This predicted surplus includes a timing adjustment of $5,500, which will be required to be carried over to the 2018-2019 Budget. There has been careful consideration of each line item set in the budget and allowances have been maintained in the budget for any unexpected expenditure. Providing the budget continues to maintain a budget surplus by June 2018 it is recommended that Council directs the Chief Executive Officer to transfer the funds to the plant reserve for much needed future plant replacement.

TRIPLE BOTTOM LINE ASSESSMENT

Economic Implications

The budget has been reviewed based on sound financial management and accountability principles and is considered to deliver a sustainable economic outcome for council and the community

Social Implications

The budget has been reviewed to deliver social outcomes identified in various planning and community supporting strategies that have been previously been adopted by Council.

Environmental Implications

The budget has been reviewed to support key environmental strategies and initiatives adopted by the Council.

CONSULTATION

Management Team

STATUTORY/ LEGAL ENVIRONMENT

Regulation 33 A of the Local Government (Financial Management) Regulations 1996 requires:

1) Between 1 January and 31 March in each year a local government is to carry out a review of its annual budget for that year.
2) Consideration and review is to be given to a local government's financial performance in the period beginning on 12 July and ending no earlier than 31 December in that financial year.
3) Within 30 days after a review of the annual budget of a local government is carried out it is to be submitted to the Council.
4) A Council is to consider a review submitted to it and is to determine* whether or not to adopt the review, any parts of the review or any recommendations made in the review.
   ** Absolute majority required*
5) Within 30 days after a Council has made a determination, a copy of the review and determination is to be provided to the Department.

POLICY IMPLICATIONS

Nil.

FINANCIAL IMPLICATIONS

Specific financial implications are as outlined in the statutory financial attachments.

STRATEGIC IMPLICATIONS

Community Strategic Plan 2013-2023

Goal 5 – A strong and Effective Organisation
Outcome 5.2: Accountable decision making and resource allocation through effective governance.
Strategy 5.2.1: Ensure Council's decision making process is effective and transparent
Strategy 5.2.3: Ensure appropriate funds are available to implement current and future action plans

VOTING REQUIREMENT
Absolute Majority

OFFICER RECOMMENDATION
That Council **ADOPTS** the 2017/18 Annual Budget Review with the following variations for the period 1 July 2017 to 31 January 2018 and amend the budget accordingly:

GL Account Code	Description	Increase in Available Cash	Decrease in Available Cash
E04102	Council Election Expenses	4,000	
R03103	General Rates Levied	5,000	
R03105	Penalty Interest Raised on Rates	3,000	
R03120	Less Discount on Rates	4,000	
R03201	Grants Commission - General		(126,911)
R03202	Grants Commission - Roads		(108,897)
R03203	Grants Commission - Bridges	19,000	
R03252	Interest Received - Short Term Investments		(2,500)
E03290	Other General Purpose Funding Expenses		(4,000)
R05100	DFES Grants		(7,650)
R05102	Fines and Penalties - Fire Prevention	2,600	
E05200	Ranger Services	3,000	
R07701	Income Relating to Other Health	3,500	
E08290	Other Expenses Relating to Other Education	1,500	
E09101	Maintenance - 13 Dunmall Drive		(6,000)
E09104	Maintenance - 1 Dowsett Street	8,000	
R10101	Domestic Refuse Collection Fees	3,500	
E10101	Domestic Refuse Collection	4,000	
E10103	Refuse Site Maintenance Costs		(2,000)
R10201	Commercial Refuse Collection Fees		(1,800)
R10290	Commercial waste Fees & Charges	1,000	
E10201	Commercial Refuse Collection		(1,800)
E10203	Street Bin Collection Expenses	6,000	
E10601	Planning Consultant Fees	3,000	
E10701	Public Conveniences - Watts Street	8,000	
E11301	Community Centre Oval	2,000	
E11306	Playgrounds	2,000	
R12202	Grant - Blackspot Funding	41,593	
R12204	Grant - MRWA Direct		(22,000)
E12200	Rural Road Maintenance	134,000	
E12201	Town Street Maintenance		(10,000)
E12207	Street Lighting	2,000	
E12209	Flood Damage 1	800,000	
E12210	Flood Damage II		(800,000)
R13102	Feral Pigs Funding	14,000	
E13102	Feral Pigs		(14,000)
E13300	Consultant Building Surveyor	3,000	
R13403	CRC Training Course Fees		(1,500)
R13410	CRC Project Grants Income		(15,000)

R13412	Wandering Echo		(2,500)
R13418	RDL Prof. Development & Training	3,000	
R13420	RDL Traineeship		(2,500)
R13423	Community Development Grants Income		(8,750)
E13406	CRC Training Courses	5,000	
E13417	CRC Marketing & Promotion	2,500	
R13490	Insurance Reimbursement	9,000	
R13602	Fuel Sales - Diesel	30,000	
E13602	Fuel Purchases - Diesel		(25,000)
E14203	Works - Health, Safety & Training		(8,000)
E14290	Other Works Related Expenses		(8,000)
E14294	Less PWOH allocated to Works & Services	77,762	
R14301	Diesel Fuel Rebate	5,000	
E14301	Plant - Insurance		(4,000)
E14302	Plant - Fuel & Oils		(30,000)
E14304	Plant - Parts & Repairs		(20,000)
E14306	Plant - Licences	10,000	
E14308	Less Plant Operation Costs allocated to Works & Services	65,854	
E14309	Plant - Depot Maintenance		(5,000)
E14500	Admin - Salaries	52,592	
E14501	Admin - Superannuation	5,000	
E14502	Admin - Fringe Benefits Tax		(4,000)
E14506	Admin - Building Maintenance		(9,000)
E14508	Admin - Insurance Premiums	6,500	
E14509	Admin - Vehicle Running Expenses	3,000	
E14510	Office Equipment Maintenance		(5,260)
E14514	Legal Expenses	2,000	
E14515	Consultancy Fees		(47,168)
E14521	Resource Sharing		(33,593)
0012RRG	Stage II North Wandering Bannister Rd works	15,000	
0056RRG	Wandering Pingelly Rd - Tree Pruning	17,000	
0004BSF	Intersection Wandering/Bannister Rd & Ricks Rd		(22,877)
	TOTAL	**1,386,901**	**(1,359,706)**

COUNCIL DECISION – ITEM 10.4.2

MOVED: Cr Parsons **SECONDED: Cr Price**

That Council **ADOPTS** the 2017/18 Annual Budget Review with the following variations for the period 1 July 2017 to 31 January 2018 and amend the budget accordingly:

GL Account Code	Description	Increase in Available Cash	Decrease in Available Cash
E04102	Council Election Expenses	4,000	
R03103	General Rates Levied	5,000	
R03105	Penalty Interest Raised on Rates	3,000	
R03120	Less Discount on Rates	4,000	
R03201	Grants Commission - General		(126,911)
R03202	Grants Commission - Roads		(108,897)
R03203	Grants Commission - Bridges	19,000	
R03252	Interest Received - Short Term Investments		(2,500)
E03290	Other General Purpose Funding Expenses		(4,000)

R05100	DFES Grants		(7,650)
R05102	Fines and Penalties - Fire Prevention	2,600	
E05200	Ranger Services	3,000	
R07701	Income Relating to Other Health	3,500	
E08290	Other Expenses Relating to Other Education	1,500	
E09101	Maintenance - 13 Dunmall Drive		(6,000)
E09104	Maintenance - 1 Dowsett Street	8,000	
R10101	Domestic Refuse Collection Fees	3,500	
E10101	Domestic Refuse Collection	4,000	
E10103	Refuse Site Maintenance Costs		(2,000)
R10201	Commercial Refuse Collection Fees		(1,800)
R10290	Commercial waste Fees & Charges	1,000	
E10201	Commercial Refuse Collection		(1,800)
E10203	Street Bin Collection Expenses	6,000	
E10601	Planning Consultant Fees	3,000	
E10701	Public Conveniences - Watts Street	8,000	
E11301	Community Centre Oval	2,000	
E11306	Playgrounds	2,000	
R12202	Grant - Blackspot Funding	41,593	
R12204	Grant - MRWA Direct		(22,000)
E12200	Rural Road Maintenance	134,000	
E12201	Town Street Maintenance		(10,000)
E12207	Street Lighting	2,000	
E12209	Flood Damage 1	800,000	
E12210	Flood Damage II		(800,000)
R13102	Feral Pigs Funding	14,000	
E13102	Feral Pigs		(14,000)
E13300	Consultant Building Surveyor	3,000	
R13403	CRC Training Course Fees		(1,500)
R13410	CRC Project Grants Income		(15,000)
R13412	Wandering Echo		(2,500)
R13418	RDL Prof. Development & Training	3,000	
R13420	RDL Traineeship		(2,500)
R13423	Community Development Grants Income		(8,750)
E13406	CRC Training Courses	5,000	
E13417	CRC Marketing & Promotion	2,500	
R13490	Insurance Reimbursement	9,000	
R13602	Fuel Sales - Diesel	30,000	
E13602	Fuel Purchases - Diesel		(25,000)
E14203	Works - Health, Safety & Training		(8,000)
E14290	Other Works Related Expenses		(8,000)
E14294	Less PWOH allocated to Works & Services	77,762	
R14301	Diesel Fuel Rebate	5,000	
E14301	Plant - Insurance		(4,000)
E14302	Plant - Fuel & Oils		(30,000)
E14304	Plant - Parts & Repairs		(20,000)
E14306	Plant - Licences	10,000	
E14308	Less Plant Operation Costs allocated to Works & Services	65,854	
E14309	Plant - Depot Maintenance		(5,000)
E14500	Admin - Salaries	52,592	
E14501	Admin - Superannuation	5,000	
E14502	Admin - Fringe Benefits Tax		(4,000)
E14506	Admin - Building Maintenance		(9,000)

E14508	Admin - Insurance Premiums	6,500	
E14509	Admin - Vehicle Running Expenses	3,000	
E14510	Office Equipment Maintenance		(5,260)
E14514	Legal Expenses	2,000	
E14515	Consultancy Fees		(47,168)
E14521	Resource Sharing		(33,593)
0012RRG	Stage II North Wandering Bannister Rd works	15,000	
0056RRG	Wandering Pingelly Rd - Tree Pruning	17,000	
0004BSF	Intersection Wandering/Bannister Rd & Ricks Rd		(22,877)
	TOTAL	**1,386,901**	**(1,359,706)**

CARRIED 6/0

11. ELECTED MEMBERS MOTIONS OF WHICH PREVIOUS NOTICE HAS BEEN GIVEN

Nil

12. NEW BUSINESS OF AN URGENT NATURE INTRODUCED BY DECISION OF MEETING

12.1.1 COUNCIL DECISION

MOVED: Cr Parsons **SECONDED: Cr Turton**

That council allow item 12.1.2 Local Government Compliance Audit Return 2017 to be introduced to the meeting as new business of an urgent nature.

CARRIED 6/0

12.1.2 LOCAL GOVERNMENT COMPLIANCE AUDIT RETURN 2017

FILE REFERENCE: 1.1.26

PROPONENTS: Nil

DISCLOSURE OF INTEREST: Nil

DATE: 8 February 2018

PREVIOUSLY BEFORE COUNCIL: Nil

AUTHORS NAME & POSITION: Amanda O'Halloran
Chief Executive Officer

NATURE OF COUNCIL'S ROLE IN THE MATTER:

☐Advocacy	When Council advocates on its own behalf or on behalf of its community to another level of government/body/agency.
☐Executive	The substantial direction setting and oversight role of the Council e.g. adopting plans and reports, accepting tenders, directing operations, setting and amending budgets.
☒Legislative	Includes adopting local laws, local planning schemes and policies.
☐Review	When Council reviews decisions made by Officers.
☐Quasi-judicial	When Council determines an application/matter that directly affects a person's rights and interests. The judicial character arises from the obligation to abide by the principles of natural justice e.g. local planning applications, building permits, other permits/licences (e.g. under Health Act, Dog Act or local laws) and other decisions that may be appealable to the State Administrative Tribunal (SAT).

PURPOSE OF THE REPORT
It is a requirement that each local Government is to carry out a Compliance Audit Return annually. The Compliance Audit Return for the 2017 year is presented for Council's endorsement.

BACKGROUND
The 2017 Local Government Compliance Audit Return for the period 1 January 2017 to the 31 December 2017 is attached.

The Compliance Audit Return is to assist Council in monitoring its organisational functions. Council is required to note any areas of non–compliance and endorse remedial action.

The Audit is a standard document provided by the Department of Local Government and is the same audit that every local government is required to complete. The Department considers from a large range of issues it can audit, which ones will be specific to the year in question (i.e. each year the audit questions can change).

This year there were ninety four (94) questions over ten (10) different governance areas.

COMMENT
This year's Audit covered some governance areas that the Council did not undertake any activity in, therefore was not applicable for the 2017 calendar year.

These areas included:
- Commercial Enterprises by Local Government
- Disposal of Property

There were no areas of noncompliance. The full audit is attached for Councillors consideration.

ATTACHMENT 7.1.1 COMPLIANCE AUDIT REPORT

CONSULTATION
Nil

STATUTORY ENVIRONMENT

Local Government Act 1995 s. 7.13(1)
Local Government (Audit) Regulations1996 r.14

14. **Compliance audits by local governments**

(1) A local government is to carry out a compliance audit for the period 1 January to 31 December in each year.

(2) After carrying out a compliance audit the local government is to prepare a compliance audit return in a form approved by the Minister.

(3A) The local government's audit committee is to review the compliance audit return and is to report to the council the results of that review.

(3) After the audit committee has reported to the council under sub regulation (3A), the compliance audit return is to be —

(a) presented to the council at a meeting of the council; and

(b) adopted by the council; and

(c) recorded in the minutes of the meeting at which it is adopted.

POLICY IMPLICATIONS

Nil

FINANCIAL IMPLICATIONS

Operational resources required to achieve compliance are mostly provided for in the 2017/18 Annual Budget.

STRATEGIC IMPLICATIONS

Community Strategic Plan 2013-2023
Goal 5 – A strong and Effective Organisation
Outcome 5.2: Accountable decision making and resource allocation through effective governance

Strategy 5.2.1: Ensure Council's decision making process is effective and transparent.
Strategy 5.2.2: Ensure the organisation's governance structure, policies and procedures are current and relevant.

VOTING REQUIREMENTS

Simple Majority

OFFICER RECOMMENDATION

That Council

1. *Adopts the Compliance Audit Return 2017, included as* ***ATTACHMENT 7.1.1.1*** *of this agenda and minutes;*
2. *The Chief Executive Officer and the Shire President be authorised to sign the Compliance Audit Return 2017;*
3. *The Compliance Audit Return be submitted to the Department of Local Government & Communities by the 31 March 2018.*

COUNCIL DECISION – ITEM 12.1.2

MOVED: Cr Watts **SECONDED: Cr Price**

Carried
That Council:

1. Adopts the Compliance Audit Return 2017, included as **ATTACHMENT 7.1.1.1** of this agenda and minutes;
2. The Chief Executive Officer and the Shire President be authorised to sign the Compliance Audit Return 2017;
3. The Compliance Audit Return be submitted to the Department of Local Government & Communities by the 31 March 2018.

CARRIED 6/0

13. CONFIDENTIAL ITEMS – *Under a Separate Cover*

13.1.1 COUNCIL RESOLUTION TO CLOSE THE MEETING

13.1.1 COUNCIL RESOLUTION

MOVED: Cr Parsons **SECONDED: Cr Ferguson**

That Council:
That Council close the meeting to the public at 4.18pm pursuant to sub section 5.23 (2) (e) of the Local Government Act 1995.

CARRIED 6/0

13.1.2 CONFIDENTIAL ITEM – LEGAL DIRECTION REGARDING A#12, 31 WATTS STREET, WANDERING.

FILE REFERENCE:	23.1.2
PROPONENTS:	Nil
DISCLOSURE OF INTEREST:	Nil
DATE:	19 July 2017
PREVIOUSLY BEFORE COUNCIL:	19 July 2017
AUTHORS NAME & POSITION:	Amanda O'Halloran CEO

NATURE OF COUNCIL'S ROLE IN THE MATTER:

☐Advocacy	When Council advocates on its own behalf or on behalf of its community to another level of government/body/agency.

☒Executive	The substantial direction setting and oversight role of the Council e.g. adopting plans and reports, accepting tenders, directing operations, setting and amending budgets.
☐Legislative	Includes adopting local laws, local planning schemes and policies.
☐Review	When Council reviews decisions made by Officers.
☐Quasi-judicial	When Council determines an application/matter that directly affects a person's rights and interests. The judicial character arises from the obligation to abide by the principles of natural justice e.g. local planning applications, building permits, other permits/licences (e.g. under Health Act, Dog Act or local laws) and other decisions that may be appealable to the State Administrative Tribunal (SAT).

PURPOSE OF THE REPORT
To inform Council of recent changes in the legal environment regarding previous action that had been undertaken against 3J's Hi PTY Ltd who at time owned A#12 – Wandering Tavern and seek their approval on the proposed way forward.

VOTING REQUIREMENT
Absolute Majority

OFFICER RECOMMENDATION

That Council:

1. **Authorises** the CEO to act on behalf of Council regarding this matter and negotiate with the Mortgagee in Possession Marcel Gelissen on a satisfactory way forward for Council, including but not limited to a three (3) month debt collection suspension, with interest continuing to accrue.
2. **Authorises** the CEO to enter into negotiations regarding the pay down of rates should a sale not be achieved during the three (3) month suspension for a period up to 12 months only.
3. **Directs** the CEO to adequately inform the Shire President and Council regarding this matter throughout the course of proceedings and return to Council for formal advice if negotiations are not in favour of the Council.

COUNCIL DECISION – ITEM 13.1.2

MOVED: Cr Ferguson **SECONDED: Cr Turton**
That Council:

1. **Authorises** the CEO to act on behalf of Council regarding this matter and negotiate with the Mortgagee in Possession Marcel Gelissen on a satisfactory way forward for Council, including but not limited to a three (3) month debt collection suspension, with interest continuing to accrue.
2. **Authorises** the CEO to enter into negotiations regarding the pay down of rates should a sale not be achieved during the three (3) month suspension for a period up to 12 months only.
3. **Directs** the CEO to adequately inform the Shire President and Council regarding this matter throughout the course of proceedings and return to Council for formal advice if negotiations are not in favour of the Council.

CARRIED 6/0

13.1.3 COUNCIL RESOLUTION TO RE-OPEN THE MEETING

MOVED: Cr Watts **SECONDED: Cr Parson**

That Council re-open the meeting to the public at 4.22 pm pursuant to sub section 5.23 (2) (e) of the Local Government Act 1995 and read the resolution passed if any public are present.

CARRIED 6/0

14. TIME AND DATE OF NEXT MEETING

Next Ordinary Council meeting to be held on 15 March 2018 at 3:30pm.

15. CLOSURE OF MEETING

The Shire President declared the meeting closed at 4.24pm

These Minutes were confirmed at the Ordinary Council Meeting on Thursday 15 March 2018.

Signed: .....

Presiding Person at the meeting at which the minutes were confirmed

Date: 15/3/2018

SHIRE OF WANDERING

MINUTES OF THE ORDINARY COUNCIL MEETING

Wandering Shire Council Chambers, 22 Watts Street, Wandering

14 December 2017
3.30pm

UNCONFIRMED MINUTES

Table of Contents

CHIEF EXECUTIVE OFFICER 3
1. DECLARATION OF OPENING /ANNOUNCEMENT OF VISITORS 4
2. RECORD OF ATTENDANCE/APOLOGIES/LEAVE OF ABSENCE 4
3. DISCLOSURE OF INTERESTS 4
4. PUBLIC QUESTION TIME 6
5. APPLICATIONS FOR LEAVE OF ABSENCE 6
6. CONFIRMATION OF MINUTES OF PREVIOUS MEETINGS 6
6.1 MINUTES OF THE ORDINARY MEETING OF COUNCIL – 16 NOVEMBER 2017 6
7 ANNOUNCEMENTS BY THE PRESIDING PERSON WITHOUT DISCUSSION 6
8 PETITIONS/DEPUTATIONS/PRESENTATIONS/SUBMISSIONS 6
9. REPORTS OF COUNCILLORS/COMMITTEES 6
10. REPORTS OF OFFICERS 7
10.1 CHIEF EXECUTIVE OFFICER 7
10.1.1 USE OF COMMON SEAL AND ACTIONS PERFORMED UNDER DELEGATED AUTHORITY FOR THE MONTH OF NOVEMBER 2017 7
10.1.2 ANNUAL ELECTORS MEETING 2017 9
10.1.3 NOMINATION FOR WHEATBELT DEVELOPMENT COMMISSION BOARD MEMBERSHIP 11
10.1.4 ENDORSEMENT OF CEO'S ANNUAL LEAVE 14
10.2 BUILDING AND PLANNING REPORTS 17
10.3 COMMUNITY SERVICES REPORTS 17
10.4 CORPORATE SERVICES 17
10.4.1 FINANCIAL STATEMENTS FOR THE PERIOD ENDED 30 NOVEMBER 2017 17
11. ELECTED MEMBERS MOTIONS OF WHICH PREVIOUS NOTICE HAS BEEN GIVEN 19
12. NEW BUSINESS OF AN URGENT NATURE INTRODUCED BY DECISION OF MEETING 19
14. TIME AND DATE OF NEXT MEETING 20
15. CLOSURE OF MEETING 20

UNCONFIRMED MINUTES

SHIRE OF WANDERING ORDINARY MEETING OF COUNCIL

Dear Councillor

Notice is hereby given that an Ordinary Meeting of Council of the Shire of Wandering will be held on 14 December 2017 at Shire of Wandering Council Chambers, 22 Watts Street, Wandering. Commencing at 3.30 pm

The business to be transacted is shown in the Agenda.

Amanda O'Halloran
CHIEF EXECUTIVE OFFICER

UNCONFIRMED MINUTES

DISCLAIMER

The recommendations contained in the Agenda are subject to confirmation by Council. The Shire of Wandering warns that anyone who has any application lodged with Council must obtain and should only rely on written confirmation of the outcomes of the application following the Council meeting, and any conditions attaching to the decision made by the Council in respect of the application. No responsibility whatsoever is implied or accepted by the Shire of Wandering for any act, omission or statement or intimation occurring during a Council meeting.

Ordinary Council Meeting

1. DECLARATION OF OPENING /ANNOUNCEMENT OF VISITORS

The Shire Deputy President, Cr C Ferguson declared the meeting open at 3.30pm

2. RECORD OF ATTENDANCE/APOLOGIES/LEAVE OF ABSENCE

Councillors:

Cr C Ferguson	Deputy President (Presiding Member)
Cr M Watts	
Cr G Parsons	
CR J Price	
Cr I Turton	

Staff:

Ms A O'Halloran	Chief Executive Officer
Mrs C Ryan	Finance Manager
Mrs H Mark	Administration Officer

Visitors:

Nil

Apologies:

Cr B Whitely	President

On Leave of Absence:

Nil

3. DISCLOSURE OF INTERESTS

Cr Watts declared a financial interest affecting impartiality in Item10.1.3, due to his nomination to sit on the Wheatbelt Development Commission

DECLARATION OF INTERESTS (NOTES FOR YOUR GUIDANCE) ***(updated 13 March 2000)***

A member who has a Financial Interest in any matter to be discussed at a Council or Committee Meeting, which will be attended by the member, must disclose the nature of the interest:

(a) In a written notice given to the Chief Executive Officer before the Meeting or;

(b) At the Meeting, immediately before the matter is discussed.

A member, who makes a disclosure in respect to an interest, must not:

(c) Preside at the part of the Meeting, relating to the matter or;

(d) Participate in, or be present during any discussion or decision-making procedure relative to the matter, unless to the extent that the disclosing member is allowed to do so under Section 5.68 or Section 5.69 of the Local Government Act 1995.

UNCONFIRMED MINUTES

NOTES ON FINANCIAL INTEREST (FOR YOUR GUIDANCE)

The following notes are a basic guide for Councillors when they are considering whether they have a Financial Interest in a matter. I intend to include these notes in each agenda for the time being so that Councillors may refresh their memory.

1. A Financial Interest requiring disclosure occurs when a Council decision might advantageously or detrimentally affect the Councillor or a person closely associated with the Councillor and is capable of being measured in money terms. There are exceptions in the Local Government Act 1995 but they should not be relied on without advice, unless the situation is very clear.

2. If a Councillor is a member of an Association (which is a Body Corporate) with not less than 10 members i.e. sporting, social, religious etc), and the Councillor is not a holder of office of profit or a guarantor, and has not leased land to or from the club, i.e., if the Councillor is an ordinary member of the Association, the Councillor has a common and not a financial interest in any matter to that Association.

3. If an interest is shared in common with a significant number of electors or ratepayers, then the obligation to disclose that interest does not arise. Each case needs to be considered.

4. If in doubt declare.

5. As stated in (b) above, if written notice disclosing the interest has not been given to the Chief Executive Officer before the meeting, then it MUST be given when the matter arises in the Agenda, and immediately before the matter is discussed.

6. Ordinarily the disclosing Councillor must leave the meeting room before discussion commences. The only exceptions are:

6.1 Where the Councillor discloses the extent of the interest, and Council carries a motion under s.5.68(1)(b)(ii) or the Local Government Act; or

6.2 Where the Minister allows the Councillor to participate under s5.69 (3) of the Local Government Act, with or without conditions.

INTERESTS AFFECTING IMPARTIALITY

DEFINITION: An interest that would give rise to a reasonable belief that the impartiality of the person having the interest would be adversely affected, but does not include an interest as referred to in Section 5.60 of the 'Act'.

A member who has an Interest Affecting Impartiality in any matter to be discussed at a Council or Committee Meeting, which will be attended by the member, must disclose the nature of the interest;

(a) in a written notice given to the Chief Executive Officer before the Meeting; or

(b) at the Meeting, immediately before the matter is discussed.

IMPACT OF AN IMPARTIALITY CLOSURE

There are very different outcomes resulting from disclosing an interest affecting impartiality compared to that of a financial interest. With the declaration of a financial interest, an elected member leaves the room and does not vote.

With the declaration of this new type of interest, the elected member stays in the room, participates in the debate and votes. In effect then, following disclosure of an interest affecting impartiality, the member's involvement in the Meeting continues as if no interest existed.

UNCONFIRMED MINUTES

4. PUBLIC QUESTION TIME
Nil

5. APPLICATIONS FOR LEAVE OF ABSENCE
Nil

6. CONFIRMATION OF MINUTES OF PREVIOUS MEETINGS
6.1 MINUTES OF THE ORDINARY MEETING OF COUNCIL – 16 NOVEMBER 2017

ATTACHMENT 6.1.1

COUNCIL DECISION – ITEM 6.1

MOVED: Cr Price **SECONDED: Cr Parsons**

That the minutes of the Ordinary Meeting of Council held on 16 November 2017, be confirmed as a true and accurate record, subject to the Minutes being amended on Page 8 regarding Item 10.1.1, replacing "SECONDED: Cr Watts" with "SECONDED: Cr Ferguson".

CARRIED 5/0

7 ANNOUNCEMENTS BY THE PRESIDING PERSON WITHOUT DISCUSSION
Nil

8 PETITIONS/DEPUTATIONS/PRESENTATIONS/SUBMISSIONS
Nil

9. REPORTS OF COUNCILLORS/COMMITTEES

Cr Watts – Newmont Boddington Gold Community Perception Focus Group
How they could improve their services to the community (Creating Communities).

Cr Watts – Joint South 32 and Newmont Boddington Gold CRG's
Inaugural Meeting, hope to work together better into the future, understanding their community involvement and investment objectives.

Cr Turton – Local Government Act Review – Department of Local Government - Narrogin
Attended with CEO and Shire President.

Meeting with Suez on site Manager – Attended with CEO. Reviewed Operations, discussed expansion and Hwy issues - reasonable set up.

Cr Ferguson and CEO – Central Country Zone Wagin.
Mia Davies MLA, Rick Wilson MP, and Colin de Grussa MLC all attended and addressed Meeting
Guest speakers from

- Auditor General's Office - Areas discussed. Mini Probity Audit, General Finance Audit, Performance Audits.
- Talk from LGIS -
- Bushfire and Emergency Management – Waste Management Strategy.

UNCONFIRMED MINUTES

10. REPORTS OF OFFICERS

10.1 CHIEF EXECUTIVE OFFICER

10.1.1 USE OF COMMON SEAL AND ACTIONS PERFORMED UNDER DELEGATED AUTHORITY FOR THE MONTH OF NOVEMBER 2017

FILE REFERENCE: 1.1.29.1

PROPONENTS: Nil

DISCLOSURE OF INTEREST: Nil

DATE: 4 December 2017

PREVIOUSLY BEFORE COUNCIL: N/A

AUTHORS NAME & POSITION: Helen Mark, Administration Officer

NATURE OF COUNCIL'S ROLE IN THE MATTER:

☐Advocacy	When Council advocates on its own behalf or on behalf of its community to another level of government/body/agency.
☒Executive	The substantial direction setting and oversight role of the Council e.g. adopting plans and reports, accepting tenders, directing operations, setting and amending budgets.
☐Legislative	Includes adopting local laws, local planning schemes and policies.
☐Review	When Council reviews decisions made by Officers.
☐Quasi-judicial	When Council determines an application/matter that directly affects a person's rights and interests. The judicial character arises from the obligation to abide by the principles of natural justice e.g. local planning applications, building permits, other permits/licences (e.g. under Health Act, Dog Act or local laws) and other decisions that may be appealable to the State Administrative Tribunal (SAT).

PURPOSE OF THE REPORT

The purpose of this agenda item is to report to Council for information, Use of the Common Seal and actions performed under delegated authority requiring referral to Council, for the month of November 2017.

BACKGROUND

Council has authorised the updated delegations register at the November 2017 Ordinary Meeting of Council. The procedure associated with the register is to report to Council the activities or actions that have been performed under the Delegated Authority. A report will be completed for Council at each meeting that identifies (1) use of the Common Seal, and (2) actions performed under the Delegated Authority requiring referral to Council as per the Shire of Wandering Delegated Authority Register 2017.

UNCONFIRMED MINUTES

COMMENT/ DETAILS
Actions performed under delegation during November 2017 are provided below:

- **Food Stall Holders Licence:**
  Wandering Primary School – 25/11/17 - "Quiz Night"
  Wandering CRC – 1/12/17 – "Movie Night"

- **Planning Approval:**
  A#10/DA17001 – 6519 Albany Hwy, North Bannister Zoya Investments – Service Station Price Board

- **Building Licences Issued:**
  Nil

- **Health:**
  Nil

- **Payments:** Payments made from the Municipal Account as per financial report attached at 10.4.1 of this Agenda.

CONSULTATION
Planning and Building Specialists Shire of Kalamunda
Environmental Health Officer

STATUTORY/ LEGAL ENVIRONMENT
Local Government Act 1995 Section 9.49A

POLICY IMPLICATIONS
Affixing the Shire of Wandering Common Seal Policy
Shire of Wandering Delegations Register 2016
Purchasing and Tendering Policy

FINANCIAL IMPLICATIONS
Nil – all payments have been approved in the 2017/18 Annual Budget.

STRATEGIC IMPLICATIONS
Community Strategic Plan 2013-2023
Goal 5 – A strong and effective Organisation
Outcome 5.2: Accountable decision making and resource allocation through effective governance.
Strategy 5.2.1: Ensure the Council's decision making process is effective and transparent.
Strategy 5.2.2: Ensure that the organisation's governance structure, policies and procedures are current and relevant.

VOTING REQUIREMENT
Simple Majority

OFFICER RECOMMENDATION
That Council **ACCEPT** the report "Use of Common Seal and Actions Performed under Delegated Authority" for the month of November 2017.

CONFIRMED MINUTES

COUNCIL DECISION – ITEM 10.1.1

MOVED: Cr Turton **SECONDED: Cr Watts**

That Council **ACCEPT** the report "Use of Common Seal and Actions Performed under Delegated Authority" for the month of November 2017.

CARRIED 5/0

UNCONFIRMED MINUTES

10.1.2 ANNUAL ELECTORS MEETING 2017

FILE REFERENCE:	1.4.7
PROPONENTS:	Nil
DISCLOSURE OF INTEREST:	Nil
DATE:	21 November 2017
PREVIOUSLY BEFORE COUNCIL:	N/A
AUTHORS NAME & POSITION:	Amanda O'Halloran, CEO

NATURE OF COUNCIL'S ROLE IN THE MATTER:

☐Advocacy	When Council advocates on its own behalf or on behalf of its community to another level of government/body/agency.
☒Executive	The substantial direction setting and oversight role of the Council e.g. adopting plans and reports, accepting tenders, directing operations, setting and amending budgets.
☐Legislative	Includes adopting local laws, local planning schemes and policies.
☐Review	When Council reviews decisions made by Officers.
☐Quasi-judicial	When Council determines an application/matter that directly affects a person's rights and interests. The judicial character arises from the obligation to abide by the principles of natural justice e.g. local planning applications, building permits, other permits/licences (e.g. under Health Act, Dog Act or local laws) and other decisions that may be appealable to the State Administrative Tribunal (SAT).

PURPOSE OF THE REPORT
This item is to review and endorse the Minutes of Annual Electors Meeting held on the 15 November 2017 as a true and correct record.

BACKGROUND
Council accepted the draft Annual Report for 2016/2017, including the Financial and Auditor's Reports, at the Ordinary Meeting of Council held on the 21 September 2017. Council recommended holding the Annual Electors Meeting on the 15 November 2017, giving 55 days' notice of the meeting.

This item is to review and endorse the Minutes of Annual Electors Meeting held on the 15 November 2017 as a true and correct record.

COMMENT/ DETAILS
The Annual Electors Meeting was held on the 15 November 2017. 19 members of the public attended. The Minutes and CEO's Presentation are attached for Council's review and endorsement.

General business was focused on facility issues, free camping concerns and road conditions. Questions were taken on notice and will be incorporated into budget and operational planning as Council sees appropriate.

ATTACHMENTS 10.1.2.1 & 10.1.2.1

CONSULTATION
Manager Communities

STATUTORY/ LEGAL ENVIRONMENT
Sections 5.27, 5.53 and 5.54 of the *Local Government Act* 1995.

POLICY IMPLICATIONS
Nil

FINANCIAL IMPLICATIONS
Nil

STRATEGIC IMPLICATIONS
Community Strategic Plan 2013-2023
Goal 5 – A strong and Effective Organisation
Outcome 5.2: Accountable decision making and resource allocation through effective governance.
Strategy 5.2.1: Ensure Council's decision making process is effective and transparent
Strategy 5.2.2: Ensure the organisations governance structure, policies and procedures are current and relevant

VOTING REQUIREMENT
Simple Majority

OFFICER RECOMMENDATION
That Council:

1. Accepts the Annual Electors Meeting Minutes as per **ATTACHMENT 10.1.2.1**
2. Authorise the CEO to publish the Minutes and CEO's Presentation as per **ATTACHMENTS 10.1.2.1 & 10.1.2.2** in the February edition of the Wandering Echo.

CONFIRMED MINUTES

COUNCIL DECISION – ITEM 10.1.2

MOVED: Cr Parsons **SECONDED: Cr Price**

That Council:

1. Accepts the Annual Electors Meeting Minutes as per **ATTACHMENT 10.1.2.1**
2. Authorise the CEO to publish the Minutes and CEO's Presentation as per **ATTACHMENTS 10.1.2.1 & 10.1.2.2** in the February edition of the Wandering Echo.

CARRIED 5/0

UNCONFIRMED MINUTES

10.1.3 NOMINATION FOR WHEATBELT DEVELOPMENT COMMISSION BOARD MEMBERSHIP

FILE REFERENCE:	12.1.16
PROPONENTS:	Nil
DISCLOSURE OF INTEREST:	Nil
DATE:	
PREVIOUSLY BEFORE COUNCIL:	N/A
AUTHORS NAME & POSITION:	Amanda O'Halloran, CEO

NATURE OF COUNCIL'S ROLE IN THE MATTER:

☒Advocacy	When Council advocates on its own behalf or on behalf of its community to another level of government/body/agency.
☐Executive	The substantial direction setting and oversight role of the Council e.g. adopting plans and reports, accepting tenders, directing operations, setting and amending budgets.
☐Legislative	Includes adopting local laws, local planning schemes and policies.
☐Review	When Council reviews decisions made by Officers.
☐Quasi-judicial	When Council determines an application/matter that directly affects a person's rights and interests. The judicial character arises from the obligation to abide by the principles of natural justice e.g. local planning applications, building permits, other permits/licences (e.g. under Health Act, Dog Act or local laws) and other decisions that may be appealable to the State Administrative Tribunal (SAT).

PURPOSE OF THE REPORT
To endorse the nomination of Council's representative(s) to fill one (1) Local Government authority vacancy on the Wheatbelt Development Commission's Board of Management.

BACKGROUND
The Wheatbelt Development Commission (WDC) has advised that it currently has two (2) Local Government vacancies on its Board of Management. Both positions are for a term of up to three (3) years from the date of appointment.

The objectives of the Wheatbelt Development Commission is to –

- maximise job creation and improve career opportunities in the Region;
- develop and broaden the economic base of the Region;
- identify infrastructure services to promote economic and social development within the region;
- provide information and advice to promote business development within the Region;
- seek to ensure that the general standard of government services and access to those services in the region are comparable to that which applies in the metropolitan area; and
- generally take steps to encourage, promote, facilitate and monitor the economic development of the Region.

COMMENT/ DETAILS
It is recommended that Council nominates one (1) elected member representative for membership of the Board of Management of the Wheatbelt Development Commission. Nominations close on Monday 18 December 2017.

Councillor Max Watts has expressed an interest and the Shire of Wandering is asked to endorse his nomination.

CONSULTATION
Shire of Wandering Councillors

STATUTORY/ LEGAL ENVIRONMENT
The Wheatbelt Development Commission was established under the Regional Development Commissions Act 1993.
Part 3, Division 1, Section 15 of the Regional Development Commission Act 1993 advises that the Board consists of a maximum of nine (9) members who are to be appointed by the Minister for Local Government and Regional Development, as follows (in part):

"15. Board of management of a commission
(1) Subject to section 16, a commission is to have a board of management comprising – …
(b) a prescribed number of other members, not exceeding 9, who are to be appointed by the Minister in the prescribed manner. …"

with the following section, Section 16 detailing three (3) members of the Board are to be elected from a local government authority within the Wheatbelt Region, unless particular circumstances require otherwise, as stated (in part):

"16. Method of appointment of appointed members
Regulations made for the purposes of paragraph (b) of section 15(1) are to be consistent with the following, unless particular circumstances require otherwise – …

UNCONFIRMED MINUTES

(b) one third of those members are to be members of the council of a local government in the region and are to be nominated by local governments in the region in accordance with the regulations; and ..."

[Section 16 amended by No. 14 of 1996 s. 4; No. 16 of 1997 s. 4.]

Schedule 2, Part 1 of the Regional Development Commissions Act 1993 outlines the constitution and proceeding of a Board, particularly Section 1 as stated (in full):

"1. Term of office of appointed member

(1) An appointed member holds office for such term, being not more than 3 years, as is specified in the member's instrument of appointment, but he or she is eligible –

(a) for further reappointment, if the reappointment is consecutive to a previous appointment and will not result in the member holding office continually for a time which exceeds 6 years; or

(b) to be reappointed from time to time, if the term of the reappointment is not consecutive to a previous appointment.

(2) An appointed member, unless the member sooner dies or resigns or is removed from office, continues in office until a successor comes into office, despite the fact that the term for which the member was appointed may have expired."

[Clause 1 amended by No. 16 of 1997 s. 6(1).]

POLICY IMPLICATIONS
Nil

FINANCIAL IMPLICATIONS
Nil

STRATEGIC IMPLICATIONS
Community Strategic Plan 2013-2023
Whilst there is not a specific reference for this item, the Shire's Community Strategic Plan references Economic and Regional Development in all of its key Goals and Objectives. Growth and development of Wandering and the wider Wheatbelt Region is essential to support our Ratepayers and residents.

VOTING REQUIREMENT
Simple Majority

OFFICER RECOMMENDATION
That Council advises the Wheatbelt Development Commission and the Minister for Local Government, Heritage, Culture and the Arts of Councils the nomination of Cr Max Watts for Membership of the Board of Management for the Wheatbelt Development Commission.

COUNCIL DECISION – ITEM 10.1.3

MOVED: Cr Parsons **SECONDED: Cr Turton**

That Council advises the Wheatbelt Development Commission and the Minister for Local Government, Heritage, Culture and the Arts of Councils the nomination of Cr Max Watts for Membership of the Board of Management for the Wheatbelt Development Commission.

CARRIED 4/0

Councillor Watts listened to the item, but due to his disclosure of interest, he was not involved in the vote.

UNCONFIRMED MINUTES

10.1.4 ENDORSEMENT OF CEO'S ANNUAL LEAVE

FILE REFERENCE:	1.4.11
PROPONENTS:	Nil
DISCLOSURE OF INTEREST:	Nil
DATE:	1 December 2017
PREVIOUSLY BEFORE COUNCIL:	Nil
AUTHORS NAME & POSITION:	Amanda O'Halloran, Chief Executive Officer

NATURE OF COUNCIL'S ROLE IN THE MATTER:

☐Advocacy	When Council advocates on its own behalf or on behalf of its community to another level of government/body/agency.
☒Executive	The substantial direction setting and oversight role of the Council e.g. adopting plans and reports, accepting tenders, directing operations, setting and amending budgets.
☐Legislative	Includes adopting local laws, local planning schemes and policies.
☐Review	When Council reviews decisions made by Officers.
☐Quasi-judicial	When Council determines an application/matter that directly affects a person's rights and interests. The judicial character arises from the obligation to abide by the principles of natural justice e.g. local planning applications, building permits, other permits/licences (e.g. under Health Act, Dog Act or local laws) and other decisions that may be appealable to the State Administrative Tribunal (SAT).

PURPOSE OF THE REPORT

To consider a request for the CEO to take three (3) weeks annual leave and appoint an Acting CEO for this same period, in accordance with the provisions of the Local Government Act, 1995 and subsidiary legislation.

BACKGROUND

The CEO is requesting leave for March 2018; the CEO last took annual Leave in December and January 2016/17.

UNCONFIRMED MINUTES

COMMENT/ DETAILS

The CEO has requested leave from the 16 March 2018 to the 6 April 2018 inclusive; this equates to 14 working days and encompasses the 2018 Easter Break. The CEO has adequate leave to cover this request.

Manager of Communities, Mrs Monica Treasure is has previously acted in the position of CEO, covering annual leave and sick leave in May 2016 and September 2017. Monica provided good governance and sound decision making during this time, and it is proposed to appoint Monica as acting CEO again, affording Monica the opportunity to gain further experience in this regard.

Monica is keen to undertake the role and given that during the proposed time frame there is a limited formal CEO requirement, it is requested that the Acting CEO be paid 80% of the current CEO's salary as higher duties and be required to work five days a week during this time.

The CEO is available by phone on an adhoc basis and can provide support in the event of a serious or emergency situation.

CONSULTATION

Manager of Communities

STATUTORY/ LEGAL ENVIRONMENT

5.36. Local government employees

(1) A local government is to employ —

(a) a person to be the CEO of the local government; and

(b) such other persons as the council believes are necessary to enable the functions of the local government and the functions of the council to be performed.

(2) A person is not to be employed in the position of CEO unless the council —

(a) believes that the person is suitably qualified for the position; and

(b) is satisfied* with the provisions of the proposed employment contract.

5.41. Functions of CEO

The CEO's functions are to —

(a) advise the council in relation to the functions of a local government under this Act and other written laws; and

(b) ensure that advice and information is available to the council so that informed decisions can be made; and

(c) cause council decisions to be implemented; and

(d) manage the day to day operations of the local government; and

(e) liaise with the mayor or president on the local government's affairs and the performance of the local government's functions; and

(f) speak on behalf of the local government if the mayor or president agrees; and

(g) be responsible for the employment, management supervision, direction and dismissal of other employees (subject to section 5.37(2) in relation to senior employees); and

(h) ensure that records and documents of the local government are properly kept for the purposes of this Act and any other written law; and

UNCONFIRMED MINUTES

(i) perform any other function specified or delegated by the local government or imposed under this Act or any other written law as a function to be performed by the CEO.

POLICY IMPLICATIONS
Nil

FINANCIAL IMPLICATIONS
There are no additional financial implications as the provision for leave is included in the 2017/18 annual budget provisions. Provision was made for contractor CEO cover and whilst Acting Staff will receive an allowance for the extra duties and responsibilities during the time they will be acting in the CEO role, this is much less than employing a contractor to act in the role.

STRATEGIC IMPLICATIONS
Community Strategic Plan 2013-2023
Goal 5 – A strong and effective organisation
Outcome 5.2: Accountable decision making and resource allocation through effective governance.
Strategy 5.2.1: Ensure Council's decision making process is effective and transparent
Strategy 5.2.2: Ensure the organisations governance structure, policies and procedures are current and relevant.
Outcome 5.3: Professional, committed and multi – skilled staff
Strategy 5.3.2: Promote and Implement a relevant and practicable staff development program

VOTING REQUIREMENT
Absolute Majority

OFFICER RECOMMENDATION
That Council:
1. Approves the annual leave for the Chief Executive Officer for the period 16 March 2018 to the 8 April 2018 (inclusive);
2. Authorises Mrs Monica Treasure to be Acting Chief Executive Officer of the Shire of Wandering from the 16 March 2018 to the 8 April 2018 (inclusive);
3. That Mrs Monica Treasure Manager of Communities is paid 80% higher duties for the duration of the period of Acting CEO.

COUNCIL DECISION – ITEM 10.1.4

MOVED: Cr Watts **SECONDED: Cr Turton**

That Council:
1. Approves the annual leave for the Chief Executive Officer for the period 16 March 2018 to the 8 April 2018 (inclusive);
2. Authorises Mrs Monica Treasure to be Acting Chief Executive Officer of the Shire of Wandering from the 16 March 2018 to the 8 April 2018 (inclusive);
3. That Mrs Monica Treasure Manager of Communities is paid 80% higher duties for the duration of the period of Acting CEO.

CARRIED 5/0

UNCONFIRMED MINUTES

10.2 BUILDING AND PLANNING REPORTS

Nil

10.3 COMMUNITY SERVICES REPORTS

Nil

10.4 CORPORATE SERVICES

10.4.1 FINANCIAL STATEMENTS FOR THE PERIOD ENDED 30 NOVEMBER 2017

FILE REFERENCE:	10.1.16
PROPONENTS:	Nil
DISCLOSURE OF INTEREST:	Nil
DATE:	6 December 2017
PREVIOUSLY BEFORE COUNCIL:	N/A
AUTHORS NAME & POSITION:	Cara Ryan, Finance Manager

NATURE OF COUNCIL'S ROLE IN THE MATTER:

☐Advocacy	When Council advocates on its own behalf or on behalf of its community to another level of government/body/agency.
☒Executive	The substantial direction setting and oversight role of the Council e.g. adopting plans and reports, accepting tenders, directing operations, setting and amending budgets.
☐Legislative	Includes adopting local laws, local planning schemes and policies.
☐Review	When Council reviews decisions made by Officers.
☐Quasi-judicial	When Council determines an application/matter that directly affects a person's rights and interests. The judicial character arises from the obligation to abide by the principles of natural justice e.g. local planning applications, building permits, other permits/licences (e.g. under Health Act, Dog Act or local laws) and other decisions that may be appealable to the State Administrative Tribunal (SAT).

UNCONFIRMED MINUTES

PURPOSE OF THE REPORT
In accordance with Regulation 34 of the *Local Government (Financial Management) Regulations 1996*, the Shire is to prepare a monthly Statement of Financial Activity for consideration by Council.

Monthly Financial Report, Payment Listing and Bank Reconciliations for the month of November 2017 are presented for Council's consideration.

BACKGROUND
In accordance with Local Government (Financial Management) Regulation 1996 34(1), local governments are required to prepare each month, a statement of financial activity reporting on revenue and expenditure for the month in question.

The statement of financial activity is to be presented at an ordinary meeting of Council within two (2) months after the end of the month to which the statement relates.

COMMENT/ DETAILS
Council is requested to accept the Monthly Financial Report, Bank Reconciliations and List of payments for the periods ended 30 November 2017, as presented.

Monthly Financial Report 30 November 2017 **ATTACHMENT 10.4.1**

List of Payments 30 November 2017 **ATTACHMENT 10.4.1.1**

Bank Reconciliations & Bank Statements (Muni A/C) 30 November 2017 **ATTACHMENT 10.4.1.2**

Bank Reconciliations & Bank Statements (Investment A/C) 30 November 2017 **ATTACHMENT 10.4.1.3**

Bank Reconciliations & Bank Statements (Trust A/C) 30 November 2017 **ATTACHMENT 10.4.1.4**

Credit Card Statement 30 November 2017 **ATTACHMENT 10.4.1.5**

CONSULTATION
Finance Officer

STATUTORY/ LEGAL ENVIRONMENT
Section 6.4 Local Government Act 1995, Part 6 – Financial Management, and regulation 34 Local Government (Financial Management) Regulation 1996.

POLICY IMPLICATIONS
Nil

FINANCIAL IMPLICATIONS
Financial implications and performance to budget are reported to Council on a monthly basis.

STRATEGIC IMPLICATIONS
Community Strategic Plan 2013-2023
Goal 5 – A strong and Effective Organisation
Outcome 5.2: Accountable decision making and resource allocation through effective governance
Strategy 5.2.1: Ensure Council's decision making process is effective and transparent
Strategy 5.2.3: Ensure appropriate funds are available to implement current and future action plans

UNCONFIRMED MINUTES

VOTING REQUIREMENT
Simple Majority

OFFICER RECOMMENDATION
That Council:

1. Endorse all cheque, EFT, BPay, salary & wages, transport payments, transfers to investments, credit card payments and other direct debits and transfers as listed from the Municipal and Trust Fund totalling $418,706.95 for the period ending 30 November 2017.
2. Receive the bank reconciliations & bank statements for the periods ended, 30 November 2017.
3. Receive the financial statements for the period ended 30 November 2017.

COUNCIL DECISION – ITEM 10.4.1

MOVED: Cr Price **SECONDED: Cr Turton**

That Council:

1. Endorse all cheque, EFT, BPay, salary & wages, transport payments, transfers to investments, credit card payments and other direct debits and transfers as listed from the Municipal and Trust Fund totalling $418,706.95 for the period ending 30 November 2017.
2. Receive the bank reconciliations & bank statements for the periods ended, 30 November 2017.
3. Receive the financial statements for the period ended 30 November 2017.

CARRIED 5/0

11. ELECTED MEMBERS MOTIONS OF WHICH PREVIOUS NOTICE HAS BEEN GIVEN

Nil

12. NEW BUSINESS OF AN URGENT NATURE INTRODUCED BY DECISION OF MEETING

Given the recent Education funding cuts by the State Government that impact significantly on Country areas, the Meeting decided that it was in the Communities interest to introduce the following item.

That Council Instructs the CEO to write to the Education Minister showing extreme concern over the continued cuts to the Country Education Sector

MOVED Cr Parsons **SECONDED: Cr Price**

OFFICE RECOMMENDATION
That Council Instructs the CEO to write to the Education Minister showing extreme concern over the continued cuts to the Country Education Sector

COUNCIL DECISION – ITEM 12.1

MOVED: Cr Watts **SECONDED: Cr Parsons**

UNCONFIRMED MINUTES

That Council Instructs the CEO to write to the Education Minister showing extreme concern over the continued cuts to the Country Education Sector

CARRIED 5/0

13. CONFIDENTIAL ITEMS

Nil

14. TIME AND DATE OF NEXT MEETING

Next Ordinary Council meeting to be held on 15 February 2018 at 3:30pm.

15. CLOSURE OF MEETING

The Shire President declared the meeting closed at 4.38pm

These Minutes were confirmed at the Ordinary Council Meeting on Thursday 15 February 2018.

Signed: .....

Presiding Person at the meeting at which the minutes were confirmed

Date: .....

UNCONFIRMED MINUTES

Shire of Wandering Council Submission – Phase 1 Local Government Act Review

Amended as per Council Resolution 10.1.2 15 February 2018

Section	Guidance Questions	Shires Response
1.	**Meeting Community expectations of standards and performance** Relationships between Council and Administration 1) How Should Councils role be defined? What should definition include? 2) How should the role of the CEO and Administration be defined? 3) What other comments would you like to make on the roles and of Council and administration? 4) Are there any areas where the separation of powers is particularly unclear? How do you propose that these are improved? Improving relationships between council and administration 5) Do you have any other suggestions or comments on this topic?	The Shire of Wandering Council would like their submission to reflect that it believes the Council should be given more autonomy and governance over the day to day operations of the Shire. The review must support must support Council to have the ultimate responsibility for leadership and strategy. The CEO role then carries out the direction of the Council. This must be maintained in the Review.
2.	**Training** 6) What competencies (Skills and Knowledge) do you think an elected member requires to perform their role? 7) Do these vary between local governments? If so, in what way? 8) Who should pay for the costs of training (course fees, travel, other costs)? 9) If Councils are required to pay for training, should a training fund be established to reduce the impact for small and regional local governments? Should contribution to such a fund be based on local government revenue or some other measure? 10) Should elected member training be mandatory? 11) Should candidates be required to undertake some preliminary training to better understand the role of the elected member? 12) Should prior learning or service be recognised in place of completing training for elected members? If yes how will this work 13) What period should apply for elected members to complete essential training after their election? 14) Should ongoing professional development be undertaken by elected members? 15) If so what form should this take 16) Do you have any other suggestions or comments.	The Shire of Wandering doesn't support Mandatory Training, however should it become mandatory the following should apply: • Cost need to be kept low so that Councils can afford it, whether there is a fund or not. • Training needs to be accessible to the regions, enough impost on Councillors time now; regional Councillors will be challenged to be in Perth for training. • Practical and meet local needs eg - Understanding local government - Serving on Council - Understanding financial reports and budgets - Conflicts of interest - Meeting procedures and debating • Don't agree with preliminary training.

Section	Guidance Questions	Shires Response
3.	**Behaviour of elected members** Codes of Conduct 17) Should standards of conduct/behaviour differ between local governments? 18) Which option do you prefer for codes of conduct and why? 19) How should a code of conduct be enforced? Streamlined rules of conduct 20) Do you support streamlined Rules of Conduct Regulations? Why? 21) If the rules were streamlined, which elements should be retained? 22) Do you support a reduction in timeframe in which complaints can be made? Is three Months adequate? Revised disciplinary framework 23) Do you support an outcome based disciplinary framework for elected members? 24) What specific behaviours should an outcomes based framework target? Application of the Rules of Conduct 25) Should the rules of conduct that govern behaviour of elected members be extended in council elections? Offence provisions 26) Should the offence covering improper use of information be extended to former members of council for a period of 12 months? 27) Should this restriction apply to former employees? Confidentiality 28) Is it appropriate to require the existence and details of a complaint to remain confidential until the matter is resolved? Sector Conduct Review Committees 29) What do you see as the benefits and disadvantages of this model? 30) What powers should the Conduct Review Committee have? 31) In your opinion what matters should go directly to the Standards Panel? 32) Who should be able to be a member of the panel: elected members, people with local government experience, independent stakeholders? 33) Who should select the members for the pool?	The Wandering Council position is that matters need to not drag on, they need to be dealt with efficiently and effectively. • Rules of conduct that govern behaviour should be extended to all candidates in Council elections • The offence covering improper use of information should be extended to former members of Council and employees for 12 months • The Standards Panel should be independent, appointed by the department and should have the power to dismiss vexatious and frivolous complaints. • Matters should remain confidential until a ruling is made. • In principle support for an individual elected member to be 'stood down' from their role when they are under investigations, been charged by the Standards panel or when their continued presence prevents Council from properly discharging its functions or affects the Councils reputation. *The above appoint point is only applicable if the matter has been considered to have merit and is being dealt with at the Standards Panel. There must be reasonable cause evident.* • *Both parties should be able to request a review of the complaint.* • *The Shire supports the inclusion of mediation a*

	34) How many members should there be on the Review Committee? Review of elected member compliance 35) Are the proposed actions for the Review Committee Appropriate? If not, what do you propose? 36) Which of the options for dealing with complaints do you prefer? Why? 37) Are there any other options that can be considered? 38) Who should be able to request a review of a decision: the person the subject of the complaint, the complainant or both? Mediation 39) Do you support the inclusion of mediation as a sanction for the Panel? Prohibition from attending meetings 40) Do you support the Panel being able to prohibit elected members from attending Council Meetings? 41) How many meetings should the Panel be able to order the elected member to not attend? 42) Should the elected member be eligible for sitting fees and allowances in these circumstances? Compensation to the local government 43) Do you support the Panel being able to award Financial compensation to the local government? 44) What should the maximum be? Complaint administrative fee 45) Do you support this option? 46) Do you believe that a complaint administrative fee would deter complainants from lodging a complaint? Is this appropriate? 47) Would a complainant administrative fee be appropriate for a sector to conduct review committee model? Why or Why not? 48) What would be an appropriate fee for lodging a complaint? 49) Should the administrative fee be refunded with a finding or minor breach or should it be retained by the Department to offset costs? Cost recovery to local government 50) Do you support the cost of panel proceedings being paid by a member found to be in breach?	*sanction for the panel.* • *Elected Members should be eligible for sitting fees and allowances until a formal ruling is made. Should the member be considered guilty then fees can be repaid.* • *The Council supports the Panel being able to award the financial compensation to the local government* • *Council supports Elected Members who are not-for-profit organisation members to participate in Council meetings and vote after declaration if they are not an office bearer.* • *Should the member be an Office Bearer then they can remain in the room and discuss the item but not vote.*

	Publications of reports in the annual report 51) Do you support the tabling of the decision report at the Ordinary Council Meeting? Elected member interests 52) Do you support this option? Why or Why not? Elected member interests 53) Should not-for-profit organisation members participate in Council decisions affecting the organisation? 54) Would your response be the same if the member was an office holder in the organisation? Improving the behaviour of elected members 55) Do you have any further suggestions on this topic?	
4.	**Local government administration** Recruitment and selection of local government CEOs 56) Would councils benefit from assistance with CEO recruitment and selection? 57) How could recruitment and selection of local government CEOs be improved? 58) Should the Public Sector Commission be involved in CEO recruitment and selection? If so how? 59) Should other experts be involved in CEO recruitment and selection? If so who and how? 60) What competencies, attributes and qualifications should a CEO have? Acting CEOs 61) Should the process of appointing an acting CEO be covered by Legislation? 62) If so, who should appoint the CEO when there is a short term temporary vacancy (covering sick or annual leave for example)? 63) Who should appoint the CEO if there will be a vacancy for an extended period (for example, while a recruitment process is undertaken)? Performance review of local government CEOs 64) Who should be involved in CEO performance reviews? 65) What should the criteria be for reviewing a CEOs performance? 66) How often should CEO performance be reviewed? 67) Which of the above options do you prefer? 68) Is there an alternative model that could be	• There should be uniform requirements that local governments must advertise positions other than the CEO or Senior employees (even if they are just advertised locally and electronically) • Officers should be required to complete a probationary period • Applicants should provide a criminal check, working with children check and health clearance. • Yes Acting CEOs should be covered by legislation, Councils responsibility to appoint and essentially they have same responsibilities and accountabilities as the CEO. • Perhaps have delegation for 5- 10 day emergency period, beyond that only Council can appoint. • CEO performance reviews should be conducted by full council or a committee of, as decided by the council. External support should be supported if

	considered? Termination or extension of CEO contract around election 69) Would a "cooling off " period before a council can terminate the CEO following an election assist in strengthening productive relationships between council and administration? 70) What length should such a cooling off be? 71) For what period before an election should there be a restriction on a council from extending a CEO contract? Should there be any exceptions to this? Public expectations of staff performance 72) Is greater oversight required over local government selection and recruitment of staff? 73) Should certain offences or other criteria exclude a person from being employed in a local government? If so what? Strengthening local government Administration 74) Do you have any other suggestions or comments on this topic?	requested by either party – councils should adopt a CEO performance review policy • Criteria should be established by council with CEO collaboratively, to meet the councils and local area's needs. • Performance reviews should be carried out annually. • Yes there should be a cooling off period and 3 months should apply in this instance • 3 months prior to an election should be the timeframe for not extending a CEO's contract.
5.	**Supporting local Governments in challenging times** Remedial intervention 75) Should the appointed person be a departmental employee, a local government officer or an external party? Why? 76) Should the appointed person be able to direct the local government or would their role be restricted to advice and support? 77) Who should pay for the appointed person? Powers of appointed person 78) What powers should the appointed person have? Remedial action process 79) Do you think the proposed approach would improve the provision of good governance in Western Australia? 80) What issues need to be considered when appointing a person? Supporting local Governments in challenging times 81) Do you have any other suggestions or comments on this topic ?	The Shire of Wandering Council does not support this initiative at all.

6.	**Making it easier to move between state and local government employment** Transferability of employees 82) Should local and state government employees be able to carry over the recognition of service and leave if they move between State and local government? 83) What would be the benefits if local and State government employees could move seamlessly via transfer or secondment? Making it easier to move between State and local government employment 84) Do you have any other suggestions or comments on this topic?	• Local and State government employees should be able to carry over the recognition of service or leave if they move between state and local government as long as accrued dollars move with the employee.
7.	**Public confidence in local government** A new framework for disclosing gifts 85) Is the new framework for disclosing gifts appropriate? 86) If not why? 87) Is the threshold of $500 appropriate? 88) If not why? 89) Should certain gifts – or gifts from particular classes or people – be prohibited? Why or Why not? 90) If yes what gifts should be prohibited Excluding gifts received in a personal capacity 91) Should gifts received in a personal capacity be exempt from disclosure? 92) If yes how "personal capacity" could be defined? 93) Should there be any other exemptions from the requirement to disclose a gift over the threshold? 94) If so, what should these be? Gifts 95) Do you have any other suggestions or comments on this topic	• Single threshold of $500.00 • Family and personal nature gifts that are not in any way related to business should be exempt; if there is any level of relationship to the business then they must be disclosed. • Gift disclosures only apply to elected members and CEO
8.	**Transparency** Access to information – Public Notices 96) Which general option do you prefer for making local public notices available? Wht? 97) Which general option do you prefer for State – wide public notices? Why? 98) With reference to the list of public notices, do you believe that the requirement for a particular notice should be changes? 99) For State-wide notices in Attachment 3, are	Documents that should only be made available in person include • Primary and annual returns • Complaints Register • Contracts of CEO and senior employees • Rates record • Electoral roll

	there alternative websites where any of this information could be made available? Information available for public inspection 100) Give feedback on table provided – how should information be made available? 101) Should the additional information that is available to the public in other jurisdictions be available here? If so which items? How should they be made available: in person, website only or both? 102) Is there specific information you believe should be made publically available 103) For Local Governments – how often do you receive requests from members of the public to see information? What resources do you estimate are involved in providing access in person? 104) Do you have any other suggestions or comments on this topic Expanding the information provided to the public 105) Which of these options do you prefer and why? 106) In the table below, p[lease indicate whether you think the information should be made available, an if so, whether this should be required or at the discretion of the local government: 107) What other information do you think should be made available? 108) Do you have any other suggestions or comments on this topic?	Documents that should not be available include • Performance reviews of CEO and employees. *The Shire of Wandering receives two to three requests per year for specific information in person, most is available readily, it would take 3-4 hours. (approximately $150.00)*
9.	Red tape reduction Defining red tape 109) Which regulatory measures within the Act should be removed or amended to reduce the burden on local governments? 110) Which regulatory measures within the Act should be removed or amended to reduce the burden on the community? 111) Should the provisions for a special majority be removed? Why or Why not? Senior Employees 112) Is it appropriate that council have a role in the appointment, dismissal or performance management of any employees other than the CEO? 113) Is it necessary for some employees to be designated as senior employees?	• Smaller local governments are disproportionally/ negatively affected by the extensive compliance requirements of all of the governing Acts; this provides considerable impact on the community and lessens the rate dollar that can be distributed to community amenity and road maintenance and economic development. • Council should be involved in the appointment, dismissal and performance of employees in general in

	Exemption from accounting standard AASB124 Related Party Disclosures 114) Are the existing related party disclosure provisions in the Act sufficient without the additional requirements introduced by AASB 124? Disposal of property 115) The threshold for trade-ins was set originally to $50,000 in 1996 and raised to $75,000 in 2015. Should that threshold be raised higher, if so how high? 116) Should the threshold remain at $75,000 but with separate exemptions for specific types of equipment, for example plant? 117) The general $20,000 threshold was put in place in 1996 and has not been amended. Should the threshold be raised higher than $20,000.00? If so, what should it be and why? 118) Would raising the threshold create an unacceptable risk that the items would not be disposed of to achieve the best price for the local government? 119) Is there an alternative model for managing the disposal of property? 120) Do you have any other suggestions or comments on this topic	an effort to prevent nepotism • Yes it is appropriate for some employees to be designated Senior employees. Smaller Councils particularly are heavily reliant on the skills and experience of these individuals and it may be necessary for Council to be involved in the decision making. • Council members and decision makers are already required to assess their financial, family or proximity interests, the provisions in the LG Act are sufficient to govern the sector. • Council does not support raising the $20,000 general threshold.
10.	Regional Subsidiaries 121) Which option do you prefer 122) Should regional subsidiaries be allowed to borrow money other than from the member councils 123) Why or Why not? 124) If the regional subsidiary is given the power to borrow directly, what provisions should be put in place to manage the risks?	• Subsidiaries should be able to borrow – Treasury loans only and all member councils accept the risk formally • Enter into land transactions and undertake commercial activities

MEMORANDUM OF UNDERSTANDING

This Memorandum of Understanding (MOU) is entered into between:

Peel-Harvey Catchment Council Inc.

and

The Shires of Boddington, Williams, Wandering and Cuballing

August, 2018 to August, 2023 (5 years)

(funding commencing 2017/18)

1 Purpose of the MOU

The purpose of the MOU is to formalise the partnership between the Peel-Harvey Catchment Council (PHCC) and the Shires of Boddington, Williams, Wandering and Cuballing to provide natural resource management/landcare support to the landowners and community of the Hotham-Williams catchment, as defined within the Hotham-Williams NRM Plan 2015-2025. The footprint of the works/support will extend to include those portions of the Shires of Pingelly, Collie, Narrogin and Wickepin, within the surface water catchment of the Peel-Harvey.

The PHCC, through funding from the Australian Government and State NRM Program have been providing on-ground support to landowners across the Hotham-Williams catchment for a number of years. This support has been able to be increased in the last four years, thanks to funding received through the Australian Government via the "Rivers 2 Ramsar" project, and more recently through the National Landcare Programme. Via the PHCC approximately $700,000 has been invested in the Hotham Williams since 2013 for on-ground projects such as fencing of rivers and bushland, revegetation, feral animal control support, weed removal and investment in community groups. It has also enabled the development of the Hotham-Williams NRM Plan, with the community, to provide a framework to implement community priorities.

A collaborative arrangement is required to continue to build the capacity of the Hotham-Williams community for ongoing natural resource management/landcare activities. The uptake and involvement of the community currently relies on the support provided by the PHCC via a locally placed NRM Officer, supported by the governance and supporting frameworks of the PHCC. Approximately $145,000 is required per annum to continue this and this MOU defines the intended contributions of each organisation, noting that, in accordance with governance processes, each Local Government's contribution will be subject to an annual budget endorsement of that Local Government and as such the amounts shown are an intended, but non-binding contribution.

The Shires of Boddington, Williams, Wandering and Cuballing are important delivery partners and their collaborative roles with the PHCC in reinvigorating NRM in the Hotham-Williams since 2013 is acknowledged.

This MoU has two primary purposes, the first is to solidify and define the relationships between the Shires and the PHCC, and secondly to demonstrate a commitment to continue to work together to deliver these important community services (as defined in the NRM Plan) through cash funding and/or other support. The PHCC will continue to provide funding as is available to ensuring there are NRM human resources available in Hotham-Williams, as well as funding to deliver on-ground outcomes, wherever possible.

2 Roles and Responsibilities

The PHCC will be responsible for providing a NRM Officer/s (based in Boddington) to provide the knowledge, skills and resources to landowners to facilitate on ground and engagement activities. Funding will also be directed to the Hotham-Williams catchment to ensure on-ground activities can be undertaken. The PHCC will facilitate regular meetings of a steering committee, made up of community representatives from the PHCC Board, including representatives from both within and outside of the Hotham-Williams. Community representatives will also be invited, where and when appropriate, to help provide community input into the direction of NRM activities that are undertaken and ensure projects are consistent with the Hotham-Williams NRM Plan. The PHCC will ensure regular communication to the Shires on proposed activities as well as any achievements that are completed via this MoU and ongoing partnership, on a minimum of an annual basis.

The Shires commit to providing funding to help cover the cost of the gap that exists in the NRM services costs to enable the NRM officer/s to effectively provide NRM support in Hotham-Williams as outlined in the table below. The Shire will also commit to providing a Senior Staff member, or Councillor to attend at least one Steering Committee meeting each year, to provide the Shire's input into the prioritisation of activities as per the Hotham-Williams NRM Plan.

3 Funding

The below table outlines the financial needs of the position to effectively provide NRM support to the Hotham-Williams Community, and defines the agreed financial contributions of each. This funding will provide for 1 x full time equivalent officer (over 1 or more persons); Supervision and Administration; Vehicle lease and running costs; Governance, supervision and Steering Committee support.

	2017/18	**2018/19**	**2019/20**	**2020/21**	**2021/22**
Total cost of NRM Support	**$145,000**	**$145,000**	**$148,000**	**$148,000**	**$150,000**
PHCC Contribution	$105,000	$105,000	$108,000	$108,000	$110,000
Funding Gap	$40,000	$40,000	$40,000	$40,000	$40,000
Shire of Boddington Contribution	$25,000	$25,000*	$25,000*	$25,000*	$25,000*
Shire of Williams Contribution	$10,000	$5,000*	$5,000*	TBD*	TBD*
Shire of Cuballing Contribution	$2,500	$5,000*	$5,000*	$5,000*	$5,000*
Shire of Wandering Contribution					
Total Funding					
Remaining Gap	**2500**	**5000***	**5000***	**10000***	**10000***

**Subject to Council Approval (Annual Budget Approval Process)*

4 Timeframe

This MOU will be effective from 1 March 2018 and will be expire no later than 1 August 2023.

This Memorandum of Understanding is the complete agreement between Peel-Harvey Catchment Council and the Shires of Boddington, Williams, Wandering and Cuballing, and may only be amended by written agreement signed by each of the parties involved. The memorandum of understanding can be cancelled by either party at any time by writing to the other party and conveying their desire to exit the agreement.

The MOU to be executed by the PHCC and Shires of Boddington, Williams, Wandering and Cuballing.

PHCC

Authorised Signature:

Name and Title (Printed): Jane O'Malley, CEO

Date: 2 February, 2018

Phone: 63698800 Email: jane.omalley@peel-harvey.org.au

Shire of Boddington

Authorised Signature:

Name and Title (Printed): Chris Littlemore, CEO

Date: February, 2018

Phone: Email: ceo@boddington.wa.gov.au

Shire of Williams

Authorised Signature:

Name (Printed): Geoff McKeown, CEO

Date: February 2018

Phone: 9885 1005 Email: ceo@williams.wa.gov.au

Shire of Wandering

Authorised Signature:

Name and Title (Printed): Amanda O'Halloran, CEO

Date: February, 2018

Phone: 9884 1056 Email: jane.omalley@peel-harvey.org.au

Shire of Cuballing

Authorised Signature:

Name and Title (Printed): Gary Sherry, CEO

Date: February, 2018

Phone: 08 9883 6031 Email: jane.omalley@peel-harvey.org.au

Attachment 10.4.1.1

SHIRE OF WANDERING

MONTHLY FINANCIAL REPORT

For the Period Ended 31 December 2017

TABLE OF CONTENTS

Statement of Financial Activity by Program

Note 1	Significant Accounting Policies
Note 2	Explanation of Material Variances
Note 3	Net Current Funding Position
Note 4	Cash and Investments
Note 5	Cash Backed Reserves
Note 6	Receivables
Note 7	Capital Disposals
Note 8	Capital Acquistions
Note 9	Grants and Contributions
Note 10	Trust
Appendix A	Detailed Schedules

LOCAL GOVERNMENT ACT 1995

LOCAL GOVERNMENT (FINANCIAL MANAGEMENT) REGULATIONS 1996

SHIRE OF WANDERING
STATEMENT OF FINANCIAL ACTIVITY
(Statutory Reporting Program)
For the Period Ended 31 December 2017

	Note	Annual Budget	YTD Budget (a)	YTD Actual (b)	Var. $ (b)-(a)	Var. % (b)-(a)/(a)	Var.
Operating Revenues		$	$	$	$	%	
Governance		0	0	0	0		
General Purpose Funding - Rates		936,766	936,766	944,951	8,185	1%	
General Purpose Funding - Other		492,258	246,120	145,668	(100,452)	(41%)	▼
Law, Order and Public Safety		37,520	12,796	14,219	1,423	11%	
Health		1,000	498	3,854	3,356	674%	
Education and Welfare		0	0	0	0		
Housing		40,300	20,148	20,321	173	1%	
Community Amenities		41,150	36,058	37,150	1,092	3%	
Recreation and Culture		1,500	246	611	365	148%	
Transport		1,377,430	53,241	30,582	(22,660)	(43%)	▼
Economic Services		695,786	367,906	422,745	54,839	15%	▲
Other Property and Services		30,450	16,710	25,441	8,731	52%	▲
Total Operating Revenue		3,654,160	1,690,489	1,645,542	(44,947)		
Operating Expense							
Governance		(184,857)	(102,955)	(104,889)	(1,934)	(2%)	
General Purpose Funding		(85,262)	(51,626)	(54,472)	(2,846)	(6%)	
Law, Order and Public Safety		(141,232)	(73,446)	(77,593)	(4,147)	(6%)	
Health		(30,842)	(15,306)	(18,929)	(3,623)	(24%)	
Education and Welfare		(3,770)	(1,872)	(778)	1,094	58%	▲
Housing		(66,182)	(24,018)	(16,384)	7,634	32%	▲
Community Amenities		(208,582)	(100,908)	(96,849)	4,059	4%	
Recreation and Culture		(194,333)	(89,791)	(84,853)	4,938	5%	
Transport		(2,474,499)	(1,128,609)	(980,896)	147,713	13%	▲
Economic Services		(802,656)	(414,632)	(457,032)	(42,400)	(10%)	▼
Other Property and Services		(85,281)	65,472	27,653	(37,819)	58%	
Total Operating Expenditure		(4,277,296)	(1,937,891)	(1,865,022)	72,869		
Funding Balance Adjustments							
Add back Depreciation		707,690	353,802	337,810	(15,992)	(5%)	
Adjust (Profit)/Loss on Asset Disposal	7	0	0	0	0		
Adjust Provisions and Accruals		0	0	0	0		
Net Cash from Operations		84,554	106,600	118,330	11,730		
Capital Revenues							
Grants, Subsidies and Contributions	9	498,820	243,910	243,910	0	0%	
Proceeds from Disposal of Assets	7	0	0	0	0		
Total Capital Revenues		498,820	243,910	243,910	0		
Capital Expenses							
Land and Buildings	8	0	0	0	0		
Infrastructure - Roads	8	(748,724)	(363,195)	(345,618)	17,577	5%	
Infrastructure - Bridges	8	(100,000)	0	0	0		
Plant and Equipment	8	(7,000)	0	0	0		
Furniture and Equipment	8	(2,000)	(1,000)	(968)	32	3%	
Total Capital Expenditure		(857,724)	(364,195)	(346,586)	17,609		
Net Cash from Capital Activities		(358,904)	(120,285)	(102,676)	17,609		
Financing							
Transfer from Reserves	5	0	0	0	0		
Repayment of Debentures		(69,957)	(34,762)	(34,762)	(0)	(0%)	
Transfer to Reserves	5	(2,283)	(750)	(792)	(42)	(6%)	
Net Cash from Financing Activities		(72,240)	(35,512)	(35,555)	(43)		
Net Operations, Capital and Financing		(346,590)	(49,197)	(19,901)	29,296		
Opening Funding Surplus(Deficit)	3	346,590	346,590	346,590	0	0%	
Closing Funding Surplus(Deficit)	3	(0)	297,393	326,689	29,296		

This statement is to be read in conjunction with the accompanying Financial Statements and notes.

SHIRE OF WANDEIRNG
NOTES TO THE STATEMENT OF FINANCIAL ACTIVITY
For the Period Ended 31 December 2017

1. SIGNIFICANT ACCOUNTING POLICIES

(a) Basis of Accounting

This statement comprises a special purpose financial report which has been prepared in accordance with Australian Accounting Standards (as they apply to local governments and not-for-profit entities), Australian Accounting Interpretations, other authoritative pronouncements of the Australian Accounting Standards Board, the Local Government Act 1995 and accompanying regulations. Material accounting policies which have been adopted in the preparation of this statement are presented below and have been consistently applied unless stated otherwise.

Except for cash flow and rate setting information, the report has also been prepared on the accrual basis and is based on historical costs, modified, where applicable, by the measurement at fair value of selected non-current assets, financial assets and liabilities.

Critical Accounting Estimates

The preparation of a financial report in conformity with Australian Accounting Standards requires management to make judgements, estimates and assumptions that effect the application of policies and reported amounts of assets and liabilities, income and expenses.

The estimates and associated assumptions are based on historical experience and various other factors that are believed to be reasonable under the circumstances; the results of which form the basis of making the judgements about carrying values of assets and liabilities that are not readily apparent from other sources. Actual results may differ from these estimates.

(b) The Local Government Reporting Entity

All Funds through which the Council controls resources to carry on its functions have been included in this statement.

In the process of reporting on the local government as a single unit, all transactions and balances between those funds (for example, loans and transfers between Funds) have been eliminated.

All monies held in the Trust Fund are excluded from the statement, but a separate statement of those monies appears at Note 10.

(c) Rounding Off Figures

All figures shown in this statement are rounded to the nearest dollar.

(d) Rates, Grants, Donations and Other Contributions

Rates, grants, donations and other contributions are recognised as revenues when the local government obtains control over the assets comprising the contributions. Control over assets acquired from rates is obtained at the commencement of the rating period or, where earlier, upon receipt of the rates.

(e) Goods and Services Tax

Revenues, expenses and as 0
GST incurred is not recoverable from the Australian Taxation Office (ATO).

Receivables and payables are stated inclusive of GST receivable or payable.
The net amount of GST recoverable from, or payable to, the ATO is included with receivables or payables in the statement of financial position.

Cash flows are presented on a gross basis. The GST components of cash flows arising from investing or financing activities which are recoverable from, or payable to, the ATO are presented as operating cash flows.

1. SIGNIFICANT ACCOUNTING POLICIES (Continued)

(f) Cash and Cash Equivalents

Cash and cash equivalents include cash on hand, cash at bank, deposits available on demand with banks and other short term highly liquid investments that are readily convertible to known amounts of cash and which are subject to an insignificant risk of changes in value and bank overdrafts.

Bank overdrafts are reported as short term borrowings in current liabilities in the statement of financial position.

(g) Trade and Other Receivables

Trade and other receivables include amounts due from ratepayers for unpaid rates and service charges and other amounts due from third parties for goods sold and services performed in the ordinary course of business.

Receivables expected to be collected within 12 months of the end of the reporting period are classified as current assets. All other receivables are classified as non-current assets.

Collectability of trade and other receivables is reviewed on an ongoing basis. Debts that are known to be uncollectible are written off when identified. An allowance for doubtful debts is raised when there is objective evidence that they will not be collectible.

(h) Inventories

General

Inventories are measured at the lower of cost and net realisable value.

Net realisable value is the estimated selling price in the ordinary course of business less the estimated costs of completion and the estimated costs necessary to make the sale.

Land Held for Resale

Land held for development and sale is valued at the lower of cost and net realisable value. Cost includes the cost of acquisition, development, borrowing costs and holding costs until completion of development. Finance costs and holding charges incurred after development is completed are expensed.

Gains and losses are recognised in profit or loss at the time of signing an unconditional contract of sale if significant risks and rewards, and effective control over the land, are passed on to the buyer at this point.

Land held for sale is classified as current except where it is held as non-current based on Council's intentions to release for sale.

(i) Fixed Assets

All assets are initially recognised at cost. Cost is determined as the fair value of the assets given as consideration plus costs incidental to the acquisition. For assets acquired at no cost or for nominal consideration, cost is determined as fair value at the date of acquisition. The cost of non-current assets constructed by the local government includes the cost of all materials used in the construction, direct labour on the project and an appropriate proportion of variable and fixed overhead.

Certain asset classes may be revalued on a regular basis such that the carrying values are not materially different from fair value. Assets carried at fair value are to be revalued with sufficient regularity to ensure the carrying amount does not differ materially from that determined using fair value at reporting date.

1. SIGNIFICANT ACCOUNTING POLICIES (Continued)

(j) Depreciation of Non-Current Assets

All non-current assets having a limited useful life are systematically depreciated over their useful lives in a manner which reflects the consumption of the future economic benefits embodied in those assets.

Depreciation is recognised on a straight-line basis, using rates which are reviewed each reporting period. Major depreciation rates and periods are:

Buildings	30 to 50 years
Furniture and equipment	4 to 10 years
Plant and equipment	5 to 15 years
Sealed roads and streets	
formation	not depreciated
pavement	50 years
seal	
- bituminous seals	20 years
- asphalt surfaces	25 years
Gravel roads	
formation	not depreciated
pavement	50 years
Formed roads (unsealed)	
formation	not depreciated
pavement	50 years
Footpaths - slab	20 years
Sewerage piping	100 years
Water supply piping and drainage systems	75 years

(k) Trade and Other Payables

Trade and other payables represent liabilities for goods and services provided to the Council prior to the end of the financial year that are unpaid and arise when the Council becomes obliged to make future payments in respect of the purchase of these goods and services. The amounts are unsecured, are recognised as a current liability and are normally paid within 30 days of recognition.

(l) Employee Benefits

The provisions for employee benefits relates to amounts expected to be paid for long service leave, annual leave, wages and salaries and are calculated as follows:

(i) Wages, Salaries, Annual Leave and Long Service Leave (Short-term Benefits)

The provision for employees' benefits to wages, salaries, annual leave and long service leave expected to be settled within 12 months represents the amount the Shire has a present obligation to pay resulting from employees services provided to balance date. The provision has been calculated at nominal amounts based on remuneration rates the Shire expects to pay and includes related on-costs.

1. SIGNIFICANT ACCOUNTING POLICIES (Continued)

(ii) Annual Leave and Long Service Leave (Long-term Benefits)
The liability for long service leave is recognised in the provision for employee benefits and measured as the present value of expected future payments to be made in respect of services provided by employees up to the reporting date using the project unit credit method. Consideration is given to expected future wage and salary levels, experience of employee departures and periods of service. Expected future payments are discounted using market yields at the reporting date on national government bonds with terms to maturity and currency that match as closely as possible, the estimated future cash outflows. Where the Shire does not have the unconditional right to defer settlement beyond 12 months, the liability is recognised as a current liability.

(m) Interest-bearing Loans and Borrowings
All loans and borrowings are initially recognised at the fair value of the consideration received less directly attributable transaction costs.

After initial recognition, interest-bearing loans and borrowings are subsequently measured at amortised cost using the effective interest method. Fees paid on the establishment of loan facilities that are yield related are included as part of the carrying amount of the loans and borrowings.

Borrowings are classified as current liabilities unless the Council has an unconditional right to defer settlement of the liability for at least 12 months after the balance sheet date.

Borrowing Costs
Borrowing costs are recognised as an expense when incurred except where they are directly attributable to the acquisition, construction or production of a qualifying asset. Where this is the case, they are capitalised as part of the cost of the particular asset.

(n) Provisions
Provisions are recognised when: The council has a present legal or constructive obligation as a result of past events; it is more likely than not that an outflow of resources will be required to settle the obligation; and the amount has been reliably estimated. Provisions are not recognised for future operating losses.

Where there are a number of similar obligations, the likelihood that an outflow will be required in settlement is determined by considering the class of obligations as a whole. A provision is recognised even if the likelihood of an outflow with respect to any one of item included in the same class of obligations may be small.

1. SIGNIFICANT ACCOUNTING POLICIES (Continued)

(o) Current and Non-Current Classification

In the determination of whether an asset or liability is current or non-current, consideration is given to the time when each asset or liability is expected to be settled. The asset or liability is classified as current if it is expected to be settled within the next 12 months, being the Council's operational cycle. In the case of liabilities where Council does not have the unconditional right to defer settlement beyond 12 months, such as vested long service leave, the liability is classified as current even if not expected to be settled within the next 12 months. Inventories held for trading are classified as current even if not expected to be realised in the next 12 months except for land held for resale where it is held as non current based on Council's intentions to release for sale.

(p) Nature or Type Classifications

Rates
All rates levied under the Local Government Act 1995. Includes general, differential, specific area rates, minimum rates, interim rates, back rates, ex-gratia rates, less discounts offered. Exclude administration fees, interest on instalments, interest on arrears and service charges.

Operating Grants, Subsidies and Contributions
Refer to all amounts received as grants, subsidies and contributions that are not non-operating grants.

Non-Operating Grants, Subsidies and Contributions
Amounts received specifically for the acquisition, construction of new or the upgrading of non-current assets paid to a local government, irrespective of whether these amounts are received as capital grants, subsidies, contributions or donations.

Profit on Asset Disposal
Profit on the disposal of assets including gains on the disposal of long term investments.
Losses are disclosed under the expenditure classifications.

Fees and Charges
Revenues (other than service charges) from the use of facilities and charges made for local government services, rentals, hire charges, fee for service, photocopying charges, licences, sale of goods or information, fines, penalties and administration fees. Local governments may wish to disclose more detail such as rubbish collection fees, rental of property, fines and penalties, other fees and charges.

Service Charges
Service charges imposed under Division 6 of Part 6 of the Local Government Act 1995. Regulation 54 of the Local Government (Financial Management) Regulations 1996 identifies the These are television and radio broadcasting, underground electricity and neighbourhood surveillance services. Exclude rubbish removal charges. Interest and other items of a similar nature received from bank and investment accounts, interest on rate instalments, interest on rate arrears and interest on debtors.

Interest Earnings
Interest and other items of a similar nature received from bank and investment accounts, interest on rate instalments, interest on rate arrears and interest on debtors.

Other Revenue / Income
Other revenue, which can not be classified under the above headings, includes dividends, discounts, rebates etc.

Employee Costs
All costs associate with the employment of person such as salaries, wages, allowances, benefits such as vehicle and housing, superannuation, employment expenses, removal expenses, relocation expenses, worker's compensation insurance, training costs, conferences, safety expenses, medical examinations, fringe benefit tax, etc.

1. SIGNIFICANT ACCOUNTING POLICIES (Continued)

Materials and Contracts
All expenditures on materials, supplies and contracts not classified under other headings. These include supply of goods and materials, legal expenses, consultancy, maintenance agreements, communication expenses, advertising expenses, membership, periodicals, publications, hire expenses, rental, leases, postage and freight etc. Local governments may wish to disclose more detail such as contract services, consultancy, information technology, rental or lease expenditures.

Utilities (Gas, Electricity, Water, etc.)
Expenditures made to the respective agencies for the provision of power, gas or water. Exclude expenditures incurred for the reinstatement of roadwork on behalf of these agencies.

(q) Nature or Type Classifications (Continued)

Insurance
All insurance other than worker's compensation and health benefit insurance included as a cost of employment.

Loss on asset disposal
Loss on the disposal of fixed assets.

Depreciation on non-current assets
Depreciation expense raised on all classes of assets.

Interest expenses
Interest and other costs of finance paid, including costs of finance for loan debentures, overdraft accommodation and refinancing expenses.

Other expenditure
Statutory fees, taxes, provision for bad debts, member's fees or levies including WA Fire Brigade Levy and State taxes. Donations and subsidies made to community groups.

SHIRE OF WANDERING
NOTES TO THE STATEMENT OF FINANCIAL ACTIVITY
For the Period Ended 31 December 2017

Note 2: EXPLANATION OF MATERIAL VARIANCES

Reporting Program	Var. $	Var. %	Var.	Timing/ Permanent	Explanation of Variance
Operating Revenues	$	%			
Governance	0				
General Purpose Funding - Rates	8,185	0.67%			
General Purpose Funding - Other	(100,452)	(40.61%)	▲	Permanent	$19,000 Grants Commission Bridges not included in Budget
			▼	Permanent	$120,000 budget error on FAG's allocation due to advance payment made last financial year. EOY will be $235,800
Law, Order and Public Safety	1,423	11.12%			
Health	3,356	673.82%			
Education and Welfare	0				
Housing	173	0.86%			
Community Amenities	1,092	3.03%			
Recreation and Culture	365	148.25%			
Transport	(22,660)	(42.56%)	▼	Permanent	Reduction on MRD Direct Grant - expenditure on Tree Pruning also reduced.
Economic Services	54,839	14.91%	▲	Permanent	$13,910 Feral Pig Funding Transferred from Trust $7,150 Insurance Reimbursement for Storm Damage Office $35,000 Diesel Fuel Sales exceeding budget expection
Other Property and Services	8,731	52.25%	▲	Timing	Fuel Rebate is more than expected.
Operating Expense					
Governance	(1,934)	(1.88%)			
General Purpose Funding	(2,546)	(5.51%)			
Law, Order and Public Safety	(4,147)	(5.65%)			
Health	(3,623)	(23.67%)			
Education and Welfare	1,094	58.42%	▲	Timing	Expenses relating to "other education" is less than expected
Housing	7,634	31.79%	▲	Timing	Depreciation expense on housing is less than budgeted for.
Community Amenities	4,059	4.02%			
Recreation and Culture	4,938	5.50%			
Transport	147,713	13.09%	▲	Timing	Under budget on Rural Maintenance Works due to reduction in FAG's Road Funding grant. Further investigation on total road program required for Budget Review.
Economic Services	(42,400)	(10.23%)	▼	Permanent	$14,000 Additional Feral Pig expenditure, see corresponding gain in revenue.
			▲	Timing	$25,000 additional expenditure on Diesel Stock, see corresponding gain in revenue.
Other Property and Services	(37,819)	57.76%	▼	Timing	$30,085 unexpected expenditure on CAT Loader
Capital Revenues					
Grants, Subsidies and Contributions	0	0.00%			
Proceeds from Disposal of Assets	0				
Capital Expenses					
Land and Buildings					
Infrastructure - Roads	17,577	4.84%	▲	Permanent	Underbudget on Tree Pruning project due to reduced direct grant
Infrastructure - Parks & Ovals					
Plant and Equipment	0				
Furniture and Equipment	32	3.18%			

SHIRE OF WANDERING
NOTES TO THE STATEMENT OF FINANCIAL ACTIVITY
For the Period Ended 31 December 2017

Note 3: NET CURRENT FUNDING POSITION

		Positive=Surplus (Negative=Deficit)		
	Note	YTD 31 Dec 2017	Last Period YTD 31 Nov 2017	YTD 31 Dec 2016
		$	$	$
Current Assets				
Cash Unrestricted	4	253,621	361,662	396,736
Cash Restricted	4	284,548	284,382	348,698
Receivables - Rates	6	118,794	143,252	87,213
Receivables -Other	6	38,925	246,812	113,632
Inventories		112,941	79,782	0
		808,829	1,115,890	946,279
Less: Current Liabilities				
Payables		(137,258)	(155,684)	(196,226)
Provisions		(99,306)	(136,848)	73,061
		(236,564)	(292,532)	(123,167)
Less: Cash Reserves	7	(284,548)	(284,382)	(348,698)
Add: Leave Entitlements Cash Backed		38,973	38,957	0
Net Current Funding Position		**326,690**	**577,933**	**474,414**

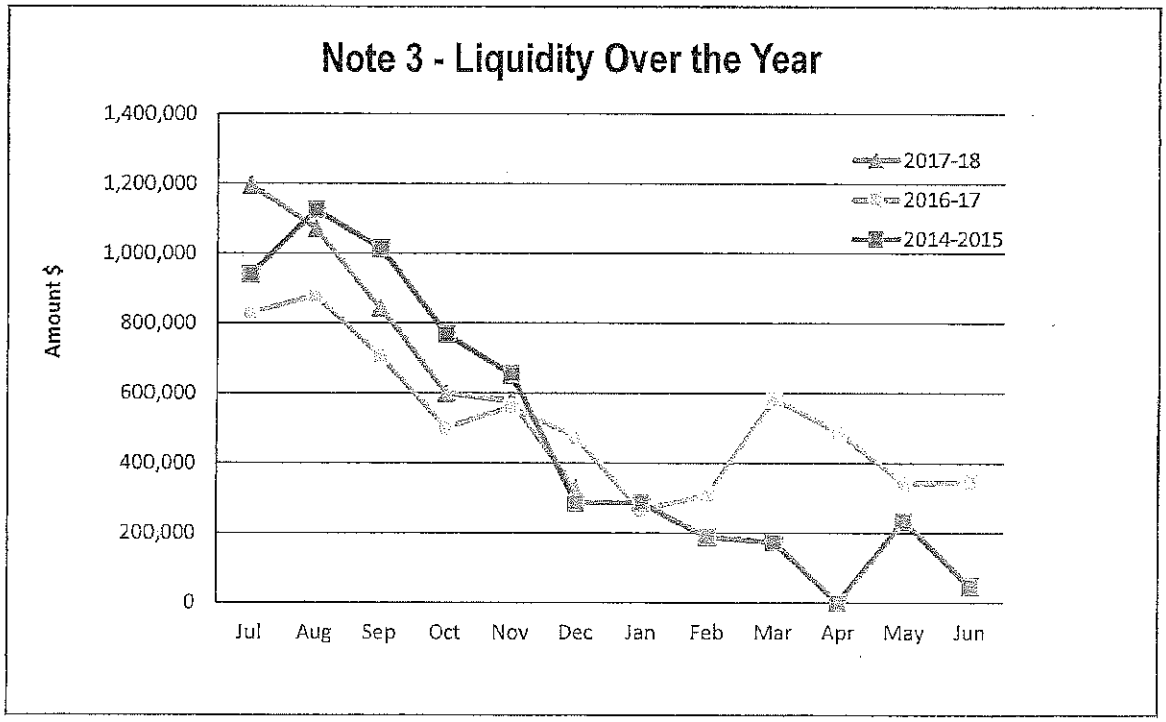

SHIRE OF WANDERING
NOTES TO THE STATEMENT OF FINANCIAL ACTIVITY
For the Period Ended 31 December 2017

Note 4: CASH AND INVESTMENTS

	Interest Rate	Unrestricted $	Restricted $	Trust $	Total Amount $	Institution	Maturity Date
(a) Cash Deposits							
Municipal Bank Account	0.00%	118,078			118,078	WBC	At Call
Cash Investment Account	0.50%	134,443	284,548		418,991	WBC	At Call
Trust Bank Account	0.00%			24,260	24,260	WBC	At Call
Cash on Hand	0.00%	1,100			1,100		On Hand
(b) Term Deposits							
Municipal							
Reserves							
(c) Treasury							
Total		253,621	284,548	24,260	562,429		

Note 5: Cash Backed Reserve

2017-18 Name	Opening Balance	Budget Interest Earned	Actual Interest Earned	Budget Transfers In (+)	Actual Transfers In (+)	Budget Transfers Out (-)	Actual Transfers Out (-)	Budget Closing Balance	Actual YTD Closing Balance
	$	$	$	$	$	$	$	$	$
Office Equipment Reserve	34,642	400	97	344	0	0	0	35,386	34,739
Leave Reserve	38,864	500	109	385	0	0	0	39,749	38,973
Land & Buildings Reserve	5,440	50	15	54	0	0	0	5,544	5,455
Plant replacement Reserve	204,757	1,366	572	1,500	0	0	0	207,623	205,329
	283,703	2,316	792	2,283	0	0	0	288,302	284,494

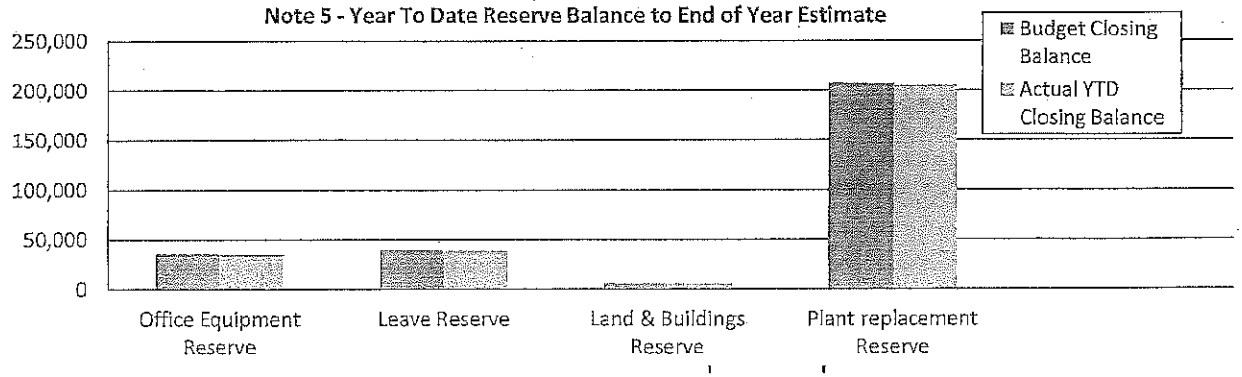

SHIRE OF WANDERING

NOTES TO THE STATEMENT OF FINANCIAL ACTIVITY

For the Period Ended 31 December 2017

Note 6: RECEIVABLES

Receivables - Rates Receivable	YTD 31 Dec 2017	30 June 2016
	$	$
Opening Arrears Previous Years	33,729	20,627
Rates -levied this year	975,620	
Rubbish - levied this year	29,222	
ESL - levied this year	30,000	
TOTAL - RATES/RUBBISH/ESL	1,034,842	928,909
Discounts Given	(41,545)	(35,676)
Less Collections to date	(908,232)	(880,131)
Equals Current Outstanding	**118,794**	**33,729**
Net Rates Collectable	**118,794**	**33,729**
% Collected	88.43%	96.31%

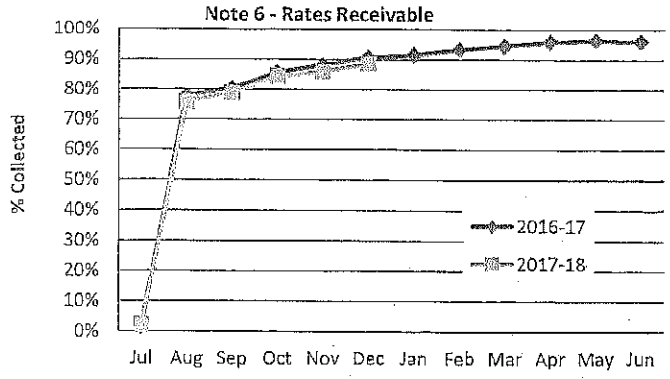

Comments/Notes - Receivables Rates

Receivables - General	Current	> 30 Days	> 60 Days	> 90 Days
	$	$	$	$
Receivables - General	2,953	28,776	0	7,196

Total Receivables General Outstanding 38,925

Amounts shown above include GST (where applicable)

Note 6 - Accounts Receivable (non-rates)

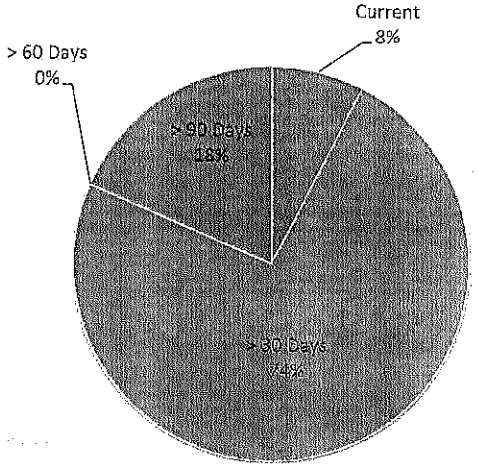

Comments/Notes - Receivables General

SHIRE OF WANDERING
NOTES TO THE STATEMENT OF FINANCIAL ACTIVITY
For the Period Ended 31 December 2017

Note 7: CAPITAL DISPOSALS

Actual YTD Profit/(Loss) of Asset Disposal				Disposals	Current Budget YTD 31 12 2017		
Cost	Accum Depr	Proceeds	Profit (Loss)		Annual Budget Profit/(Loss)	Actual Profit/(Loss)	Variance
$	$	$	$		$	$	$
0	0	0	0		0	0	0

Note 8: CAPITAL ACQUISITIONS

% of Completion	Level of Completion Indicator	Infrastructure Assets	YTD 31 12 2017 Annual Budget	YTD Budget	YTD Actual	Variance (Under)/Over
		Land & Buildings				
0%	○		0	0	0	0
		Land & Buildings Total	0	0	0	0
		Plant & Machinery				
0%	○	Weighing System	(7,000)	0	0	0
		Plant & Machinery Total	(7,000)	0	0	0
		Roads				
		Regional Road Group Construction				0
0%	○	North Bannister Wandering Rd - Reconstruct, widen, 2 coat sea - Stage 1	(322,529)	0	(5,258)	(5,258)
100%	◉	North Bannister Wandering Rd - Reconstruct, widen, 2 coat seal - Stage 2	(271,202)	(271,202)	(266,676)	4,527
100%	◉	Wandering Pingelly Rd - Tree Pruning	(51,993)	(51,993)	(35,000)	16,993
		Roads to Recovery				
0%	○	Down St/Dunmall Dr - Reseal	(30,000)	0	0	0
75%	◔	Intersection Wandering/Bannister Rd & Ricks Rd - construct to 7m wide, 2 coat seal	(53,000)	(20,000)	(18,942)	1,058
100%	◉	Mulching	(20,000)	(20,000)	(19,743)	257
		Roads Total	(748,724)	(363,195)	(345,618)	17,577
		Bridges				
0%	○	Corraling Bridge	(100,000)	0	0	0
		Bridges Total	(100,000)	0	0	0
		Furniture & Equipment				
50%	◔	Office Equipment	(2,000)	(1,000)	(968)	32
		Furniture & Equipment Total	(2,000)	(1,000)	(968)	32
		Capital Expenditure Total	(857,724)	(364,195)	(346,586)	17,609

SHIRE OFWANDERING
NOTES TO THE STATEMENT OF FINANCIAL ACTIVITY
For the Period Ended 31 December 2017

Note 9: GRANTS AND CONTRIBUTIONS

Program/Details	Approval	2017-18 Budget	Variations Additions (Deletions)	Operating	Capital	Recoup Status Received	Recoup Status Not Received
	(Y/N)	$	$	$	$	$	$
GENERAL PURPOSE FUNDING							
Equalisation Grant	Y	263,372	(126,911)	136,461	0	65,211	71,250
Local Road Grant	Y	213,892	(108,897)	104,995	0	52,498	52,498
Grants Commissiont - Bridges	Y	0	19,000	0	19,000	19,000	0
LAW, ORDER, PUBLIC SAFETY							
ESL Maintenance Grant	Y	30,600	(7,650)	22,950	0	7,650	15,300
TRANSPORT							
Direct Grant	Y	51,993	(22,050)	29,943	0	29,943	0
Regional Road Group	Y	395,820	0	0	395,820	230,648	165,172
MRD Storm Damage Funding	Y	1,322,937	0	1,322,937	0	0	1,322,937
Roads to Recovery	Y	103,000	0	0	103,000	13,262	89,738
ECONOMIC SERVICES							
Community Resource Centre - Delivery Grant	Y	101,214	0	101,214	0	77,549	0
CRC - Centrelink	Y	4,882	0	4,882	0	4,882	0
CRC - Trainee Grant	Y	30,279	0	30,279	0	16,500	13,779
CRC - Other Grants	Y	3,000	0	3,000	0	0	0
Community Development Grant	Y	8,750	0	8,750	0	0	0
TOTALS		2,529,739	(246,508)	1,765,411	517,820	517,142	1,730,674

Operating	Operating	2,030,919	(265,508)	254,232
Non-Operating	Non-operating	498,820	0	243,910
		2,529,739	(265,508)	498,142

SHIRE OF WANDERING
NOTES TO THE STATEMENT OF FINANCIAL ACTIVITY
For the Period Ended 31 December 2017

Note 10: TRUST FUND

Funds held at balance date over which the Shire has no control and which are not included in this statement are as follows:

Description	Opening Balance 1 Jul 17	Amount Received	Amount Paid	Closing Balance 31 Dec 17
	$	$	$	$
Councillor Nomination Deposits	0	240	(240)	0
Cleaning Bonds	2,000	650	(500)	2,150
Town Planning Bonds	12,613	1,000	(3,000)	10,613
Fire Brigade Donations	3,340	0	0	3,340
Declared Species Group	31,717	350	(23,910)	8,157
	49,670	2,240	(27,650)	24,260

SHIRE OF WANDERING
APPENDIX A - DETAILED OPERATING SCHEDULE
For the Period Ended 31 December 2017

COA	Description	17/18 Budget	YTD Budget	YTD Actual	Variance ($)
GOVERNANCE					
Members of Council					
E04101	Members Conference Expenses	(12,000)	(6,000)	(4,760)	1,240
E04102	Council Election Expenses	(5,000)	(2,496)	(1,061)	1,435
E04103	President's Allowance	(4,000)	(1,998)	(2,000)	(2)
E04104	Members Refreshments	(6,000)	(3,000)	(5,699)	(2,699)
E04105	Members - Insurance	(5,372)	(5,372)	(5,400)	(28)
E04106	Members - Subscriptions, Donations	(15,725)	(15,725)	(15,048)	677
E04109	Members Sitting Fees	(500)	(246)	(431)	(185)
E04112	Maintenance - Council Chambers	(1,443)	(714)	(493)	221
E04113	Members Other Expenditure	(14,000)	(6,996)	(2,490)	4,506
E04198	Depreciation	0	0	0	0
E04199	Administration Allocated	(120,817)	(60,408)	(67,507)	(7,099)
Sub-total: Members of Council		(184,857)	(102,955)	(104,889)	(1,934)
NET RETURN : GOVERNANCE		(184,857)	(102,955)	(104,889)	(1,934)
GENERAL PURPOSE FUNDING					
Rates					
R03103	General Rates Levied	975,619	975,619	979,684	4,065
R03104	Ex-Gratia Rates Received	2,692	2,692	2,692	0
R03105	Penalty Interest Raised on Rates	3,000	1,500	3,604	2,104
R03108	Instalment Interest Received	2,184	1,092	1,625	533
R03109	Rates Administration Fee Received	2,400	1,200	2,373	1,173
R03120	Less Discount on Rates	(41,545)	(41,545)	(37,426)	4,119
Total Revenue		944,350	940,558	952,552	11,994
E03100	Minor Rate Expenses	0	0	(346)	(346)
E03101	Valuation Expenses and Title Searches	(6,000)	(3,000)	(389)	2,611
E03199	Administration Allocated	(48,636)	(28,318)	(28,347)	(29)
Total Expenditure		(54,636)	(31,318)	(29,082)	2,236
Sub-total: Rates		889,714	909,240	923,470	14,230
General Purpose Grants					
R03201	Grants Commission - General	263,372	131,686	65,211	(66,475)
R03202	Grants Commission - Roads	213,892	106,946	52,498	(54,449)
R03203	Grants Commission - Bridges	0	0	19,000	19,000
R03250	Interest Received - Municipal	410	204	190	(14)
R03251	Interest Received - Reserve Funds	3,500	1,746	792	(954)
R03252	Interest Received - Short Term Investments	3,500	1,746	375	(1,371)
Total Revenue		484,674	242,328	138,067	(104,261)
E03290	Other General Purpose Funding Expenses	(10,000)	(10,000)	(13,880)	(3,880)
E03299	Administration Allocated	(20,626)	(10,308)	(11,510)	(1,202)
Total Expenditure		(30,626)	(20,308)	(25,389)	(5,081)
Sub-total: General Financing		454,048	222,020	112,677	(109,343)
NET RETURN : GENERAL PURPOSE FUNDING		1,343,762	1,131,260	1,036,147	(95,113)

SHIRE OF WANDERING
APPENDIX A - DETAILED OPERATING SCHEDULE
For the Period Ended 31 December 2017

COA	Description	17/18 Budget	YTD Budget	YTD Actual	Variance ($)
LAW, ORDER & PUBLIC SAFETY					
Fire Prevention					
R05100	DFES Grants	30,600	7,598	7,650	52
R05101	ESL Administration Fee	4,000	4,000	4,000	0
R05102	Fines and Penalties - Fire Prevention	720	0	769	769
Total Revenue		35,320	11,598	12,419	821
E05100	Purchase of Plant & Equipment <$1,200 per item	(4,000)	(333)	0	333
E05101	Maintenance of Plant and Equipment	(750)	(372)	0	372
E05102	Maintenance of Vehicles/Trailers/Boats	(6,881)	(4,434)	(4,666)	(232)
E05103	Maintenance of Land and Buildings	(4,316)	(2,154)	(733)	1,421
E05104	Clothing and Accessories	(3,000)	(250)	0	250
E05105	Utilities, Rates and Taxes	(1,500)	(750)	(672)	78
E05106	Other Goods and Services	(2,000)	(996)	(486)	511
E05107	Insurances	(7,569)	(7,569)	(7,471)	98
E05190	Other Fire Control Expenses	(7,719)	(5,858)	(5,471)	387
E05198	Depreciation	(49,778)	(24,888)	(24,475)	413
E05199	Administration Allocated	(25,520)	(12,756)	(21,468)	(8,712)
Total Expenditure		(115,033)	(60,360)	(65,440)	(5,080)
Sub-total: Fire Prevention		(79,713)	(48,762)	(53,021)	(4,259)
Animal Control					
R05201	Fines and Penalties - Animal Control	300	150	5	(145)
R05202	Dog Registration Fees	1,800	1,000	1,676	676
R05203	Cat Registration Fees	100	48	120	72
Total Revenue		2,200	1,198	1,801	603
E05200	Ranger Services	(12,000)	(5,400)	(4,335)	1,065
E05290	Other Animal Control Expenses	(1,483)	(738)	(235)	503
E05299	Administration Allocated	(6,946)	(3,468)	(3,969)	(501)
Total Expenditure		(20,429)	(9,606)	(8,538)	1,068
Sub-total: Animal Control		(18,229)	(8,408)	(6,738)	1,670
Other Law & Order					
		0	0	0	0
Total Revenue		0	0	0	0
E05300	CCTV Camera Maintenance	(1,200)	(1,200)	(1,200)	0
E05398	Depreciation of CCTV Camera	(2,574)	(1,284)	(1,296)	(12)
E05399	Administration Allocated	(1,996)	(996)	(1,119)	(123)
Total Expenditure		(5,770)	(3,480)	(3,615)	(135)
Sub-total: Other Law & Order		(5,770)	(3,480)	(3,615)	(135)
NET RETURN: LAW, ORDER & PUBLIC SAFETY		(103,712)	(60,650)	(63,374)	(2,724)

SHIRE OF WANDERING
APPENDIX A - DETAILED OPERATING SCHEDULE
For the Period Ended 31 December 2017

COA	Description	17/18 Budget	YTD Budget	YTD Actual	Variance ($)
HEALTH					
Administration and Inspection					
E07400	Consultant Health Surveyor	(16,500)	(8,250)	(10,273)	(2,023)
E07401	Analytical Expenses	(400)	(198)	0	198
E07490	Other Preventative Services Expenses	(282)	(138)	(296)	(158)
E07499	Administration Allocated	(9,373)	(4,686)	(5,340)	(654)
Sub-total: Administration and Inspection		(26,555)	(13,272)	(15,909)	(2,637)
Preventative Services - Pest Control					
E07599	Administration Allocated	(751)	(372)	(1,528)	(1,156)
Sub-total: Preventative Services - Pest Control		(751)	(372)	(1,528)	(1,156)
Preventative Services - Other					
E07699	Administration Allocated	(1,374)	(684)	(794)	(110)
Sub-total: Preventative Services - Other		(1,374)	(684)	(794)	(110)
Other Health					
R07701	Income Relating to Other Health	1,000	498	3,854	3,356
Total Revenue		1,000	498	3,854	3,356
E07790	Expenses Relating to Other Health	(1,500)	(750)	(447)	303
E07799	Administration Allocated	(462)	(228)	(253)	(25)
Total Expenditure		(1,962)	(978)	(699)	279
Sub-total: Other Health		(962)	(480)	3,154	3,634
NET RETURN: HEALTH		(29,642)	(14,808)	(15,076)	(268)
EDUCATION & WELFARE					
Education					
E08290	Other Expenses Relating to Other Education	(2,916)	(1,452)	(309)	1,143
E08299	Administration Allocated	(116)	(54)	(72)	(18)
Sub-total: Education		(3,032)	(1,506)	(381)	1,125
Welfare					
E08699	Administration Allocated	(738)	(366)	(397)	(31)
Sub-total: Welfare		(738)	(366)	(397)	(31)
NET RETURN: EDUCATION & WELFARE		(3,770)	(1,872)	(778)	1,094

SHIRE OF WANDERING
APPENDIX A - DETAILED OPERATING SCHEDULE
For the Period Ended 31 December 2017

COA	Description	17/18 Budget	YTD Budget	YTD Actual	Variance ($)
HOUSING					
Staff Housing					
Total Revenue		0	0	0	0
E09101	Maintenance - 13 Dunmall Drive	(13,259)	(11,618)	(11,355)	263
E09102	Maintenance - 19 Humes Way	(5,151)	(2,568)	(3,014)	(446)
E09103	Maintenance - 14 Down Street	(26,384)	(5,182)	(2,998)	2,184
E09104	Maintenance - 1 Dowsett Street	(13,306)	(3,642)	(1,996)	1,646
E09196	Housing Cost Reallocated to Works and Services	62,630	34,314	32,865	(1,449)
E09198	Depreciation	(32,118)	(16,056)	(11,712)	4,344
E09199	Administration Allocated	(7,921)	(3,960)	(4,510)	(550)
Total Expenditure		(35,509)	(8,712)	(2,720)	5,992
Sub-total: Staff Housing		(35,509)	(8,712)	(2,720)	5,992
Other Housing					
R09126	Rental Income - 7 Gnowing St	9,100	4,548	4,550	2
R09127	Rental Income - 5 Dunmall Drive	31,200	15,600	15,771	171
Total Revenue		40,300	20,148	20,321	173
E09105	Maintenance - 1 Michibin Street	(4,045)	(2,004)	(1,790)	214
E09106	Maintenance - 7 Gnowing Street	(2,630)	(1,308)	(1,009)	299
E09201	Maintenance - 5 Dunmall Drive	(2,913)	(1,452)	(2,152)	(700)
E09202	Interest Charges	(8,521)	(4,260)	(3,460)	800
E09298	Depreciation	(12,564)	(6,282)	(5,253)	1,029
Total Expenditure		(30,673)	(15,306)	(13,664)	1,642
Sub-total: Other Housing		9,627	4,842	6,658	1,816
NET RETURN: HOUSING		(25,882)	(3,870)	3,938	7,808
COMMUNITY AMENITIES					
Sanitation - Household Refuse					
R10101	Domestic Refuse Collection Fees	24,000	24,000	27,660	3,660
R10102	Domestic Refuse Collection Fees - Season Pass	3,100	3,048	3,399	351
R10190	Household waste Fees & Charges	500	246	68	(178)
Total Revenue		27,600	27,294	31,127	3,833
E10101	Domestic Refuse Collection	(19,000)	(8,198)	(6,820)	1,378
E10102	Recycling Service - Domestic	(7,700)	(3,846)	(3,199)	647
E10103	Refuse Site Maintenance Costs	0	0	(1,420)	(1,420)
E10104	Bulk Recycling	(6,000)	(3,000)	(2,133)	867
E10190	Transfer Station Bin Collections	(30,000)	(15,000)	(13,884)	1,116
E10199	Administration Allocated	(14,067)	(7,032)	(8,010)	(978)
Total Expenditure		(76,767)	(37,076)	(35,466)	1,610
Sub-total: Sanitation		(49,167)	(9,782)	(4,339)	5,443

SHIRE OF WANDERING
APPENDIX A - DETAILED OPERATING SCHEDULE
For the Period Ended 31 December 2017

COA	Description	17/18 Budget	YTD Budget	YTD Actual	Variance ($)
Sanitation - Other					
R10201	Commercial Refuse Collection Fees	4,000	4,000	2,118	(1,883)
R10204	Drum Muster Income	2,050	1,020	0	(1,020)
R10290	Commercial waste Fees & Charges	3,000	1,500	2,441	941
R10291	Recycling Waste Fees & Charges	0	0	41	41
R10293	White goods waste Fees & Charges	0	0	35	35
R10294	Car bodies & Tyres Waster Fees & Charges	0	0	329	329
Total Revenue		9,050	6,520	4,963	(1,557)
E10201	Commercial Refuse Collection	(200)	(96)	(1,723)	(1,627)
E10202	Bulk Recycling at Transfer Station	(200)	(96)	0	96
E10203	Street Bin Collection Expenses	(9,000)	(4,500)	(1,080)	3,420
E10204	DrumMuster	(2,000)	(995)	(1,095)	(99)
E10298	Depreciation	(3,276)	(1,638)	(3,614)	(1,976)
E10299	Administration Allocated	(12,819)	(6,408)	(7,180)	(772)
Total Expenditure		(27,495)	(13,734)	(14,692)	(958)
Sub-total: Sanitation - Other		(18,445)	(7,214)	(9,729)	(2,515)
Sewerage					
R10390	Income Relating to Sewerage	1,000	498	0	(498)
Total Revenue		1,000	498	0	(498)
E10390	Expenses Relating to Sewerage	(500)	(246)	0	246
E10399	Administration Allocated	(1,578)	(786)	(902)	(116)
Total Expenditure		(2,078)	(1,032)	(902)	130
Sub-total: Sewerage		(1,078)	(534)	(902)	(368)
Urban Stormwater Drainage					
E10490	Expenses Relating to Urban Stormwater Drainage	(500)	(246)	(254)	(8)
E10499	Administration Allocated	(650)	(324)	(397)	(73)
Sub-total: Urban Stormwater Drainage		(1,150)	(570)	(651)	(81)
Protection of the Environment					
E10501	Removal of Abandoned Vehicles	(500)	(246)	0	246
E10599	Administration Allocated	(4,302)	(2,148)	(2,417)	(269)
Sub-total: Protection of the Environment		(4,802)	(2,394)	(2,417)	(23)
Town Planning and Regional Development					
R10601	Town Planning Fees & Charges	2,000	996	1,060	64
Total Revenue		2,000	996	1,060	64
E10601	Planning Consultant Fees	(5,000)	(496)	0	496
E10602	Town Planning Advertising	0	0	(387)	(387)
E10699	Administration Allocated	(41,938)	(20,964)	(23,488)	(2,524)
Total Expenditure		(46,938)	(21,460)	(23,876)	(2,416)
Sub-total: Town Planning and Regional Development		(44,938)	(20,464)	(22,816)	(2,352)

SHIRE OF WANDERING
APPENDIX A - DETAILED OPERATING SCHEDULE
For the Period Ended 31 December 2017

COA	Description	17/18 Budget	YTD Budget	YTD Actual	Variance ($)
Other Community Amenities					
R10705	Cemetery Fees & Charges	1,500	750	0	(750)
Total Revenue		1,500	750	0	(750)
E10701	Public Conveniences - Watts Street	(23,590)	(11,790)	(6,719)	5,071
E10702	Public Conveniences - Pumphreys Bridge	(8,118)	(4,044)	(4,996)	(952)
E10705	Cemetery Maintenance	(500)	(246)	(682)	(436)
E10790	Expenses Relating to Other Community Amenities	(500)	(246)	0	246
E10798	Depreciation	(9,491)	(4,740)	(2,407)	2,334
E10799	Administration Allocated	(7,153)	(3,576)	(4,041)	(465)
Total Expenditure		(49,352)	(24,642)	(18,845)	5,797
Sub-total: Other Community Amenities		(47,852)	(23,892)	(18,845)	5,047
NET RETURN: COMMUNITY AMENITIES		(167,432)	(64,850)	(59,699)	5,151
RECREATION & CULTURE					
Public Halls and Civic Centre					
R11101	Community Centre Fees & Charges	1,000	0	32	32
Total Revenue		1,000	0	32	32
E11101	Wandering Community Centre	(29,233)	(11,110)	(9,362)	1,748
E11198	Depreciation	(12,854)	(6,426)	(5,957)	469
E11199	Administration Allocated	(13,712)	(6,852)	(7,721)	(869)
Total Expenditure		(55,799)	(24,388)	(23,040)	1,348
Sub-total: Public Halls and Civic Centre		(54,799)	(24,388)	(23,008)	1,380
Other Recreation and Sport					
R11390	Other Recreation Fees & Charges	500	246	545	299
Total Revenue		500	246	545	299
E11300	Public Parks, Gardens & Reserves	(26,346)	(19,164)	(19,139)	25
E11301	Community Centre Oval	(16,865)	(6,424)	(5,707)	717
E11302	Cheetaning Street Oval	(2,860)	(1,422)	(890)	532
E11303	Wandering Tennis Courts	(1,988)	(990)	(1,291)	(301)
E11305	Bowling Green	(1,682)	(834)	(1,008)	(174)
E11306	Playgrounds	(6,799)	(3,390)	(2,324)	1,066
E11307	Skate Park Maintenance	(3,089)	(1,542)	(980)	562
E11398	Depreciation	(40,527)	(20,262)	(19,145)	1,117
E11399	Administration Allocated	(8,903)	(4,446)	(5,051)	(605)
Total Expenditure		(109,059)	(58,474)	(55,537)	2,938
Sub-total: Other Recreaton and Sport		(108,559)	(58,228)	(54,991)	3,237
Television and Broadcasting					
E11498	Depreciation	(701)	(346)	(353)	(5)
Sub-total: Television and Broadcasting		(701)	(346)	(353)	(5)

SHIRE OF WANDERING
APPENDIX A - DETAILED OPERATING SCHEDULE
For the Period Ended 31 December 2017

COA	Description	17/18 Budget	YTD Budget	YTD Actual	Variance ($)
Libraries					
E11500	Council Contribution to Library Operations	(9,500)	(791)	0	791
E11590	Other Library Expenses	0	0	(80)	(80)
Sub-total: Libraries		(9,500)	(791)	(80)	711
Other Culture					
R11690	Other Cultural Fees & Charges	0	0	33	33
Total Revenue		0	0	33	33
E11601	Community Events	(9,219)	(768)	0	768
E11698	Depreciation	(2,397)	(1,194)	(1,478)	(284)
E11699	Administration Allocated	(7,658)	(3,828)	(4,366)	(538)
Total Expenditure		(19,274)	(5,790)	(5,844)	(54)
Sub-total: Other Culture		(19,274)	(5,790)	(5,810)	(20)
NET RETURN: RECREATION & CULTURE		(192,833)	(69,545)	(64,242)	5,303
TRANSPORT					
Roads & Streets					
R12200	Grant - Regional Road Group	395,820	230,648	230,648	(0)
R12201	Grant - Roads to Recovery	103,000	13,262	13,262	0
R12204	Grant - MRWA Direct	51,993	51,993	29,943	(22,050)
R12210	Grant - Storm & Flood Damage	1,322,937	0	0	0
R12290	Other Roads Income	2,500	1,248	639	(609)
Total Revenue		1,876,250	297,151	274,491	(22,660)
E12200	Rural Road Maintenance	(463,265)	(315,021)	(234,031)	80,990
E12201	Town Street Maintenance	0	0	(3,676)	(3,676)
E12202	Mulching/Clearing	0	0	(7,088)	(7,088)
E12203	Drainage Maintenance/Spraying	(8,000)	(1,996)	(934)	1,062
E12204	Footpath Maintenance	(500)	(246)	0	246
E12206	Depot Maintenance	0	0	(9,767)	(9,767)
E12207	Street Lighting	(9,600)	(4,800)	(3,327)	1,473
E12208	Road & Street Signs	(2,000)	(996)	(692)	304
E12209	Flood Damage 1	(1,475,937)	(547,958)	(144,669)	403,289
E12210	Flood Damage II	0	0	(318,149)	(318,149)
E12211	Roman consultant	(5,000)	(2,496)	0	2,496
E12214	Flood Damage Admin	0	0	(7,313)	(7,313)
E12298	Depreciation	(430,000)	(214,998)	(211,020)	3,978
E12299	Administration Allocated	(80,197)	(40,098)	(40,230)	(132)
Total Expenditure		(2,474,499)	(1,128,609)	(980,896)	147,713
Sub-total: Roads & Streets		(598,249)	(831,458)	(706,404)	125,054
TOTAL: TRANSPORT		(598,249)	(831,458)	(706,404)	125,054

SHIRE OF WANDERING
APPENDIX A - DETAILED OPERATING SCHEDULE
For the Period Ended 31 December 2017

COA	Description	17/18 Budget	YTD Budget	YTD Actual	Variance ($)
ECONOMIC SERVICES					
Rural Services					
R13102	Feral Pigs Funding	10,000	10,000	23,910	13,910
Total Revenue		10,000	10,000	23,910	13,910
E13102	Feral Pigs	(10,000)	(9,998)	(23,910)	(13,912)
E13103	Vermin Control	(1,944)	(966)	0	966
E13199	Administration Allocated	(2,823)	(1,410)	(1,588)	(178)
Total Expenditure		(14,767)	(12,374)	(25,497)	788
Sub-total: Rural Services		(4,767)	(2,374)	(1,588)	786
Tourism & Area Promotion					
R13200	Caravan Park Fees & Charges	3,000	1,500	2,111	611
R13290	Other Tourism & Area Promotion Income	0	0	105	105
Total Revenue		3,000	1,500	2,216	716
E13200	Caravan Park	(16,179)	(9,088)	(9,273)	(185)
E13202	Area Promotion	(10,000)	(7,498)	(8,373)	(875)
E13203	Vintage Machinery Shed	(3,234)	(1,614)	(1,338)	276
E13298	Depreciation	(9,086)	(4,542)	(4,559)	(17)
E13299	Administration Allocated	(6,483)	(3,240)	(3,716)	(476)
Total Expenditure		(44,984)	(25,982)	(27,259)	(1,277)
Sub-total: Tourism & Area Promotion		(41,984)	(24,482)	(25,043)	(561)
Building Control					
R13301	Building License Fees & Charges	3,000	1,500	611	(889)
R13302	BSL Commissions	120	60	5	(55)
R13303	BCITF Commissions	120	60	0	(60)
R13390	Other Building Control Income	500	246	0	(246)
Total Revenue		3,740	1,866	616	(1,250)
E13300	Consultant Building Surveyor	(5,000)	(696)	(136)	560
E13390	Other Building Control Expenses	(282)	(138)	(296)	(158)
E13399	Administration Allocated	(26,906)	(13,452)	(15,262)	(1,810)
Total Expenditure		(32,188)	(14,286)	(15,694)	(1,408)
Sub-total: Building Control		(28,448)	(12,420)	(15,079)	(2,659)
Community Resource Centre					
R13400	CRC Donations	0	0	182	182
R13401	CRC Centrelink	4,882	4,882	4,882	(0)
R13402	CRC Fees & Charges	2,000	996	150	(846)
R13403	CRC Training Course Fees	3,500	1,746	627	(1,119)
R13404	CRC Reimbursements	0	0	564	564
R13410	CRC Project Grants Income	33,279	16,638	1,300	(15,338)
R13412	Wandering Echo	6,000	3,000	1,067	(1,933)
R13413	Library Contribution from Shire	9,500	791	0	(791)
R13414	Licensing Commissions	5,500	2,748	3,455	707
R13418	RDL Prof. Development & Training	0	0	3,029	3,029
R13420	RDL Traineeship	4,000	1,998	16,500	14,502
R13423	Community Development Grants Income	8,750	4,374	0	(4,374)
R13430	Fees(CRC)-Govt. Service Delivery	101,214	75,235	77,549	2,314
Total Revenue		176,625	112,408	109,305	(3,103)

SHIRE OF WANDERING
APPENDIX A - DETAILED OPERATING SCHEDULE
For the Period Ended 31 December 2017

COA	Description	17/18 Budget	YTD Budget	YTD Actual	Variance ($)
E13401	CRC Salaries	(82,170)	(41,082)	(45,530)	(4,448)
E13402	CRC Superannuation	(10,553)	(5,274)	(6,744)	(1,470)
E13403	CRC Other Staff Related Expenses	(2,000)	(996)	(1,201)	(205)
E13404	CRC Insurance	(3,381)	(1,686)	(2,910)	(1,224)
E13405	CRC Utilities	(4,500)	(2,250)	(2,577)	(327)
E13406	CRC Training Courses	(18,000)	(9,000)	(5,580)	3,420
E13407	CRC Printing & Stationery	(3,000)	(1,500)	(1,320)	180
E13408	CRC Postage & Freight	(1,000)	(498)	0	498
E13410	CRC Project Grants	(3,000)	(1,500)	(8,361)	(6,861)
E13411	CRC Building Maintenance	(16,500)	(12,250)	(4,395)	7,855
E13412	Wandering Echo	(1,500)	(750)	(691)	59
E13413	Library	(3,000)	(1,500)	(1,934)	(434)
E13414	Licensing	(1,600)	(798)	0	798
E13416	CRC Equipment Fixture & Fittings	(2,500)	(1,248)	(360)	888
E13417	CRC Marketing & Promotion	(7,000)	(1,498)	(512)	986
E13418	CRC Professional Develop. & Train.	(3,500)	(1,746)	(1,784)	(38)
E13419	CRC Info & Comm Tech & Develop	(1,500)	(750)	(328)	422
E13420	CRC Traineeship	0	0	976	976
E13430	Community Development Grants Expenses	(8,750)	(7,774)	(7,355)	419
E13498	Depreciation	(4,811)	(2,400)	(1,660)	740
E13499	Administration Allocated	(12,903)	(6,450)	(7,901)	(1,451)
Total Expenditure		(191,168)	(100,950)	(100,168)	782
Sub-total: Community Resource Centre		(12,543)	11,458	9,136	(2,322)
Other Economic Services					
R13490	Insurance Reimbursement	0	0	9,165	9,165
R13501	Post Office Commission	36,000	11,000	9,117	(1,883)
R13502	Post Office Fees & Charges	4,000	1,998	2,491	493
R13503	Telstra Exchange Lease Income	2,122	0	0	0
R13504	Fees - Sale of Newspapers	2,344	1,170	1,528	358
R13505	NBN Deed Access Income	455	222	0	(222)
R13590	Other Economic Services Income	500	246	0	(246)
Total Revenue		45,421	14,636	22,301	7,665
E13501	Postal Agency Expenses	(4,000)	(1,998)	(2,304)	(306)
E13504	Purchase of West Australian	(2,000)	(996)	(1,509)	(513)
E13599	Administration Allocated	(52,580)	(26,286)	(30,055)	(3,769)
Total Expenditure		(58,580)	(29,280)	(33,868)	(4,588)
Sub-total: Other Economic Services		(13,159)	(14,644)	(11,567)	3,077
Fuel Facility					
R13601	Fuel Sales - ULP	220,000	109,998	111,502	1,504
R13602	Fuel Sales - Diesel	235,000	117,498	152,896	35,398
Total Revenue		455,000	227,496	264,398	36,902

SHIRE OF WANDERING
APPENDIX A - DETAILED OPERATING SCHEDULE
For the Period Ended 31 December 2017

COA	Description	17/18 Budget	YTD Budget	YTD Actual	Variance ($)
E13601	Fuel Purchases - ULP	(200,000)	(99,996)	(97,058)	2,938
E13602	Fuel Purchases - Diesel	(210,000)	(105,000)	(130,846)	(25,846)
E13610	Fuel Facility Maintenance	(11,483)	(5,730)	(3,842)	1,888
E13690	Other Fuel Facility Expenses	(4,000)	(3,298)	(3,294)	4
E13698	Depreciation	(11,427)	(5,712)	(4,856)	856
E13699	Administration Allocated	(24,059)	(12,024)	(14,649)	(2,625)
Total Expenditure		(460,969)	(231,760)	(254,545)	(22,785)
Sub-total: Fuel Facility		(5,969)	(4,264)	9,853	14,117
TOTAL ECONOMIC SERVICES		(106,870)	(46,726)	(34,287)	12,439
OTHER PROPERTY & SERVICES					
Private Works					
R14100	Private Works Fees & Charges	8,000	5,496	5,747	251
Total Revenue		8,000	5,496	5,747	251
E14100	Private Works Expenses	(5,000)	(2,496)	(2,505)	(9)
E14199	Administration Allocated	(5,695)	(2,844)	(3,356)	(512)
Total Expenditure		(10,695)	(5,340)	(5,861)	(521)
Sub-total: Private Works		(2,695)	156	(113)	(269)
Public Works Overheads					
R14210	Workers Compensation Reimbursements	0	0	0	0
Total Revenue		0	0	0	0
E14200	Works - Administration Expenses	(40,000)	(19,998)	(9,527)	10,471
E14201	Works - Superannuation	(64,871)	(32,430)	(32,266)	164
E14202	Works - Annual, LSL, Public Holiday & Sick Leave	(54,906)	(37,450)	(43,801)	(6,351)
E14203	Works - Health, Safety & Training	(18,000)	(9,000)	(19,338)	(10,338)
E14204	Works - Protective Clothing	(6,500)	(3,246)	(238)	3,008
E14205	Tools & Consumables	(10,000)	(4,998)	(5,252)	(254)
E14290	Other Works Related Expenses	(23,417)	(24,706)	(33,726)	(9,020)
E14294	Less PWOH allocated to Works & Services	299,163	219,580	232,985	13,405
E14295	Housing Allocated	(50,970)	(25,482)	(6,783)	18,699
E14299	Administration Allocated	(39,949)	(19,974)	(24,246)	(4,272)
Total Expenditure		(9,450)	42,296	57,809	15,513
Sub-total: Public Works Overheads		(9,450)	42,296	57,809	15,513
Plant Operation					
R14301	Diesel Fuel Rebate	17,000	8,496	14,271	5,775
R14302	Motor Vehicle Policy discount	2,000	996	0	(996)
R14303	Insurance reimbursement	0	0	2,242	2,242
Total Revenue		19,000	9,492	16,513	7,021

SHIRE OF WANDERING
APPENDIX A - DETAILED OPERATING SCHEDULE
For the Period Ended 31 December 2017

COA	Description	17/18 Budget	YTD Budget	YTD Actual	Variance ($)
E14301	Plant - Insurance	(18,741)	(9,366)	(22,927)	(13,561)
E14302	Plant - Fuel & Oils	(72,000)	(36,000)	(48,756)	(12,756)
E14303	Plant - Tyres and Tubes	(7,000)	(3,498)	(3,040)	458
E14304	Plant - Parts & Repairs	(70,000)	(34,998)	(71,356)	(36,358)
E14305	Plant - Internal Repair Wages	(9,853)	(4,926)	(8,395)	(3,469)
E14306	Plant - Licences	(15,268)	(7,632)	(3,048)	4,584
E14307	Plant - Depreciation	(57,261)	(28,628)	(26,922)	1,704
E14308	Less Plant Operation Costs allocated to Works & Service	243,169	161,584	181,890	20,306
E14309	Plant - Depot Maintenance	(13,762)	(6,870)	(255)	6,615
E14398	Depreciation - Plant	(2,431)	(1,212)	(1,394)	(182)
E14399	Administration Allocated	(15,580)	(7,788)	(9,417)	(1,629)
Total Expenditure		(38,727)	20,668	(13,617)	(34,285)
Sub-total: Plant Operation		(19,727)	30,160	2,896	(27,264)
Administration					
R14500	Administration Fees & Charges	950	474	60	(414)
R14590	Other Administration Income	2,500	1,248	3,071	1,823
R14791	Income Relating to Unclassified - GST Free	0	0	50	50
Total Revenue		3,450	1,722	3,181	1,459
E14500	Admin - Salaries	(367,583)	(183,786)	(152,297)	31,489
E14501	Admin - Superannuation	(51,363)	(25,680)	(23,351)	2,329
E14502	Admin - Fringe Benefits Tax	(9,000)	(4,500)	(6,504)	(2,004)
E14503	Admin - Training Expenses	(5,000)	(2,496)	(1,594)	902
E14504	Admin - Staff Uniforms	(3,500)	(1,746)	(182)	1,564
E14505	Admin - Conference Expenses	(15,000)	(7,500)	(9,921)	(2,421)
E14506	Admin - Building Maintenance	(13,000)	(6,492)	(21,446)	(14,954)
E14507	Admin - Utilities	(17,200)	(8,598)	(9,148)	(550)
E14508	Admin - Insurance Premiums	(26,743)	(20,368)	(20,359)	9
E14509	Admin - Vehicle Running Expenses	(11,000)	(5,496)	(2,673)	2,823
E14510	Office Equipment Maintenance	(1,000)	(498)	0	498
E14511	IT Licensing & Support	(35,000)	(29,496)	(23,146)	6,350
E14512	Audit Fees	(22,000)	(10,998)	(6,553)	4,445
E14513	Bank Charges	(3,000)	(1,500)	(815)	685
E14514	Legal Expenses	(7,000)	(3,498)	(2,084)	1,414
E14515	Consultancy Fees	(5,000)	(2,496)	(47,080)	(44,584)
E14516	Advertising	(1,500)	(750)	(599)	151
E14517	Printing, Stationery & Postage	(9,500)	(4,746)	(5,623)	(877)
E14519	Overdraft Facility Charges	(1,200)	(600)	0	600
E14520	Overdraft Facility Interest	0	0	(214)	(214)
E14521	Resource Sharing	0	0	(6,593)	(6,593)
E14590	Other Administration Expenses	(9,000)	(4,500)	(4,590)	(90)
E14591	Housing Allocated	(11,660)	(5,826)	(954)	4,872
E14594	Less Admin Costs allocated to Programs	625,231	352,612	346,759	(5,853)
E14598	Depreciation	(26,392)	(13,194)	(11,709)	1,485
Total Expenditure		(26,410)	7,848	(10,678)	(18,526)
Sub-total: Administration		(22,960)	9,570	(7,497)	(17,067)

SHIRE OF WANDERING
APPENDIX A - DETAILED OPERATING SCHEDULE
For the Period Ended 31 December 2017

COA	Description	17/18 Budget	YTD Budget	YTD Actual	Variance ($)
Gross Salaries and Wages					
E14600	Gross Salaries & Wages	0	0	(525,559)	(525,559)
E14601	Less Sal & Wages Aloc to Works	0	0	525,559	525,559
Total Expenditure		0	0	0	0
Sub-total: Salaries & Wages		0	0	0	0
Town Planning Schemes					
		0	0	0	0
Total Revenue		0	0	0	0
		0	0	0	0
Total Expenditure		0	0	0	0
					0
Sub-total: Town Planning Schemes		0	0	0	0
					0
TOTAL OTHER PROPERTY & SERVICES		(54,832)	82,182	53,095	(29,087)
					0
					0
NET RETURN		(124,317)	(3,292)	24,430	27,722

ATTACHMENT 10.4.1.2

Municipal Bank Reconciliation 31/12/2017

Balance as per Bank Statement	$125,715.43
Add Outstanding Deposits	$6,969.54
Less unpresented Cheques	-$14,607.28
Total as per Bank Statement	**$118,077.69**
Balance as per GL	$118,077.69
Total As per General Leadger	**$118,077.69**
Differences	$0.00

Finance Officer

Finance Manager

Outstanding Deposits 31/12/2017		
Banking from 19/12/2017 to 31/12/2017		2603.81
Overstated Banking from 24/11/2017 to 06/12/2017		-0.30
Fuel for 28/12/2017		$1,353.10
Fuel for 29/12/2017		$775.43
Fuel for 30/12/2017		$994.38
Fuel for 31/12/2017		$1,243.12
Total		$6,969.54

Unpresented Cheques 31/12/2017		
Rates refund Cheque no 13760		832.15
Electricity bill payment		47.65
Super Payment PPE 13/12/2017		6315.85
Super Payment PPE 27/12/2017		5751.78
Licensing Collections 31/07/2017		0.10
Unknown Deposit - DOTag		1000.00
Unknown Deposit - Rates - not enough info - wd rates		400.00
Water Corporation Standpipe		259.75
Total		**14607.28**

Electronic Statement

Statement Period
30 November 2017 - 29 December 2017

Westpac Community Solutions One

Account Name
SHIRE OF WANDERING MUNICIPAL ACCOUNT

Customer ID
1930 8463 SHIRE OF WANDERING

BSB
036-170

Account Number
000 091

Opening Balance	+ $272,131.15
Total Credits	+ $340,943.52
Total Debits	- $487,359.24
Closing Balance	+ $125,715.43

TRANSACTIONS

Please check all entries on this statement and promptly inform Westpac of any possible error or unauthorised transaction

DATE	TRANSACTION DESCRIPTION	DEBIT	CREDIT	BALANCE
30/11/17	**STATEMENT OPENING BALANCE**			**272,131.15**
01/12/17	Deposit Online 2106927 Pymt Wandering Shire Shire of Wandering		60.00	272,191.15
01/12/17	Deposit Bendigo Bank R J Cumper #451		30.00	272,221.15
01/12/17	Deposit Pgh premium grain		628.00	272,849.15
01/12/17	Deposit Fdmsa Payment 42298585287407		1,595.40	274,444.55
01/12/17	Merchant Settlement 0910001 Shire Of Wandering 0001 Wandering		1,453.83	275,898.38
01/12/17	Withdrawal Westpac Merchant Fees 24215998Fee 001556	41.80		275,856.58
01/12/17	Withdrawal Westpac Merchant Fees 23253198Fee 001556	71.50		275,785.08
01/12/17	Payment By Authority To Shire Of Wanderi Merchant Fee	25.00		275,760.08
01/12/17	Payment By Authority To Fdmsa Fee 42298585287407	297.26		275,462.82
04/12/17	Deposit Online 2601442 Pymt Hotham Ridge Win A306 rates		1,189.85	276,652.67
04/12/17	Deposit quality sheds Inv 4558 Sow		210.00	276,862.67
04/12/17	Deposit Fdmsa Payment 42298585287407		928.30	277,790.97
04/12/17	Deposit Fdmsa Payment 42298585287407		1,755.40	279,546.37
04/12/17	Deposit Fdmsa Payment 42298585287407		1,898.81	281,445.18
04/12/17	Merchant Settlement 0940001 Shire Of Wandering 0001 Wandering		36.75	281,481.93

TRANSACTIONS

Please check all entries on this statement and promptly inform Westpac of any possible error or unauthorised transaction

DATE	TRANSACTION DESCRIPTION	DEBIT	CREDIT	BALANCE
04/12/17	Merchant Settlement 0940002 Shire Of Wandering 0002 Wandering		443.10	281,925.03
05/12/17	Deposit Ms Amanda Jayne A432		100.00	282,025.03
05/12/17	Deposit Fdmsa Payment 42298585287407		1,241.18	283,266.21
05/12/17	Deposit Main Roads Weste 2039485		29,943.00	313,209.21
05/12/17	Merchant Settlement 0950001 Shire Of Wandering 0001 Wandering		83.70	313,292.91
05/12/17	Merchant Settlement 0950002 Shire Of Wandering 0002 Wandering		158.45	313,451.36
06/12/17	Deposit Narrogin WA		1,342.30	314,793.66
06/12/17	Deposit Sale Leader Pty A470		1,680.70	316,474.36
06/12/17	Deposit Fdmsa Payment 42298585287407		1,915.15	318,389.51
06/12/17	Payment By Authority To Transport Wado20171204	1,155.85		317,233.66
06/12/17	Withdrawal/Cheque 013962	267.90		316,965.76
07/12/17	Deposit Online 2520578 Tfr Westpac Community Sotrust Interest		8.77	316,974.53
07/12/17	Deposit Janet Gowland inv 4568		85.00	317,059.53
07/12/17	Deposit Janet Gowland inv 4567		145.00	317,204.53
07/12/17	Deposit Janet Gowland inv 4566		175.00	317,379.53
07/12/17	Deposit Fdmsa Payment 42298585287407		1,233.25	318,612.78
07/12/17	Deposit Australia Post Lip171207190230		1,412.79	320,025.57
07/12/17	Deposit Lm & Vp Sewell Inv 4572. M&v Sewe		2,349.00	322,374.57
07/12/17	Deposit Cbh Ltd 4576		2,692.00	325,066.57
07/12/17	Deposit Main Roads Weste 2039531		174,160.50	499,227.07
07/12/17	Merchant Settlement 0970001 Shire Of Wandering 0001 Wandering		25.00	499,252.07
07/12/17	Withdrawal Online 1521416 Tfr Westpac Com Bonds Muni to Trus	600.00		498,652.07
07/12/17	Withdrawal Online Multi 1616741 Pymt Wbccrs.aba Creditors	53,734.72		444,917.35
07/12/17	Payment By Authority To Transport Wado20171205	133.45		444,783.90
07/12/17	Payment By Authority To Clicksuper p.vu/cc/04391668	46,208.19		398,575.71
08/12/17	Deposit Bendigo Bank R J Cumper #451		30.00	398,605.71
08/12/17	Deposit Fdmsa Payment 42298585287407		2,006.33	400,612.04
08/12/17	Deposit Lgis Lgis		2,015.29	402,627.33
08/12/17	Merchant Settlement 0910001 Shire Of Wandering 0001 Wandering		320.00	402,947.33
11/12/17	Deposit Fdmsa Payment 42298585287407		1,386.29	404,333.62

TRANSACTIONS

Please check all entries on this statement and promptly inform Westpac of any possible error or unauthorised transaction

DATE	TRANSACTION DESCRIPTION	DEBIT	CREDIT	BALANCE
11/12/17	Deposit Fdmsa Payment 42298585287407		1,866.57	406,200.19
11/12/17	Deposit Fdmsa Payment 42298585287407		2,654.47	408,854.66
11/12/17	Merchant Settlement 0940001 Shire Of Wandering 0001 Wandering		90.00	408,944.66
11/12/17	Merchant Settlement 0940002 Shire Of Wandering 0002 Wandering		430.40	409,375.06
11/12/17	Withdrawal/Cheque 013963	1,535.75		407,839.31
11/12/17	Withdrawal/Cheque 013964	1,198.27		406,641.04
12/12/17	Deposit Ivas,Roslyn Marr A423		50.00	406,691.04
12/12/17	Deposit Boddy A400		409.85	407,100.89
12/12/17	Deposit Fdmsa Payment 42298585287407		1,583.57	408,684.46
12/12/17	Merchant Settlement 0950001 Shire Of Wandering 0001 Wandering		222.00	408,906.46
12/12/17	Merchant Settlement 0950002 Shire Of Wandering 0002 Wandering		29.80	408,936.26
12/12/17	Withdrawal Online 1550589 Pymt Wbccrs.aba Creditors	214.31		408,721.95
13/12/17	Deposit Narrogin WA		1,485.50	410,207.45
13/12/17	Deposit Fdmsa Payment 42298585287407		1,221.44	411,428.89
13/12/17	Merchant Settlement 0960001 Shire Of Wandering 0001 Wandering		29.80	411,458.69
13/12/17	Merchant Settlement 0960002 Shire Of Wandering 0002 Wandering		583.80	412,042.49
13/12/17	Withdrawal Online Multi 1320154 Pymt WBC.aba Payroll	32,903.64		379,138.85
13/12/17	Payment By Authority To Transport Wado20171211	430.40		378,708.45
14/12/17	Deposit E & R Houghton Houghton Lot 8 Pol		30.00	378,738.45
14/12/17	Deposit A205 Whale Rent A205 Whale Rent		350.00	379,088.45
14/12/17	Deposit Fdmsa Payment 42298585287407		863.64	379,952.09
14/12/17	Merchant Settlement 0970002 Shire Of Wandering 0002 Wandering		364.10	380,316.19
14/12/17	Payment By Authority To Transport Wado20171212	1,054.90		379,261.29
15/12/17	Deposit Online 2516419 Pymt Wandering Shire Shire of Wandering		60.00	379,321.29
15/12/17	Deposit Bendigo Bank R J Cumper #451		30.00	379,351.29
15/12/17	Deposit Ka Je Bowen A416		452.45	379,803.74
15/12/17	Deposit Fdmsa Payment 42298585287407		1,157.97	380,961.71
15/12/17	Merchant Settlement 0910001 Shire Of Wandering 0001 Wandering		42.50	381,004.21

TRANSACTIONS

Please check all entries on this statement and promptly inform Westpac of any possible error or unauthorised transaction

DATE	TRANSACTION DESCRIPTION	DEBIT	CREDIT	BALANCE
15/12/17	Withdrawal Online Multi 1465598 Pymt Wbccrs.aba Creditors	81,789.60		299,214.61
15/12/17	Payment By Authority To Transport Wado20171213	613.60		298,601.01
15/12/17	Withdrawal/Cheque 013961	40.00		298,561.01
18/12/17	Deposit The P & M Treasu Inv 4560		362.00	298,923.01
18/12/17	Deposit Gillian Hansen A280 Hansen		600.00	299,523.01
18/12/17	Deposit Fdmsa Payment 42298585287407		1,613.62	301,136.63
18/12/17	Deposit Fdmsa Payment 42298585287407		1,756.58	302,893.21
18/12/17	Deposit Fdmsa Payment 42298585287407		2,067.42	304,960.63
18/12/17	Deposit Housing Authorit Vp113702		2,657.14	307,617.77
18/12/17	Deposit Dpird 40366		24,404.91	332,022.68
18/12/17	Merchant Settlement 0940001 Shire Of Wandering 0001 Wandering		42.50	332,065.18
18/12/17	Merchant Settlement 0940002 Shire Of Wandering 0002 Wandering		15.00	332,080.18
18/12/17	Payment By Authority To Transport Wado20171214	364.10		331,716.08
19/12/17	Deposit Mrs Charmain Sch A345 Schimpf		200.00	331,916.08
19/12/17	Deposit Fdmsa Payment 42298585287407		1,497.55	333,413.63
19/12/17	Merchant Settlement 0950001 Shire Of Wandering 0001 Wandering		15.00	333,428.63
20/12/17	Deposit Geoffrey K. Lane A224		299.95	333,728.58
20/12/17	Deposit Geoffrey K. Lane A233		299.95	334,028.53
20/12/17	Deposit Mohsan Khodadoos A404 Khodadoost		302.50	334,331.03
20/12/17	Deposit Department Of Tr Payment:89303		472.75	334,803.78
20/12/17	Deposit Fdmsa Payment 42298585287407		1,360.24	336,164.02
20/12/17	Deposit Dpird 40524		2,684.54	338,848.56
20/12/17	Merchant Settlement 0960001 Shire Of Wandering 0001 Wandering		1,237.50	340,086.06
20/12/17	Merchant Settlement 0960002 Shire Of Wandering 0002 Wandering		10.00	340,096.06
20/12/17	Withdrawal Online 0925301 Bpay Synergy Streetlighting	659.15		339,436.91
20/12/17	Withdrawal Online 2845801 Bpay Water Corp Down St Standpipe	192.35		339,244.56
20/12/17	Withdrawal Online 3864214 Bpay Telstra Mo Tims Messaging	20.41		339,224.15
20/12/17	Withdrawal Online 7326073 Bpay Telstra Bi Telstra	1,491.37		337,732.78

TRANSACTIONS

Please check all entries on this statement and promptly inform Westpac of any possible error or unauthorised transaction

DATE	TRANSACTION DESCRIPTION	DEBIT	CREDIT	BALANCE
20/12/17	Payment By Authority To Transport Wado20171218	2,288.55		335,444.23
21/12/17	Deposit Online 2508565 Pymt Wandering Shire Shire of Wandering		11,264.57	346,708.80
21/12/17	Deposit Fdmsa Payment 42298585287407		2,194.62	348,903.42
21/12/17	Deposit Jardine Lloyd Th Omp 161938 11850		2,242.46	351,145.88
21/12/17	Merchant Settlement 0970002 Shire Of Wandering 0002 Wandering		303.35	351,449.23
21/12/17	Withdrawal Online 1543268 Pymt Wbccrs.aba Creditors	124.93		351,324.30
21/12/17	Withdrawal Online Multi 1559937 Pymt Wbccrs.aba Creditors	193,915.88		157,408.42
21/12/17	Withdrawal Online 1753287 Pymt Wbccrs.aba Creditors	31,484.00		125,924.42
22/12/17	Deposit Bendigo Bank R J Cumper #451		30.00	125,954.42
22/12/17	Deposit Bendigo Bank Damhuis - A221		299.95	126,254.37
22/12/17	Deposit Bannistersprings Assess No A360		1,427.00	127,681.37
22/12/17	Deposit Fdmsa Payment 42298585287407		1,821.56	129,502.93
22/12/17	Deposit Bannistersprings Assess No A527		8,542.55	138,045.48
22/12/17	Merchant Settlement 0910001 Shire Of Wandering 0001 Wandering		410.56	138,456.04
22/12/17	Payment By Authority To Transport Wado20171220	448.80		138,007.24
27/12/17	Deposit Narrogin WA		8,800.65	146,807.89
27/12/17	Deposit Ivas,Roslyn Marr A423		50.00	146,857.89
27/12/17	Deposit Limehill Pty Ltd A101		928.00	147,785.89
27/12/17	Deposit Fdmsa Payment 42298585287407		1,111.04	148,896.93
27/12/17	Deposit Fdmsa Payment 42298585287407		1,673.60	150,570.53
27/12/17	Deposit Fdmsa Payment 42298585287407		1,754.59	152,325.12
27/12/17	Deposit Fdmsa Payment 42298585287407		3,090.20	155,415.32
27/12/17	Merchant Settlement 0960001 Shire Of Wandering 0001 Wandering		25.00	155,440.32
27/12/17	Withdrawal Online Multi 1905109 Pymt Payroll	28,103.42		127,336.90
27/12/17	Payment By Authority To Transport Wado20171221	1,745.75		125,591.15
28/12/17	Deposit A205 Whale Rent A205 Whale Rent		350.00	125,941.15
28/12/17	Deposit Eand N Dickerson A28		416.35	126,357.50
28/12/17	Deposit Fdmsa Payment 42298585287407		1,592.67	127,950.17
28/12/17	Merchant Settlement 0970001 Shire Of Wandering 0001 Wandering		25.00	127,975.17

TRANSACTIONS

Please check all entries on this statement and promptly inform Westpac of any possible error or unauthorised transaction

DATE	TRANSACTION DESCRIPTION	DEBIT	CREDIT	BALANCE
28/12/17	Payment By Authority To Cc Payment Cc0005336810000001	4,204.39		123,770.78
29/12/17	Interest Paid		22.33	123,793.11
29/12/17	Deposit Bendigo Bank R J Cumper #451		30.00	123,823.11
29/12/17	Deposit Big Sky Cu Wandering Rates		254.85	124,077.96
29/12/17	Deposit Heather Armitage A208		266.90	124,344.86
29/12/17	Deposit Fdmsa Payment 42298585287407		1,370.57	125,715.43
29/12/17	**CLOSING BALANCE**			**125,715.43**

CONVENIENCE AT YOUR FINGERTIPS

Use Online, Mobile or Tablet Banking to pay bills, transfer funds, check your account balances and much more

MORE INFORMATION

Further information in relation to your account, including details of product benefits and applicable fees and charges, is available on request. That information is also contained in the Product Disclosure Statement (PDS) or other disclosure document for your account. For a copy of that document, or if you have any other enquiries, you can call Telephone Banking on 132 142 from Australia or +61 2 9293 9262 from overseas.

The above Closing Balance amount may not be the same as the balance payable to you on closure of your account (the 'termination value'). Details of the termination value can be obtained by calling Telephone Banking on the numbers quoted above. Further information on how to close accounts, including calculation of the termination value, is contained in the Product Disclosure Statement (PDS) booklet or other disclosure document for your account.

We have an internal process for handling and resolving any problem you may have with, or complaints relating to, your account or this product. Information about this process can be found in the Product Disclosure Statement (PDS) or other disclosure document for your account, or you can contact us on 1300 130 467.

Westpac Live

Manage your banking anytime, anywhere with Online Banking

Telephone Banking

Call us on 132 142 +61 2 9293 9262 if overseas

Local Branch

Find branches and ATMs at westpac.com.au/locateus

THANK YOU FOR BANKING WITH WESTPAC

ATTACHMENT 10.4.1.3

Investment Bank Reconciliation 31 December 2017

Balance as per Bank Statements	$	418,991.40
Total as per Bank Statement	$	418,991.40
Balance as per GL	$	418,991.40
Total As per General Ledger	$	418,991.40
Difference		$0.00

Finance Officer

Finance Manager

Electronic Statement

Statement Period
29 September 2017 - 29 December 2017

Westpac Community Solutions Cash Reserve

Account Name
SHIRE OF WANDERING

Customer ID
1930 8463 SHIRE OF WANDERING

BSB
036-167

Account Number
214 822

Opening Balance	+ $418,448.92
Total Credits	+ $542.48
Total Debits	- $0.00
Closing Balance	+ $418,991.40

INTEREST RATES (PER ANNUM) ON CREDIT BALANCES

Effective Date	$0 to $9999	Over $9999 to $19999	Over $19999 to $49999	Over $49999 to $99999
19 Jan 2017	0.35 %	0.60 %	0.60 %	0.60 %
17 Oct 2017	0.25 %	0.50 %	0.50 %	0.50 %

Effective Date	Over $99999 to $499999	Over $499999
19 Jan 2017	0.60 %	0.60 %
17 Oct 2017	0.50 %	0.50 %

TRANSACTIONS

Please check all entries on this statement and promptly inform Westpac of any possible error or unauthorised transaction

DATE	TRANSACTION DESCRIPTION	DEBIT	CREDIT	BALANCE
29/09/17	**STATEMENT OPENING BALANCE**			**418,448.92**
31/10/17	Interest Paid		204.06	418,652.98
30/11/17	Interest Paid		172.04	418,825.02
29/12/17	Interest Paid		166.38	418,991.40
29/12/17	**CLOSING BALANCE**			**418,991.40**

CONVENIENCE AT YOUR FINGERTIPS

Use Online, Mobile or Tablet Banking to pay bills, transfer funds, check your account balances and much more

TRANSACTION FEE SUMMARY

To reconcile your Transaction Fee Summary you may need to refer to transactions listed on your previous statement(s).

Fee(s) charged to account 036-167 21-4822

02 OCT 2017

Total
$0.00

01 NOV 2017

Total
$0.00

01 DEC 2017

Total
$0.00

MORE INFORMATION

Further information in relation to your account, including details of product benefits and applicable fees and charges, is available on request. That information is also contained in the Product Disclosure Statement (PDS) or other disclosure document for your account. For a copy of that document, or if you have any other enquiries, you can call Telephone Banking on 132 032 from Australia or +61 2 9293 9270 from overseas.

The above Closing Balance amount may not be the same as the balance payable to you on closure of your account (the 'termination value'). Details of the termination value can be obtained by calling Telephone Banking on the numbers quoted above. Further information on how to close accounts, including calculation of the termination value, is contained in the Product Disclosure Statement (PDS) booklet or other disclosure document for your account.

We have an internal process for handling and resolving any problem you may have with, or complaints relating to, your account or this product. Information about this process can be found in the Product Disclosure Statement (PDS) or other disclosure document for your account, or you can contact us on 1300 130 467.

Westpac Live

Manage your banking anytime, anywhere with Online Banking

Telephone Banking

Call us on 132 032 +61 2 9293 9270 if overseas

Local Branch

Find branches and ATMs at westpac.com.au/locateus

THANK YOU FOR BANKING WITH WESTPAC

ATTACHMENT 10.4.1.4

Trust Bank Reconciliation 31 December 2017

Balance as per Bank Statements	$24,422.51
Unpresented Cheque	-$162.57
Outstanding Deposits	$0.00
Total as per Bank Statements	**$24,259.94**
Balance as per GL	$24,259.94
Total as per General Ledger	**$24,259.94**
Difference	$0.00

Finance Officer

Finance Manager

Unpresented Cheques 31/12/2017

Interest		$2.57
Max Watts - Councillor Nomination Refund		$80.00
Ian Turton - Councillor Nomination Refund		$80.00
	Total	$162.57

Outstanding Deposits 31/12/2017

Total	$0.00

Electronic Statement

Statement Period
30 November 2017 - 29 December 2017

Westpac Community Solutions One

Account Name
SHIRE OF WANDERING TRUST ACCOUNT

Customer ID
1930 8463 SHIRE OF WANDERING

BSB
036-170

Account Number
000 120

Opening Balance	+ $35,173.28
Total Credits	+ $602.57
Total Debits	- $11,353.34
Closing Balance	+ $24,422.51

TRANSACTIONS

Please check all entries on this statement and promptly inform Westpac of any possible error or unauthorised transaction

DATE	TRANSACTION DESCRIPTION	DEBIT	CREDIT	BALANCE
30/11/17	**STATEMENT OPENING BALANCE**			**35,173.28**
07/12/17	Deposit Online 2521419 Tfr Westpac Community Sobonds Muni to Trus		600.00	35,773.28
07/12/17	Withdrawal Online 1520577 Tfr Westpac Com Trust Interest	8.77		35,764.51
13/12/17	Withdrawal Online 1868571 Pymt Wbccrs.aba Creditors	80.00		35,684.51
21/12/17	Withdrawal Online 1450339 Pymt Wbccrs.aba Creditors	11,264.57		24,419.94
29/12/17	Interest Paid		2.57	24,422.51
29/12/17	**CLOSING BALANCE**			**24,422.51**

CONVENIENCE AT YOUR FINGERTIPS

Use Online, Mobile or Tablet Banking to pay bills, transfer funds, check your account balances and much more

MORE INFORMATION

Further information in relation to your account, including details of product benefits and applicable fees and charges, is available on request. That information is also contained in the Product Disclosure Statement (PDS) or other disclosure document for your account. For a copy of that document, or if you have any other enquiries, you can call Telephone Banking on 132 032 from Australia or +61 2 9293 9270 from overseas.

The above Closing Balance amount may not be the same as the balance payable to you on closure of your account (the 'termination value'). Details of the termination value can be obtained by calling Telephone Banking on the numbers quoted above. Further information on how to close accounts, including calculation of the termination value, is contained in the Product Disclosure Statement (PDS) booklet or other disclosure document for your account.

We have an internal process for handling and resolving any problem you may have with, or complaints relating to, your account or this product. Information about this process can be found in the Product Disclosure Statement (PDS) or other disclosure document for your account, or you can contact us on 1300 130 467.

Westpac Live

Manage your banking anytime, anywhere with Online Banking

Telephone Banking

Call us on 132 032 +61 2 9293 9270 if overseas

Local Branch

Find branches and ATMs at westpac.com.au/locateus

THANK YOU FOR BANKING WITH WESTPAC

Electronic Statement Attachment 10.4.1.5

Westpac

BusinessChoice Everyday VISA Card Statement

AMANDA JEAN O'HALLORAN
SHIRE OF WANDERING
13 DUNMALL DR
WANDERING WA 6308

For enquiries please call 1300 650 107 (8am - 8pm, Monday to Friday). Lost or stolen cards sevice available 24 hours a day, 7 days a week.

Any statement entries for purchases or cash advances made in a foreign currency show the foreign currency transaction amount converted into Australian dollars by the applicable credit card scheme. Any applicable Westpac Foreign Transaction Fee (described below as "Foreign Transaction Fee") charged is shown as a separate entry.

Card Account Transaction Details

Account Name	Card Number	Credit Limit	Available Credit
Amanda Jean O'Halloran	4293 1830 0196 6342	20,000	20,000.00

Statement From	Statement To	Facility Number
20 NOV 2017	19 DEC 2017	00053368

Summary of Changes in Your Account Since Last Statement

From Your Opening Balance of	We Deducted Payments and Other Credits	And We Added				To Arrive at Your Closing Balance of	Total Past Due / Overlimit balances	Your minimum payment including past due overlimit is
		New purchases	Cash advances	Fees, Interest & Government Charges	Miscellaneous Transactions			
0.00	0.00	4,204.39	0.00	0.00	4,204.39 -	0.00	0.00	0.00

Westpac Banking Corporation ABN 33 007 457 141

Westpac

Important notice regarding Autopay Direct Debit Arrangement- Direct Debit

* If you have set up a direct debit arrangement for making automatic repayments to your BusinessChoice credit card account, and there have been two failed direct debit transactions (that is, we cannot withdraw the nominated amount from your nominated account) in consecutive months due to insufficient funds in the nominated account, we may, at our sole discretion:

1. Cancel your BusinessChoice Facility Autopay Request Form- Direct Debit Request (New change)
2. Impose a fee or charge (No change- We currently charge a $9 missed payment fee when payment is not received by statement due date)
3. Charge interest on any unpaid purchases outstanding (No change)

If your Direct Debit Request is cancelled, you must arrange to either set up a new Autopay Request Form- Direct Debit Request or use alternative payment methods so we can process your payment.
Please ensure that there are sufficient funds available in the nominated account to allow direct debit payments to be made in accordance with your BusinessChoice Facility Autopay Request Form- Direct Debit Request.

Please remember any payments made into the Billing account that places the Billing Account into credit or results in a zero balance at the payment due date, your direct debit will still continue to take place. This also applies if you make an additional payment into the Billing Account that is only a partial payment and still leaves a debit balance on the Billing Account, your direct debit arrangement for the month will remain unchanged and continue to take place.

BusinessChoice Everyday VISA Card

Date of Transaction	Description	Debits/Credits	Cardholder Comments
	Purchases		
21 NOV	WeTransfer Amsterdam NL U. S. DOLLAR 120.00 INC FX FEE AUD $4.79 PROFESSIONAL SERVICES NOT EL	164.56	
22 NOV	DAN MURPHYS ONLINE AU GROCERY STORES, SUPERMARKETS	615.12	
22 NOV	VISTAPR*VistaPrint.com 866-8936743 NL INC FX FEE AUD $5.69 MISCELLANEOUS PUBLISHING AND	195.58	
24 NOV	GM CABS PTY LTD MASCOT AU TAXICABS/LIMOUSINES	22.89	
24 NOV	DIRECT TRADES SUPPLY MADDINGTON AU HARDWARE STORES	443.39	
25 NOV	OFFICEWORKS 0601 E VICTORIA PK AU STATIONERY, OFFICE & SCHOOL	345.31	
25 NOV	BELVIDERE ST. BELMON BELMONT AU GROCERY STORES, SUPERMARKETS	83.94	
25 NOV	BELVIDERE ST. BELMON BELMONT AU GROCERY STORES, SUPERMARKETS	13.99	
25 NOV	HOUSE IN BELMONT CLOVERDALE AU HOUSEHOLD APPLIANCE STORES	133.94	
25 NOV	WOOLWORTHS 4348 BELMONT WA AU GROCERY STORES, SUPERMARKETS	154.40	
25 NOV	WOOLWORTHS 4348 BELMONT WA AU GROCERY STORES, SUPERMARKETS	24.00	
25 NOV	WOOLWORTHS 4348 BELMONT WA AU GROCERY STORES, SUPERMARKETS	16.00	
28 NOV	PAGODA RESORT SPA COMO AU HOTELS, MOTELS, RESORTS - LO	476.35	

Westpac Banking Corporation ABN 33 007 457 141

Westpac

BusinessChoice Everyday VISA Card

Date of Transaction	Description	Debits/Credits	Cardholder Comments
29 NOV	BLUE DIAMOND MACH PL KEWDALE AU FURNITURE, HOME FURNISHINGS	1,560.00	
29 NOV	D & J ZAPPAVIGNA PTY MYAREE AU INDUSTRIAL SUPPLIES, NOT ELS	497.20 -	
30 NOV	Duke Of York Hotel Narrogin AU DRINKING PLACES (ALCOHOLIC B	73.80	
05 DEC	WOOLWORTHS 4360 ARMADALE WA AU GROCERY STORES, SUPERMARKETS	125.82	
13 DEC	HOTHAM BUTCHERING CO BODDINGTON AU MISCELLANEOUS FOOD STORES -	81.50	
13 DEC	BODDINGTON IGA BODDINGTON AU GROCERY STORES, SUPERMARKETS	82.20	
14 DEC	WANDER IN TAKE AWAY WANDERING AU FAST FOOD RESTAURANTS	40.00	
17 DEC	RED DOT STORES PERTH AU GIFT, CARD, NOVELTY, & SOUVE	14.00	
19 DEC	COLES 0282 BROOKDALE AU GROCERY STORES, SUPERMARKETS	34.80	
	Sub Total:	**4,204.39**	
	Miscellaneous Transactions		
19 DEC	TRANSFER CLOSING BALANCE TO BILLING ACCT	4,204.39 -	
	Sub Total:	**4,204.39 -**	
	Grand Total:	**0.00**	

I have checked the above details and verify that they are correct.

Cardholder Signature _____ **Date** 22/12/17.

Transactions examined and approved.

Manager/Supervisor Signature _____ **Date** 15/3/18

Effective 1 October 2017, the insurer of your Commercial Cards Insurance will be changing from QBE Insurance (Australia) Limited ("QBE") to Allianz Australia Insurance Limited ("Allianz") ABN 15 000 122 850, AFSL 234708.

Whilst your policy wording has been updated, your level of cover will remain the same with Allianz as it is with QBE.

The policy wording updates have been made to reflect Allianz's standard policy wording.

The key clauses that have been updated are Privacy, Complaints and dispute resolution process, and Emergency and medical services whilst overseas.

For details of this change and to view the new Commercial Cards Insurance Policy, please visit westpac.com.au/ccinsurance.

Westpac Banking Corporation ABN 33 007 457 141

Shire of Wandering

Payment Listing for the period ending 31 December 2017

Chq/EFT No	Date	Description	Amount
		Municipal Bank Account	
EFT3656	07/12/2017	**Monica Beth Treasure**	460.17
		Purchase of watch, councillor gift from Myer, Purchase of Red Dog movie for community Movie night, Purchase of items from coles for Christmas craft afternoon, Reimbursement for Travel to Boddington for meeting 6/12/2017	
EFT3657	07/12/2017	**Shire of Wagin**	1,499.94
		Recoup of EHO costs to PPE 02/11/2017 - Extra 5 hours & mileage charged due to extra half day spent at Wandering	
EFT3658	07/12/2017	**Avon Waste**	3,968.72
		88 Domestic Rubbish x 4 weeks, Transport of Domestic Waste for Suez site, 88 x Recycling services, Additional recycling for office, Bulk Recycling for October 2017, Clearing transfer station bins - 11th & 25th October 2017 andTransport of Transfer Station waste to Suez site	
EFT3659	07/12/2017	**Hotham Mechanical**	854.70
		New tractor tyre including fitting for John Deere	
		Carry out service as per owners handbook, rotated wheels, adjusted rear brakes - including consumables and waste disposal - PU2 - Toyota Hilux	
EFT3660	07/12/2017	**Perfect Computer Solutions**	85.00
		Monthly fee for daily monitoring, management and resolution of disaster recovery options at site for November 2017	
EFT3661	07/12/2017	**Country Sparky Services**	324.50
		Replace lights in shed at 13 Dunmall Drive	
EFT3662	07/12/2017	**Quick Corporate Australia**	510.08
		Purchase of 4 x office chairs for depot & Natural cleaner	
EFT3663	07/12/2017	**Fuel Distributors Of WA**	79.64
		Purchase of 20 Ltr Azolla 68 for use at depot	
EFT3664	07/12/2017	**JR & A Hersey Pty Ltd**	1,035.10
		2 x new LED Beacons for Grader PG2, 1 5Ltr handcleaner, 12 x Rigger gloves 2XL & 3XL, 6 x Spray & Mark paint - white, 10 x Flagging tape for general rural road maintenance, 10 x Hose clamps - 11-18 & 10 x Hose clamps - 13-25	
EFT3665	07/12/2017	**Edwards Holden**	275.25
		Carry out 15,000km service on CEO Holden Caprice - includes parts & labour	
EFT3666	07/12/2017	**Reinforced Concrete pipe Australia (WA) Pty Ltd**	1,196.25
		375 Class 2 pipes for Stevens Road flood damage	
EFT3667	07/12/2017	**Brookton Plumbing**	382.80
		Dig up 50m waste pipe and lower so as spoon drain could fit, incluldes materials and labour	
EFT3668	07/12/2017	**WA Contract Ranger Services**	514.25
		Ranger services rendered 20/11/2017 regarding firebreak inspections, Ranger services performed 14/11/2017 - patrol of townsite, Blackboy Springs & Wandering Downs	
EFT3669	07/12/2017	**Narrogin Quarry Operations**	3,933.20
		4 x side tipper loads of rip rap 400mm for Blackboy Springs Fire Break	
EFT3670	07/12/2017	**Spiffy Lawns & Gardens**	875.00
		16/11/2017 - Mow oval with Toro, Prune dead branches and shrubs around oval edge, garden maintenance around council gardens, 17/11/2017 - Mow depot, council, toilet block, community centre 2nd tier oval lawns & snip boundary of oval, 21/11/2017 - Gardening at council gardens, pruning shrubs and plants, Minor pruning at CEO residence, retic assessment at CEO house, 23/11/2017 - Mow oval with Toro, snip industrial yard banks and verges,28/11/2017 - Clean up skate park, snip reserves nearby, Clean up sandpit at Community Centre playground	
EFT3671	07/12/2017	**P & D Sullivan**	9,900.00
		Dry Hire of water truck & Hire of side tipper for flood damage on Stevens Road	
EFT3672	07/12/2017	**Steve O'Halloran**	3,460.00
		Consultancy Fees in relation to flood damage submission, planning & supervision for the Period 6/11/17 to 1/12/2017 for Stevens & York Williams Roads	

EFT3673	07/12/2017	**Shire Of Cuballing**	1,086.28
		Procurement and contract management fundamentals onsite training course attended by 4 Shire Staff, 24th October 2017	
EFT3674	07/12/2017	**Quality Press**	363.00
		DFES Printed material - Permit to set fire to bush (Pack of 5)	
EFT3675	07/12/2017	**Fuels West Petroleum**	11,176.67
		Supply of 10000 Litres of Unleaded Petrol @ 1.016061 plus GST	
EFT3676	07/12/2017	**Tricia Brown**	261.92
		Reimbursement for dinner & parking expenses incurred & travel reimbursement - 264 kms	
EFT3677	07/12/2017	**Japanese Truck & Bus Spares**	54.25
		Purchase of air filter for Prime Mover	
EFT3678	07/12/2017	**M & M Contractors**	10,868.00
		Hire of side tipper for Stevens & York/Williams Road 30/10/2017 to 07/11/2017	
EFT3679	07/12/2017	**Firebreaks Block Slashing**	570.00
		Complete Firebreak for 160 O'Connell Road	
EFT3680	12/12/2017	**Amanda Densham**	214.31
		Rates refund for assessment A428 5 Humes Wy WANDERING 6308	
EFT3682	15/12/2017	**Shire Of Wandering**	60.00
		Payroll deductions - Rates Payment	
EFT3683	15/12/2017	**RSA Signs Pty Ltd**	748.00
		Purchase of 20 New traffic cones - 700mm cones with reflective sleeves for use on Stevens Road & Codjatotine/Mooterdine Loop	
EFT3684	15/12/2017	**Startrack Express**	93.40
		Freight for library books	
EFT3685	15/12/2017	**Gilbarco Australia Pty Ltd**	962.92
		ATG not communicating to the POSTEC. Inspected atg and postec to find everything normal, contacted Raja and went with him but txrx leads weren't working last week. Carried out quick site inspection, no leaks, dipsticks in good condition, atg full of mouse poo, cleaned out poo, noticed pumps required calibration	
EFT3686	15/12/2017	**Country Sparky Services**	469.34
		Install 20 amp isolator next to 15 amp outlet in kitchen for coffee machine at CRC & Move power point at front desk for new reception desk - lighthouse grant	
EFT3687	15/12/2017	**Quick Corporate Australia**	257.03
		Purchase of various stationary items for office, depot & cleaners	
EFT3688	15/12/2017	**WesTrac Pty Ltd**	33,093.97
		Extensive repairs to Cat Low Loader. Wash machine, inspect machine & report faults, Troubleshoot ride control system, inspect and maintain grease lines tilt cyl, replace hydraulic hoses, drain & refil air conditioner, Disassemble & assemble articulation pivot pin, Weld and line bore articulation pivot pin bore and faces, remove and install steering cylinder, troubleshoot engine for leaks, test service break, remove and install cooling package, remove & install axle housing assembly rear, remove and install fuel tank, replace gasket/reseal front cover/housing, replace gasket, reseal exhaust manifold, shim-up quick coupler, replace engine oil cooler hose, replace gasket/reseal tyres, troubleshoot warning horn, troubleshoot stoplight/taillight right hand side, replace gasket/reseal fuel inj valve/nozzle	
EFT3689	15/12/2017	**Brendan Whitely**	1,000.00
		President's Allowance for Quarter ending 31/12/2017	
EFT3690	15/12/2017	**Boddington News**	18.00
		Boddington News edition # 590 & 591	
EFT3691	15/12/2017	**Rob Curtis**	782.00
		Operating of waste transfer station for 3rd/4th & 10th/11th December 2017 & Clearing of roadside bins 2nd & 10th December 2017	
EFT3692	15/12/2017	**Spiffy Lawns & Gardens**	542.50
		30/11/2017 - Snipping verges around statement zones along Watts St, Pruning at CEO residence, 05/12/2017 - Mow depot, council, public convenience lawns, Mow CEO Residence, 07/12/2017 - Mow oval with Toro - Toro failure, hydraulic hose ring failure, Set up Christmas Lights, Check caravan park gardens and tip revegetation site, 12/12/2017 - Mow verges along White St and Down St near community centre & snip, Mow Humes Way house & 2nd tier oval at community centre	

EFT3693	15/12/2017	**WA Fuel Supplies** Purchase of 26509 Litres of Diesel for 1.0822 plus GST Purchase of 10000 Litres of Unleaded Petrol for 1.1096 plus GST	43,762.44
EFT3695	21/12/2017	**Monica Beth Treasure** Reimbursement for wine, chocolates & lollies and Kitchen Warehouse items purchased for Christmas Lights competition hampers	124.93
EFT3696	21/12/2017	**Tanglefoot Winery** Wine & Beer supplied for Shire Christmas party	623.00
EFT3697	21/12/2017	**Best Office Systems** Printing of annual reports and extra large November Agenda - Black & White printing - 7965 copies @ 0.0088 cents & Colour printing - 12169 copies @ 0.088 cents	1,255.05
EFT3698	21/12/2017	**Wren Oil** Oil waste disposal for 800 Litres, includes administration and compliance fees	16.50
EFT3699	21/12/2017	**Boddington Hardware & Newsagency** Purchase of 20 bags of concrete for use at Down St & alligator clips for fuel trailer	151.50
EFT3700	21/12/2017	**Australia Post** Purchase of various christmas stamps and boxes of stamps	389.81
EFT3701	21/12/2017	**Avon Waste** 90 Domestic Rubbish x 4 weeks & Transport of Domestic Waste to Suez site, 90 x Recycling services plus additional office service, Bulk recycling for December 2017, Clearing of transfer station bins 6th & 20th December 2017 & Transport of transfer station waste to Suez site	3,535.63
EFT3702	21/12/2017	**Hotham Mechanical** Replaced all wheel bearings on fuel trailer	568.70
EFT3703	21/12/2017	**RSA Signs Pty Ltd** Purchase of new street name signs - Deans, Stevens & O'Leary, no through road	293.70
EFT3704	21/12/2017	**Startrack Express** Freight for parts from Forpark for playground equipment repairs	46.88
EFT3705	21/12/2017	**Country Sparky Services** Smoke alarm inspection, RCD testing & inspection at 5 Dunmall Drive	121.00
EFT3706	21/12/2017	**BOC Limited** Depot container services for the period 29/10/2017 to 27/11/2017	64.41
EFT3707	21/12/2017	**Quick Corporate Australia** Diary for cleaner, sign here post it, A4 protectors, jumbo toilet rolls for public conveniences	190.54
EFT3708	21/12/2017	**Fuel Distributors Of WA** 208 Litre of engine oil & 20L of grease for use on various vehicles and machines	972.49
EFT3709	21/12/2017	**WesTrac Pty Ltd** Purchase of parts for Caterpiller Roller - Coolant Bottle & Cap, Air filters, engine oil filter and fuel filter	417.48
EFT3710	21/12/2017	**Reinforced Concrete pipe Australia (WA) Pty Ltd** Purchase of 300mm Class 2 pipes for private works to be carried out	895.95
EFT3711	21/12/2017	**Major Motors Pty Ltd** Carry out 30,000km service on Mitsubishi Canter Truck	1,423.62
EFT3712	21/12/2017	**Pingelly Iga (newsagency)** Purchase of West Australian & Narrogin Observers for the period 07/08/2017 to 29/10/2017	829.90
EFT3713	21/12/2017	**Western Stabilisers** Cement stablisation of existing pavement at North Bannister Wandering Road	65,050.57
EFT3714	21/12/2017	**WA Contract Ranger Services** Perform ranger services 27th November & 7th December 2017	420.75
EFT3715	21/12/2017	**Narrogin Quarry Operations** Purchase of rip rap for flood damage Down St & Codjatotine/Mooterdine Loop	1,706.76
EFT3716	21/12/2017	**McPest Pest Control** Annual heavy duty spider & pest spray & termite inspection/treatment where required for all shire properties	3,234.00
EFT3717	21/12/2017	**Suez Recycling & Recovery Pty Ltd** Domestic rubbish to Suez site for November 2017	475.07

EFT3718	21/12/2017	**Allwest Plant Hire Australia**	9,702.00
		Dry Hire of 2013 Hyundau R55-9 Excavator for period 08/11/2017 to 30/11/2017 for use at Codjatotine Mooterdine Road, Dry Hire of Amman AP240 Multi Tyre roller for November 2017, Dry Hire of Amman AP240 Roller for November 2017 used for Codjatotine Mooterdine Road flood damage	
EFT3719	21/12/2017	**Spiffy Lawns & Gardens**	455.00
		Mow oval with Toro and snip edges, mow depot, council office and toilet block & reserve lawns, mow CEO lawns, fertilise oval - sharpen cylinder on Toro, mow industrial yard, clean up around bays in Caravan Park	
EFT3720	21/12/2017	**Moore Stephens**	15,267.47
		Preparation, analysis and presentation of rates review for the Shire of Wandering in accordance with the agreement. Includes travel	
EFT3721	21/12/2017	**Forpark Australia**	13.20
		Purchase of bolts for playground equipment	
EFT3722	21/12/2017	**P & D Sullivan**	7,876.00
		Transport Gravel from Monks pit to Codjatotine Mooterdine Road for flood damage 29/30th Nov & 5/7th Dec 2017 Hire of Water Truck for use on North Bannister Wandering Road for the period 27-30th Nov & 1st & 4th December	
EFT3723	21/12/2017	**JAGS Cafe**	1,982.50
		Catering for Christmas function for Staff & Councillors	
EFT3724	21/12/2017	**Bob Rado Trapping Services**	3,981.03
		Feral Pig Trapping Services for the period 31/10/2017 to 09/11/2017 & 19/10/2017 to 20/10/2017 - Includes vehicle usage	
EFT3725	21/12/2017	**Fuels West Petroleum**	44,716.80
		Purchase of 23034 Litres of Diesel @ 1.22661 plus GST Purchase of 10031 Litres of ULP @ 1.23596 plus GST	
EFT3726	21/12/2017	**MJ & C Cornish**	3,949.00
		2 days excavator hire for culverts & headwalls at M Sewells Excavator and bobcat hire to repair culverts and water table at Pennington driveway 2 days excavator hire for North Bannister Wandering Rd Excavator work to clean out blocked culverts at 14 Milebrook Road flood damage	
EFT3727	21/12/2017	**P & M Treasure Farming Trust**	5,727.96
		Materials used for trap building - Steel, mesh, portable trap doors - includes trap building	
EFT3729	21/12/2017	**Sherrin Rentals**	4,205.85
		Hire of 12 T Smooth Drum Roller for 1 day - 01/12/2017 & Hire of 12 Tonne Smooth Drum Roller for use on North Bannister Wandering Road	
EFT3730	21/12/2017	**Orix Australia**	1,716.00
		Hire of Toyota Hilux Double Cab for use on North Bannister Wandering Road	
EFT3731	21/12/2017	**Asia Pacific Construction Materials Pty Ltd**	818.40
		Supply of half tonne unlined bulka bags for use on Crossman Dwarda Road flood damage	
EFT3732	21/12/2017	**Rural Traffic Services**	8,069.33
		Traffic Management for North Bannister Wandering Road for period 27th to 30th November 2017	
EFT3733	21/12/2017	**DR & JS Crowley**	2,682.03
		Trapping services for November 2017	
EFT3734	21/12/2017	**City Rubber Stamps & Trophies**	70.00
		Purchase of stamps for flood damage paperwork	
EFT3735	21/12/2017	**Australian Taxation Office**	31,484.00
		November 2017 BAS	
13963	07/12/2017	**Telstra**	1,535.75
		Usage charges to 10 Nov 17 & services & equipment rental to 10 Dec 2017 for all shire properties, includes phone system repayment	
13964	07/12/2017	**Water Corporation**	1,198.27
		Water usage and service charges for period 15/09/2017 to 15/11/2017 - For all shire properties	
DD2525.1	13/12/2017	**WA SUPER PLAN**	3,007.62
		Payroll deductions	

DD2525.2	13/12/2017	**Retail Employees Superannuation Pty Ltd** Superannuation contributions	49.88
DD2525.3	13/12/2017	**AMP Super** Superannuation contributions	121.36
DD2525.4	13/12/2017	**Rod Evenis Superannuation Fund Pty Ltd** Superannuation contributions	614.99
DD2525.5	13/12/2017	**I & T Brown Family Super Fund** Superannuation contributions	609.49
DD2525.6	13/12/2017	**Hesta** Superannuation contributions	475.37
DD2525.7	13/12/2017	**ANZ Onepath Masterfund** Superannuation contributions	621.84
DD2525.8	13/12/2017	**Superwrap Personal Super Plan** Superannuation contributions	98.76
DD2525.9	13/12/2017	**BT Classic Lifetime - Personal Super** Superannuation contributions	226.10
DD2536.2	28/12/2017	**Telstra** SMS Message advising of shutdown to perform technical update 17th Nov 2017	20.41
DD2536.3	27/12/2017	**Synergy** Streetlighting for the period 24/09/2017 to 24/11/2017	659.15
DD2536.4	27/12/2017	**Water Corporation** Water from standpipe at Down Street used for gardens around community centre	192.35
DD2543.1	27/12/2017	**WA SUPER PLAN** Payroll deductions	2,956.67
DD2543.2	27/12/2017	**Retail Employees Superannuation Pty Ltd** Superannuation contributions	59.85
DD2543.3	27/12/2017	**AMP Super** Superannuation contributions	54.86
DD2543.4	27/12/2017	**Rod Evenis Superannuation Fund Pty Ltd** Superannuation contributions	614.99
DD2543.5	27/12/2017	**I & T Brown Family Super Fund** Superannuation contributions	609.49
DD2543.6	27/12/2017	**Hesta** Superannuation contributions	475.37
DD2543.7	27/12/2017	**ANZ Onepath Masterfund** Superannuation contributions	447.29
DD2543.8	27/12/2017	**Superwrap Personal Super Plan** Superannuation contributions	39.50
DD2543.9	27/12/2017	**BT Classic Lifetime - Personal Super** Superannuation contributions	167.91
DD2525.10	13/12/2017	**Prime Super** Superannuation contributions	226.10
DD2525.11	13/12/2017	**BT Super For Life** Superannuation contributions	264.34
DD2543.10	27/12/2017	**Prime Super** Superannuation contributions	167.91
DD2543.11	27/12/2017	**BT Super For Life** Superannuation contributions	157.94

Credit Card

DD2546.1	19/12/2017	**Westpac Credit Card**	4,204.39
Job	**Supplier**	**Comments**	
1E145110.520	Westransfe	Purchase of File transfer system to download WANDRA applications electronically to	164.56
1E041040.520	Dan	Refreshments for Christmas Party -Shire crew cutout	615.12
1E041130.520	Vistaprint	Business cards for new councillors, Manager of Finance, Bushfire Chief & Deputy from Vistaprint	195.58
1E143040.520	GM Cabs	Taxi - Major motors to cloverdale - dropped WD6 off for service	22.89

1E142050.520	Direct	Purchase of new hose for grease trailer	443.39
1E145110.520	Officeworks	Purchase of new computer monitor & clipboards from Officeworks	345.31
1E134300.520	IGA	Cooldrinks for Community events from IGA	83.94
1E134300.520	IGA	Cooldrinks for Community events from IGA	13.99
1E145900.520	House	Gifts for Christmas raffles at Staff christmas party	133.94
1E134300.520	Woolworths	Cooldrink for Community events from Woolworths	154.40
1E041040.520	Woolworths	Consumables for Council chambers from woolworths	24.00
1E134300.520	Woolworths	Water for community events	16.00
1E145030.502	Pagoda	Accommodation & parking for 2 nights for T Brown to attend Moore Stephen Nuts & Bolts Workshop	476.35
1E142050.520	Blue	Purchase of 80mm transfer pump with 12 month warranty	1,560.00
1E134170.520	Imprint Plastics	Credit note riased from Imprint Plastics - charged twice for name badges for seniors outing on November statement	-497.20
1E041040.520	Duke of York	Lunch for Brendan Whitely & Ian Turton at Duke of York Narrogin following LG Review meeting	73.80
1E041040.520	Woolworths	Christmas lunch councillors and senior staff from Woolworths	125.82
1E041040.520	Hotham	Councillors lunch for council meeting from Hotham Butchering Company	81.50
1E041040.520	IGA	Items for councillors lunch for December meeting & ongoing refreshments from IGA Boddington	82.20
1E051060.520	Wander In Takeaway	4 x burgers provided as refreshments to volunteer fire brigade members during controlled burn - Knight Road 11/12/2017 - following tree damage from storm	40.00
1E132020.520	Red Dot	Purchase of candy canes for roadwise white ribbon event	14.00
1E134060.520	Coles	Icecreams purchased for school holiday excursion to Cockburn water slides	34.80

Trust Bank Account

EFT3681	**13/12/2017**	**Brendan Whitely**	**80.00**
		REFUND OF COUNCILLOR NOMINATION FEE	
EFT3694	**20/12/2017**	**Shire Of Wandering**	**11,264.57**
		PARTIAL REFUND OF MONIES HELD IN TRUST FOR PAYMENT TO P & M TREASURE	
200034	**13/12/2017**	**Max Watts**	**80.00**
		REFUND OF COUNCILLOR NOMINATION FEE	
200035	**13/12/2017**	**Ian Turton**	**80.00**
		REFUND OF COUNCILLOR NOMINATION FEE	

Licensing

JNL1893	**Police Licensing**	**1155.85**
	Licensing Collections 04/12/2017	
JNL1899	**Police Licensing**	**133.45**
	Licensing Collections 05/12/2017	
JNL1901	**Police Licensing**	**430.40**
	Licensing Collections 11/12/2017	
JNL1902	**Police Licensing**	**1054.90**
	Licensing Collections 12/12/2017	
JNL1904	**Police Licensing**	**613.60**
	Licensing Collections 13/12/2017	
JNL1905	**Police Licensing**	**364.10**
	Licensing Collections 14/12/2017	
JNL1906	**Police Licensing**	**2288.55**
	Licensing Collections 18/12/2017	
JNL1907	**Police Licensing**	**448.80**
	Licensing Collections 20/12/2017	
JNL1909	**Police Licensing**	**1745.75**
	Licensing Collections 21/12/2017	

Payroll

PPE 13/12/2017	**Staff Payroll**	**32903.64**
	PPE 13/12/2017	
PPE 27/12/2017	**Staff Payroll**	**28103.42**
	PPE 27/12/2017	
	Total Payments for Month Ending 31 Jan 2018:	**461,888.42**

CERTIFICATION OF CHIEF EXECUTIVE OFFICER

This schedule of accounts to be passed for payment was submitted to each member of the Council on Thursday, 15 February 2018 and has been checked and is fully supported by vouchers and invoices which are sub certified as to the receipt of goods and services and as to prices, computations and costings and the amounts shown are due for payment.

Amanda O'Halloran, Chief Executive Officer

CERTIFICATION OF CHAIRMAN

I hereby certify this schedule of accounts was submitted to the Council on Thursday, 15 February 2018 and that the amounts were approved for payment.

Cr Brendan Whitely, Chairman

SHIRE OF WANDERING

MONTHLY FINANCIAL REPORT

For the Period Ended 31 January 2018

TABLE OF CONTENTS

Statement of Financial Activity by Program

Note 1	Significant Accounting Policies
Note 2	Explanation of Material Variances
Note 3	Net Current Funding Position
Note 4	Cash and Investments
Note 5	Cash Backed Reserves
Note 6	Receivables
Note 7	Capital Disposals
Note 8	Capital Acquistions
Note 9	Grants and Contributions
Note 10	Trust
Appendix A	Detailed Schedules

LOCAL GOVERNMENT ACT 1995

LOCAL GOVERNMENT (FINANCIAL MANAGEMENT) REGULATIONS 1996

SHIRE OF WANDERING
STATEMENT OF FINANCIAL ACTIVITY
(Statutory Reporting Program)
For the Period Ended 31 January 2018

	Note	Annual Budget	YTD Budget (a)	YTD Actual (b)	Var. $ (b)-(a)	Var. % (b)-(a)/(a)	Var.
Operating Revenues		$	$	$	$	%	
Governance		0	0	0	0		
General Purpose Funding - Rates		936,766	936,766	945,799	9,033	1%	
General Purpose Funding - Other		492,258	247,368	146,724	(100,644)	(41%)	▽
Law, Order and Public Safety		37,520	25,847	21,889	(3,958)	(15%)	
Health		1,000	581	4,076	3,495	602%	
Education and Welfare		0	0	0	0		
Housing		40,300	23,506	23,421	(85)	(0%)	
Community Amenities		41,150	36,945	39,372	2,427	7%	
Recreation and Culture		1,500	454	678	224	49%	
Transport		1,377,430	53,449	30,637	(22,811)	(43%)	▽
Economic Services		695,786	422,625	467,579	44,954	11%	△
Other Property and Services		30,450	19,245	27,393	8,148	42%	△
Total Operating Revenue		3,654,160	1,766,786	1,707,569	(59,217)		
Operating Expense							
Governance		(184,857)	(116,598)	(112,557)	4,041	3%	
General Purpose Funding		(85,262)	(54,228)	(58,415)	(4,187)	(8%)	
Law, Order and Public Safety		(141,232)	(85,078)	(86,938)	(1,860)	(2%)	
Health		(30,642)	(17,857)	(20,518)	(2,661)	(15%)	
Education and Welfare		(3,770)	(2,184)	(825)	1,359	62%	△
Housing		(66,182)	(29,521)	(18,557)	10,964	37%	△
Community Amenities		(208,582)	(120,276)	(109,260)	11,016	9%	
Recreation and Culture		(194,333)	(115,730)	(106,137)	9,593	8%	
Transport		(2,474,499)	(1,179,738)	(1,070,396)	109,342	9%	
Economic Services		(802,656)	(478,573)	(501,525)	(22,952)	(5%)	
Other Property and Services		(65,281)	41,384	11,690	(29,694)	72%	
Total Operating Expenditure		(4,277,296)	(2,158,399)	(2,073,439)	84,960		
Funding Balance Adjustments							
Add back Depreciation		707,690	412,769	394,723	(18,046)	(4%)	
Adjust (Profit)/Loss on Asset Disposal	7	0	0	0	0		
Adjust Provisions and Accruals		0	0	0	0		
Net Cash from Operations		84,554	21,156	28,853	7,697		
Capital Revenues							
Grants, Subsidies and Contributions	9	498,820	329,917	329,917	0	0%	
Proceeds from Disposal of Assets	7	0	0	0	0		
Total Capital Revenues		498,820	329,917	329,917	0		
Capital Expenses							
Land and Buildings	8	0	0	0	0		
Infrastructure - Roads	8	(748,724)	(416,195)	(392,893)	23,302	6%	
Infrastructure - Bridges	8	(100,000)	0	0	0		
Plant and Equipment	8	(7,000)	0	0	0		
Furniture and Equipment	8	(2,000)	(1,000)	(968)	32	3%	
Total Capital Expenditure		(857,724)	(417,195)	(393,861)	23,334		
Net Cash from Capital Activities		(358,904)	(67,278)	(63,944)	23,334		
Financing							
Transfer from Reserves	5	0	0	0	0		
Repayment of Debentures		(69,957)	(34,762)	(34,762)	(0)	(0%)	
Transfer to Reserves	5	(2,283)	(750)	(921)	(171)	(23%)	
Net Cash from Financing Activities		(72,240)	(35,512)	(35,683)	(171)		
Net Operations, Capital and Financing		(346,590)	(101,634)	(70,774)	30,860		
Opening Funding Surplus(Deficit)	3	346,590	346,590	346,590	0	0%	
Closing Funding Surplus(Deficit)	3	(0)	244,956	275,816	30,860		

This statement is to be read in conjunction with the accompanying Financial Statements and notes.

SHIRE OF WANDEIRNG
NOTES TO THE STATEMENT OF FINANCIAL ACTIVITY
For the Period Ended 31 January 2018

1. SIGNIFICANT ACCOUNTING POLICIES

(a) Basis of Accounting

This statement comprises a special purpose financial report which has been prepared in accordance with Australian Accounting Standards (as they apply to local governments and not-for-profit entities), Australian Accounting Interpretations, other authoritative pronouncements of the Australian Accounting Standards Board, the Local Government Act 1995 and accompanying regulations. Material accounting policies which have been adopted in the preparation of this statement are presented below and have been consistently applied unless stated otherwise.

Except for cash flow and rate setting information, the report has also been prepared on the accrual basis and is based on historical costs, modified, where applicable, by the measurement at fair value of selected non-current assets, financial assets and liabilities.

Critical Accounting Estimates

The preparation of a financial report in conformity with Australian Accounting Standards requires management to make judgements, estimates and assumptions that effect the application of policies and reported amounts of assets and liabilities, income and expenses.

The estimates and associated assumptions are based on historical experience and various other factors that are believed to be reasonable under the circumstances; the results of which form the basis of making the judgements about carrying values of assets and liabilities that are not readily apparent from other sources. Actual results may differ from these estimates.

(b) The Local Government Reporting Entity

All Funds through which the Council controls resources to carry on its functions have been included in this statement.

In the process of reporting on the local government as a single unit, all transactions and balances between those funds (for example, loans and transfers between Funds) have been eliminated.

All monies held in the Trust Fund are excluded from the statement, but a separate statement of those monies appears at Note 10.

(c) Rounding Off Figures

All figures shown in this statement are rounded to the nearest dollar.

(d) Rates, Grants, Donations and Other Contributions

Rates, grants, donations and other contributions are recognised as revenues when the local government obtains control over the assets comprising the contributions. Control over assets acquired from rates is obtained at the commencement of the rating period or, where earlier, upon receipt of the rates.

(e) Goods and Services Tax

Revenues, expenses and as 0
GST incurred is not recoverable from the Australian Taxation Office (ATO).

Receivables and payables are stated inclusive of GST receivable or payable.
The net amount of GST recoverable from, or payable to, the ATO is included with receivables or payables in the statement of financial position.

Cash flows are presented on a gross basis. The GST components of cash flows arising from investing or financing activities which are recoverable from, or payable to, the ATO are presented as operating cash flows.

1. SIGNIFICANT ACCOUNTING POLICIES (Continued)

(f) Cash and Cash Equivalents

Cash and cash equivalents include cash on hand, cash at bank, deposits available on demand with banks and other short term highly liquid investments that are readily convertible to known amounts of cash and which are subject to an insignificant risk of changes in value and bank overdrafts.

Bank overdrafts are reported as short term borrowings in current liabilities in the statement of financial position.

(g) Trade and Other Receivables

Trade and other receivables include amounts due from ratepayers for unpaid rates and service charges and other amounts due from third parties for goods sold and services performed in the ordinary course of business.

Receivables expected to be collected within 12 months of the end of the reporting period are classified as current assets. All other receivables are classified as non-current assets.

Collectability of trade and other receivables is reviewed on an ongoing basis. Debts that are known to be uncollectible are written off when identified. An allowance for doubtful debts is raised when there is objective evidence that they will not be collectible.

(h) Inventories

General

Inventories are measured at the lower of cost and net realisable value.

Net realisable value is the estimated selling price in the ordinary course of business less the estimated costs of completion and the estimated costs necessary to make the sale.

Land Held for Resale

Land held for development and sale is valued at the lower of cost and net realisable value. Cost includes the cost of acquisition, development, borrowing costs and holding costs until completion of development. Finance costs and holding charges incurred after development is completed are expensed.

Gains and losses are recognised in profit or loss at the time of signing an unconditional contract of sale if significant risks and rewards, and effective control over the land, are passed on to the buyer at this point.

Land held for sale is classified as current except where it is held as non-current based on Council's intentions to release for sale.

(i) Fixed Assets

All assets are initially recognised at cost. Cost is determined as the fair value of the assets given as consideration plus costs incidental to the acquisition. For assets acquired at no cost or for nominal consideration, cost is determined as fair value at the date of acquisition. The cost of non-current assets constructed by the local government includes the cost of all materials used in the construction, direct labour on the project and an appropriate proportion of variable and fixed overhead.

Certain asset classes may be revalued on a regular basis such that the carrying values are not materially different from fair value. Assets carried at fair value are to be revalued with sufficient regularity to ensure the carrying amount does not differ materially from that determined using fair value at reporting date.

1. SIGNIFICANT ACCOUNTING POLICIES (Continued)

(j) Depreciation of Non-Current Assets

All non-current assets having a limited useful life are systematically depreciated over their useful lives in a manner which reflects the consumption of the future economic benefits embodied in those assets.

Depreciation is recognised on a straight-line basis, using rates which are reviewed each reporting period. Major depreciation rates and periods are:

Buildings	30 to 50 years
Furniture and equipment	4 to 10 years
Plant and equipment	5 to 15 years
Sealed roads and streets	
formation	not depreciated
pavement	50 years
seal	
- bituminous seals	20 years
- asphalt surfaces	25 years
Gravel roads	
formation	not depreciated
pavement	50 years
Formed roads (unsealed)	
formation	not depreciated
pavement	50 years
Footpaths - slab	20 years
Sewerage piping	100 years
Water supply piping and drainage systems	75 years

(k) Trade and Other Payables

Trade and other payables represent liabilities for goods and services provided to the Council prior to the end of the financial year that are unpaid and arise when the Council becomes obliged to make future payments in respect of the purchase of these goods and services. The amounts are unsecured, are recognised as a current liability and are normally paid within 30 days of recognition.

(l) Employee Benefits

The provisions for employee benefits relates to amounts expected to be paid for long service leave, annual leave, wages and salaries and are calculated as follows:

(i) Wages, Salaries, Annual Leave and Long Service Leave (Short-term Benefits)

The provision for employees' benefits to wages, salaries, annual leave and long service leave expected to be settled within 12 months represents the amount the Shire has a present obligation to pay resulting from employees services provided to balance date. The provision has been calculated at nominal amounts based on remuneration rates the Shire expects to pay and includes related on-costs.

1. SIGNIFICANT ACCOUNTING POLICIES (Continued)

(ii) Annual Leave and Long Service Leave (Long-term Benefits)
The liability for long service leave is recognised in the provision for employee benefits and measured as the present value of expected future payments to be made in respect of services provided by employees up to the reporting date using the project unit credit method. Consideration is given to expected future wage and salary levels, experience of employee departures and periods of service. Expected future payments are discounted using market yields at the reporting date on national government bonds with terms to maturity and currency that match as closely as possible, the estimated future cash outflows. Where the Shire does not have the unconditional right to defer settlement beyond 12 months, the liability is recognised as a current liability.

(m) Interest-bearing Loans and Borrowings

All loans and borrowings are initially recognised at the fair value of the consideration received less directly attributable transaction costs.

After initial recognition, interest-bearing loans and borrowings are subsequently measured at amortised cost using the effective interest method. Fees paid on the establishment of loan facilities that are yield related are included as part of the carrying amount of the loans and borrowings.

Borrowings are classified as current liabilities unless the Council has an unconditional right to defer settlement of the liability for at least 12 months after the balance sheet date.

Borrowing Costs

Borrowing costs are recognised as an expense when incurred except where they are directly attributable to the acquisition, construction or production of a qualifying asset. Where this is the case, they are capitalised as part of the cost of the particular asset.

(n) Provisions

Provisions are recognised when: The council has a present legal or constructive obligation as a result of past events; it is more likely than not that an outflow of resources will be required to settle the obligation; and the amount has been reliably estimated. Provisions are not recognised for future operating losses.

Where there are a number of similar obligations, the likelihood that an outflow will be required in settlement is determined by considering the class of obligations as a whole. A provision is recognised even if the likelihood of an outflow with respect to any one of item included in the same class of obligations may be small.

1. SIGNIFICANT ACCOUNTING POLICIES (Continued)

(o) Current and Non-Current Classification

In the determination of whether an asset or liability is current or non-current, consideration is given to the time when each asset or liability is expected to be settled. The asset or liability is classified as current if it is expected to be settled within the next 12 months, being the Council's operational cycle. In the case of liabilities where Council does not have the unconditional right to defer settlement beyond 12 months, such as vested long service leave, the liability is classified as current even if not expected to be settled within the next 12 months. Inventories held for trading are classified as current even if not expected to be realised in the next 12 months except for land held for resale where it is held as non current based on Council's intentions to release for sale.

(p) Nature or Type Classifications

Rates

All rates levied under the Local Government Act 1995. Includes general, differential, specific area rates, minimum rates, interim rates, back rates, ex-gratia rates, less discounts offered. Exclude administration fees, interest on instalments, interest on arrears and service charges.

Operating Grants, Subsidies and Contributions

Refer to all amounts received as grants, subsidies and contributions that are not non-operating grants.

Non-Operating Grants, Subsidies and Contributions

Amounts received specifically for the acquisition, construction of new or the upgrading of non-current assets paid to a local government, irrespective of whether these amounts are received as capital grants, subsidies, contributions or donations.

Profit on Asset Disposal

Profit on the disposal of assets including gains on the disposal of long term investments.
Losses are disclosed under the expenditure classifications.

Fees and Charges

Revenues (other than service charges) from the use of facilities and charges made for local government services, rentals, hire charges, fee for service, photocopying charges, licences, sale of goods or information, fines, penalties and administration fees. Local governments may wish to disclose more detail such as rubbish collection fees, rental of property, fines and penalties, other fees and charges.

Service Charges

Service charges imposed under Division 6 of Part 6 of the Local Government Act 1995. Regulation 54 of the Local Government (Financial Management) Regulations 1996 identifies the These are television and radio broadcasting, underground electricity and neighbourhood surveillance services. Exclude rubbish removal charges. Interest and other items of a similar nature received from bank and investment accounts, interest on rate instalments, interest on rate arrears and interest on debtors.

Interest Earnings

Interest and other items of a similar nature received from bank and investment accounts, interest on rate instalments, interest on rate arrears and interest on debtors.

Other Revenue / Income

Other revenue, which can not be classified under the above headings, includes dividends, discounts, rebates etc.

Employee Costs

All costs associate with the employment of person such as salaries, wages, allowances, benefits such as vehicle and housing, superannuation, employment expenses, removal expenses, relocation expenses, worker's compensation insurance, training costs, conferences, safety expenses, medical examinations, fringe benefit tax, etc.

1. SIGNIFICANT ACCOUNTING POLICIES (Continued)

Materials and Contracts
All expenditures on materials, supplies and contracts not classified under other headings. These include supply of goods and materials, legal expenses, consultancy, maintenance agreements, communication expenses, advertising expenses, membership, periodicals, publications, hire expenses, rental, leases, postage and freight etc. Local governments may wish to disclose more detail such as contract services, consultancy, information technology, rental or lease expenditures.

Utilities (Gas, Electricity, Water, etc.)
Expenditures made to the respective agencies for the provision of power, gas or water. Exclude expenditures incurred for the reinstatement of roadwork on behalf of these agencies.

(q) Nature or Type Classifications (Continued)

Insurance
All insurance other than worker's compensation and health benefit insurance included as a cost of employment.

Loss on asset disposal
Loss on the disposal of fixed assets.

Depreciation on non-current assets
Depreciation expense raised on all classes of assets.

Interest expenses
Interest and other costs of finance paid, including costs of finance for loan debentures, overdraft accommodation and refinancing expenses.

Other expenditure
Statutory fees, taxes, provision for bad debts, member's fees or levies including WA Fire Brigade Levy and State taxes. Donations and subsidies made to community groups.

SHIRE OF WANDERING
NOTES TO THE STATEMENT OF FINANCIAL ACTIVITY
For the Period Ended 31 January 2018

Note 2: EXPLANATION OF MATERIAL VARIANCES

Reporting Program	Var. $	Var. %	Var.	Timing/ Permanent	Explanation of Variance
Operating Revenues	$	%			
Governance	0				
General Purpose Funding - Rates	9,033	0.96%			
General Purpose Funding - Other	(100,644)	(40.69%)	▲	Permanent	$19,000 Grants Commission Bridges not included in Budget
			▼	Permanent	$120,000 budget error on FAG's allocation due to advance payment made last financial year. EOY will be $235,800.
Law, Order and Public Safety	(3,858)	(15.31%)			
Health	3,495	601.61%			
Education and Welfare	0				
Housing	(85)	(0.36%)			
Community Amenities	2,427	6.57%			
Recreation and Culture	224	49.23%			
Transport	(22,811)	(42.68%)	▼	Permanent	Reduction on MRD Direct Grant - expenditure on Tree Pruning also reduced.
Economic Services	44,954	10.64%	▲	Permanent	$13,910 Feral Pig Funding Transferred from Trust $7,150 Insurance Reimbursement for Storm Damage Office $31,000 Diesel Fuel Sales exceeding budget expection
			▼	Permanent	$8,750 CRC Grants budgeted to be received in 17/18 were received last financial year 16/17
Other Property and Services	8,148	42.34%	▲	Timing	Fuel Rebate is more than expected.
Operating Expense					
Governance	4,041	3.47%			
General Purpose Funding	(4,187)	(7.72%)			
Law, Order and Public Safety	(1,860)	(2.19%)			
Health	(2,661)	(14.90%)			
Education and Welfare	1,359	62.23%	▲	Timing	Expenses relating to "other education" is less than expected
Housing	10,964	37.14%	▲	Timing	Proposed paving for 1 Dowsett Street postponed to 18/19
Community Amenities	11,016	9.16%			
Recreation and Culture	9,593	8.29%			
Transport	109,342	9.27%		Timing	Under budget on Rural Maintenance Works due to reduction in FAG's Road Funding grant and wages costings overstated in Budget.
Economic Services	(22,952)	(4.80%)	▼	Permanent	$14,000 Additional Feral Pig expenditure, see corresponding gain in revenue.
			▼	Timing	$19,846 additional expenditure on Fuel Stock, see corresponding gain in revenue.
Other Property and Services	(29,694)	71.75%	▼	Timing	$30,085 unexpected expenditure on CAT Loader
Capital Revenues					
Grants, Subsidies and Contributions	0	0.00%			
Proceeds from Disposal of Assets	0				
Capital Expenses					
Land and Buildings					
Infrastructure - Roads	23,302	5.60%	▲	Permanent	Underbudget on Tree Pruning project due to reduced direct grant
Infrastructure - Parks & Ovals					
Plant and Equipment	0				
Furniture and Equipment	32	3.16%			

SHIRE OF WANDERING
NOTES TO THE STATEMENT OF FINANCIAL ACTIVITY
For the Period Ended 31 January 2018

Note 3: NET CURRENT FUNDING POSITION

	Note	YTD 31 Jan 2018	Last Period YTD 31 Dec 2017	YTD 31 Jan 2017
		Positive=Surplus (Negative=Deficit)		
		$	$	$
Current Assets				
Cash Unrestricted	4	224,145	253,621	303,002
Cash Restricted	4	284,623	284,382	349,064
Receivables - Rates	6	94,458	118,794	79,666
Receivables -Other	6	125,806	38,925	71,741
Inventories		74,978	112,941	0
		804,010	808,663	803,473
Less: Current Liabilities				
Payables		(156,543)	(137,258)	(262,006)
Provisions		(126,018)	(99,306)	74,351
		(282,561)	(236,564)	(187,655)
Less: Cash Reserves	7	(284,623)	(284,382)	(349,064)
Add: Leave Entitlements Cash Backed		38,990	38,973	0
Net Current Funding Position		**275,816**	**326,690**	**266,754**

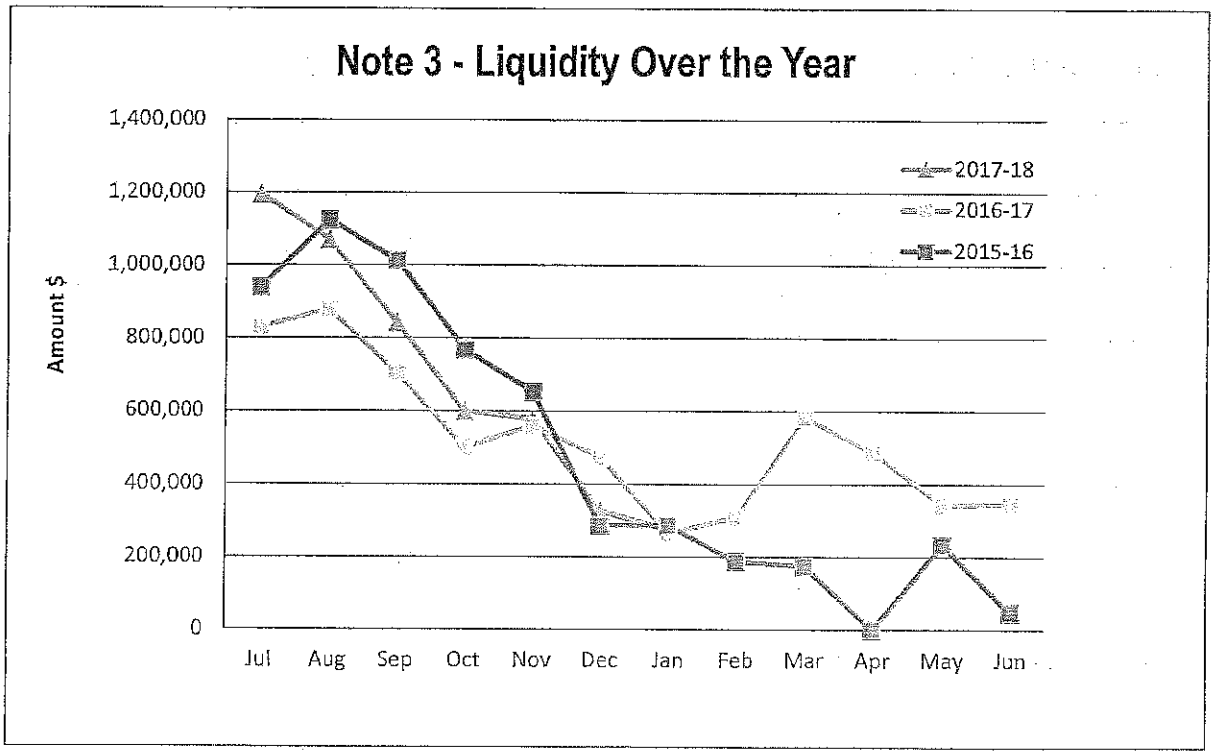

SHIRE OF WANDERING
NOTES TO THE STATEMENT OF FINANCIAL ACTIVITY
For the Period Ended 31 January 2018

Note 4: CASH AND INVESTMENTS

	Interest Rate	Unrestricted $	Restricted $	Trust $	Total Amount $	Institution	Maturity Date
(a) Cash Deposits							
Municipal Bank Account	0.00%	88,487			88,487	WBC	At Call
Cash Investment Account	0.50%	134,558	284,623		419,181	WBC	At Call
Trust Bank Account	0.00%			24,260	24,260	WBC	At Call
Cash on Hand	0.00%	1,100			1,100		On Hand
(b) Term Deposits							
Municipal							
Reserves							
(c) Treasury							
Total		224,145	284,623	24,260	533,028		

Note 5: Cash Backed Reserve

2017-18 Name	Opening Balance	Budget Interest Earned	Actual Interest Earned	Budget Transfers In (+)	Actual Transfers In (+)	Budget Transfers Out (-)	Actual Transfers Out (-)	Budget Closing Balance	Actual YTD Closing Balance
	$	$	$	$	$	$	$	$	$
Office Equipment Reserve	34,642	400	112	344	0	0	0	35,386	34,754
Leave Reserve	38,864	500	126	385	0	0	0	39,749	38,990
Land & Buildings Reserve	5,440	50	18	54	0	0	0	5,544	5,458
Plant replacement Reserve	204,757	1,366	665	1,500	0	0	0	207,623	205,422
	283,703	2,316	921	2,283	0	0	0	288,302	284,623



SHIRE OF WANDERING
NOTES TO THE STATEMENT OF FINANCIAL ACTIVITY
For the Period Ended 31 January 2018

Note 6: RECEIVABLES

Receivables - Rates Receivable

	YTD 31 Jan 2018	30 June 2016
	$	$
Opening Arrears Previous Years	33,729	20,627
Rates -levied this year	975,620	
Rubbish - levied this year	29,222	
ESL - levied this year	30,000	
TOTAL - RATES/RUBBISH/ESL	1,034,842	928,909
Discounts Given	(41,545)	(35,676)
Less Collections to date	(932,568)	(880,131)
Equals Current Outstanding	94,458	33,729
Net Rates Collectable	94,458	33,729
% Collected	90.80%	96.31%

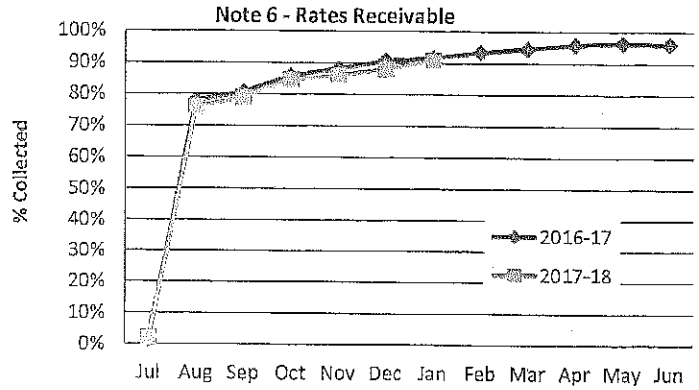

Comments/Notes - Receivables Rates

Receivables - General

	Current	> 30 Days	> 60 Days	> 90 Days
	$	$	$	$
Receivables - General	96,279	2,202	21,219	6,107

Total Receivables General Outstanding 125,806

Amounts shown above include GST (where applicable)

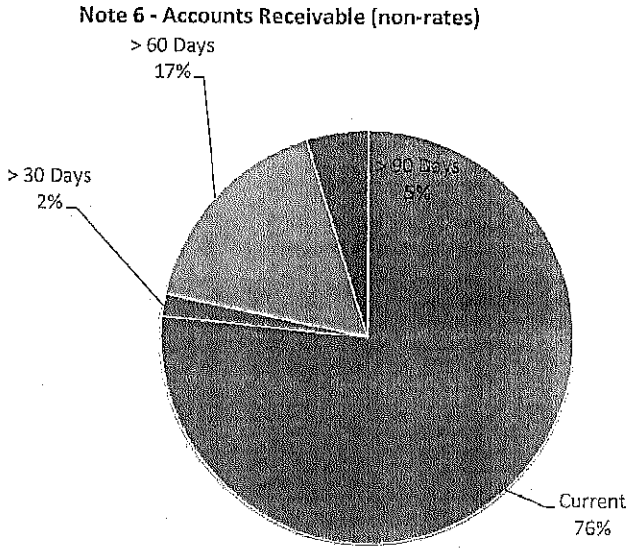

Comments/Notes - Receivables General

SHIRE OF WANDERING
NOTES TO THE STATEMENT OF FINANCIAL ACTIVITY
For the Period Ended 31 January 2018

Note 7: CAPITAL DISPOSALS

Actual YTD Profit/(Loss) of Asset Disposal				Disposals	Current Budget YTD 31 01 2018		
Cost	Accum Depr	Proceeds	Profit (Loss)		Annual Budget Profit/(Loss)	Actual Profit/(Loss)	Variance
$	$	$	$		$	$	$
0	0	0	0		0	0	0

Note 8: CAPITAL ACQUISITIONS

% of Completion	Level of Completion Indicator	Infrastructure Assets	YTD 31 01 2018 Annual Budget	YTD Budget	YTD Actual	Variance (Under)/Over
		Land & Buildings				
0%	○		0	0	0	0
		Land & Buildings Total	**0**	**0**	**0**	**0**
		Plant & Machinery				
0%	○	Weighing System	(7,000)	0	0	0
		Plant & Machinery Total	**(7,000)**	**0**	**0**	**0**
		Roads				
		Regional Road Group Construction				0
20%	○	North Bannister Wandering Rd - Reconstruct, widen, 2 coat sea - Stage 1	(322,529)	(53,000)	(52,400)	600
100%	◉	North Bannister Wandering Rd - Reconstruct, widen, 2 coat seal - Stage 2	(271,202)	(271,202)	(266,809)	4,394
100%	◉	Wandering Pingelly Rd - Tree Pruning	(51,993)	(51,993)	(35,000)	16,993
		Roads to Recovery				
0%	○	Down St/Dunmall Dr - Reseal	(30,000)	0	0	0
75%	◉	Intersection Wandering/Bannister Rd & Ricks Rd - construct to 7m wide, 2 coat seal	(53,000)	(20,000)	(18,942)	1,058
100%	◉	Mulching	(20,000)	(20,000)	(19,743)	257
		Roads Total	**(748,724)**	**(416,195)**	**(392,893)**	**23,302**
		Bridges				
0%	○	Corraring Bridge	(100,000)	0	0	0
		Bridges Total	**(100,000)**	**0**	**0**	**0**
		Furniture & Equipment				
50%	◎	Office Equipment	(2,000)	(1,000)	(968)	32
		Furniture & Equipment Total	**(2,000)**	**(1,000)**	**(968)**	**32**
		Capital Expenditure Total	**(857,724)**	**(417,195)**	**(393,861)**	**23,334**

SHIRE OFWANDERING
NOTES TO THE STATEMENT OF FINANCIAL ACTIVITY
For the Period Ended 31 January 2018

Note 9: GRANTS AND CONTRIBUTIONS

Program/Details	Approval	2017-18 Budget	Variations Additions (Deletions)	Operating	Capital	Recoup Status	
						Received	Not Received
	(Y/N)	$	$	$	$	$	$
GENERAL PURPOSE FUNDING							
Equalisation Grant	Y	263,372	(126,911)	136,461	0	65,211	71,250
Local Road Grant	Y	213,892	(108,897)	104,995	0	52,498	52,498
Grants Commissiont - Bridges	Y	0	19,000	0	19,000	19,000	0
LAW, ORDER, PUBLIC SAFETY							
ESL Maintenance Grant	Y	30,600	(7,650)	22,950	0	15,300	7,650
TRANSPORT							
Direct Grant	Y	51,993	(22,050)	29,943	0	29,943	0
Regional Road Group	Y	395,820	0	0	395,820	316,655	79,165
MRD Storm Damage Funding	Y	1,322,937	0	1,322,937	0	0	1,322,937
Roads to Recovery	Y	103,000	0	0	103,000	13,262	89,738
ECONOMIC SERVICES							
Community Resource Centre - Delivery Grant	Y	101,214	0	101,214	0	77,549	0
CRC - Centrelink	Y	4,882	0	4,882	0	4,882	0
CRC - Trainee Grant	Y	30,279	0	30,279	0	16,500	13,779
CRC - Other Grants	Y	3,000	0	3,000	0	0	0
Community Development Grant	Y	8,750	0	8,750	0	0	0
TOTALS		**2,529,739**	**(246,508)**	**1,765,411**	**517,820**	**610,800**	**1,637,016**

Operating	Operating	2,030,919	(265,508)		261,882
Non-Operating	Non-operating	498,820	0		329,917
		2,529,739	(265,508)		591,800

SHIRE OF WANDERING
NOTES TO THE STATEMENT OF FINANCIAL ACTIVITY
For the Period Ended 31 January 2018

Note 10: TRUST FUND

Funds held at balance date over which the Shire has no control and which are not included in this statement are as follows:

Description	Opening Balance 1 Jul 17	Amount Received	Amount Paid	Closing Balance 31 Jan 18
	$	$	$	$
Councillor Nomination Deposits	0	240	(240)	0
Cleaning Bonds	2,000	650	(500)	2,150
Town Planning Bonds	12,613	1,000	(3,000)	10,613
Fire Brigade Donations	3,340	0	0	3,340
Declared Species Group	31,717	350	(23,910)	8,157
	49,670	2,240	(27,650)	24,260

SHIRE OF WANDERING
APPENDIX A - DETAILED OPERATING SCHEDULE
For the Period Ended 31 January 2018

COA	Description	17/18 Budget	YTD Budget	YTD Actual	Variance ($)
GOVERNANCE					
Members of Council					
E04101	Members Conference Expenses	(12,000)	(7,000)	(4,760)	2,240
E04102	Council Election Expenses	(5,000)	(2,912)	(1,061)	1,851
E04103	President's Allowance	(4,000)	(2,331)	(2,000)	331
E04104	Members Refreshments	(6,000)	(3,500)	(4,199)	(699)
E04105	Members - Insurance	(5,372)	(5,372)	(5,400)	(28)
E04106	Members - Subscriptions, Donations	(15,725)	(15,725)	(15,048)	677
E04109	Members Sitting Fees	(500)	(287)	(431)	(144)
E04112	Maintenance - Council Chambers	(1,443)	(833)	(493)	340
E04113	Members Other Expenditure	(14,000)	(8,162)	(4,961)	3,201
E04198	Depreciation	0	0	0	0
E04199	Administration Allocated	(120,817)	(70,476)	(74,203)	(3,727)
Sub-total: Members of Council		(184,857)	(116,598)	(112,557)	4,041
NET RETURN : GOVERNANCE		(184,857)	(116,598)	(112,557)	4,041
GENERAL PURPOSE FUNDING					
Rates					
R03103	General Rates Levied	975,619	975,619	980,533	4,914
R03104	Ex-Gratia Rates Received	2,692	2,692	2,692	0
R03105	Penalty Interest Raised on Rates	3,000	1,750	4,183	2,433
R03108	Instalment Interest Received	2,184	1,274	1,625	351
R03109	Rates Administration Fee Received	2,400	1,400	2,648	1,248
R03120	Less Discount on Rates	(41,545)	(41,545)	(37,426)	4,119
Total Revenue		944,350	941,190	954,255	13,065
E03100	Minor Rate Expenses	0	0	(346)	(346)
E03101	Valuation Expenses and Title Searches	(6,000)	(3,500)	(389)	3,111
E03199	Administration Allocated	(48,636)	(28,371)	(31,149)	(2,778)
Total Expenditure		(54,636)	(31,871)	(31,884)	(13)
Sub-total: Rates		889,714	909,319	922,371	13,052
General Purpose Grants					
R03201	Grants Commission - General	263,372	131,686	65,211	(66,475)
R03202	Grants Commission - Roads	213,892	106,946	52,498	(54,449)
R03203	Grants Commission - Bridges	0	0	19,000	19,000
R03250	Interest Received - Municipal	410	238	202	(36)
R03251	Interest Received - Reserve Funds	3,500	2,037	921	(1,116)
R03252	Interest Received - Short Term Investments	3,500	2,037	436	(1,601)
Total Revenue		484,674	242,944	138,268	(104,676)
E03290	Other General Purpose Funding Expenses	(10,000)	(10,331)	(13,880)	(3,549)
E03299	Administration Allocated	(20,626)	(12,026)	(12,651)	(625)
Total Expenditure		(30,626)	(22,357)	(26,531)	(4,174)
Sub-total: General Financing		454,048	220,587	111,737	(108,850)
NET RETURN : GENERAL PURPOSE FUNDING		1,343,762	1,129,906	1,034,108	(95,798)

SHIRE OF WANDERING
APPENDIX A - DETAILED OPERATING SCHEDULE
For the Period Ended 31 January 2018

COA	Description	17/18 Budget	YTD Budget	YTD Actual	Variance ($)
LAW, ORDER & PUBLIC SAFETY					
Fire Prevention					
R05100	DFES Grants	30,600	20,196	15,300	(4,896)
R05101	ESL Administration Fee	4,000	4,000	4,000	0
R05102	Fines and Penalties - Fire Prevention	720	120	769	649
Total Revenue		35,320	24,316	20,069	(4,248)
E05100	Purchase of Plant & Equipment <$1,200 per item	(4,000)	(666)	0	666
E05101	Maintenance of Plant and Equipment	(750)	(434)	0	434
E05102	Maintenance of Vehicles/Trailers/Boats	(8,881)	(5,173)	(4,891)	282
E05103	Maintenance of Land and Buildings	(4,316)	(2,513)	(913)	1,600
E05104	Clothing and Accessories	(3,000)	(500)	0	500
E05105	Utilities, Rates and Taxes	(1,500)	(875)	(725)	150
E05106	Other Goods and Services	(2,000)	(1,162)	(485)	677
E05107	Insurances	(7,569)	(7,569)	(7,471)	98
E05190	Other Fire Control Expenses	(7,719)	(6,501)	(6,617)	(116)
E05198	Depreciation	(49,778)	(29,036)	(28,599)	437
E05199	Administration Allocated	(25,520)	(14,882)	(23,597)	(8,715)
Total Expenditure		(115,033)	(69,311)	(73,297)	(3,986)
Sub-total: Fire Prevention		(79,713)	(44,995)	(53,228)	(8,233)
Animal Control					
R05201	Fines and Penalties - Animal Control	300	175	5	(170)
R05202	Dog Registration Fees	1,800	1,300	1,696	396
R05203	Cat Registration Fees	100	56	120	64
Total Revenue		2,200	1,531	1,821	290
E05200	Ranger Services	(12,000)	(7,000)	(5,100)	1,900
E05290	Other Animal Control Expenses	(1,483)	(861)	(235)	626
E05299	Administration Allocated	(6,946)	(4,046)	(4,363)	(317)
Total Expenditure		(20,429)	(11,907)	(9,697)	2,210
Sub-total: Animal Control		(18,229)	(10,376)	(7,876)	2,500
Other Law & Order					
		0	0	0	0
Total Revenue		0	0	0	0
E05300	CCTV Camera Maintenance	(1,200)	(1,200)	(1,200)	0
E05398	Depreciation of CCTV Camera	(2,574)	(1,498)	(1,514)	(16)
E05399	Administration Allocated	(1,996)	(1,162)	(1,230)	(68)
Total Expenditure		(5,770)	(3,860)	(3,944)	(84)
Sub-total: Other Law & Order		(5,770)	(3,860)	(3,944)	(84)
NET RETURN: LAW, ORDER & PUBLIC SAFETY		(103,712)	(59,231)	(65,049)	(5,818)

SHIRE OF WANDERING
APPENDIX A - DETAILED OPERATING SCHEDULE
For the Period Ended 31 January 2018

COA	Description	17/18 Budget	YTD Budget	YTD Actual	Variance ($)
HEALTH					
Administration and Inspection					
E07400	Consultant Health Surveyor	(16,500)	(9,625)	(11,044)	(1,419)
E07401	Analytical Expenses	(400)	(231)	0	231
E07490	Other Preventative Services Expenses	(282)	(161)	(296)	(135)
E07499	Administration Allocated	(9,373)	(5,467)	(5,870)	(403)
Total Expenditure		(26,555)	(15,484)	(17,210)	(1,726)
Sub-total: Administration and Inspection		(26,555)	(15,484)	(17,210)	(1,726)
Preventative Services - Pest Control					
E07599	Administration Allocated	(751)	(434)	(1,689)	(1,255)
Sub-total: Preventative Services - Pest Control		(751)	(434)	(1,689)	(1,255)
Preventative Services - Other					
E07699	Administration Allocated	(1,374)	(798)	(873)	(75)
Sub-total: Preventative Services - Other		(1,374)	(798)	(873)	(75)
Other Health					
R07701	Income Relating to Other Health	1,000	581	4,076	3,495
Total Revenue		1,000	581	4,076	3,495
E07790	Expenses Relating to Other Health	(1,500)	(875)	(469)	406
E07799	Administration Allocated	(462)	(266)	(278)	(12)
Total Expenditure		(1,962)	(1,141)	(747)	394
Sub-total: Other Health		(962)	(560)	3,329	3,889
NET RETURN: HEALTH		(29,642)	(17,276)	(16,442)	834
EDUCATION & WELFARE					
Education					
E08290	Other Expenses Relating to Other Education	(2,916)	(1,694)	(309)	1,385
E08299	Administration Allocated	(116)	(63)	(79)	(16)
Sub-total: Education		(3,032)	(1,757)	(389)	1,368
Welfare					
E08699	Administration Allocated	(738)	(427)	(436)	(9)
Sub-total: Welfare		(738)	(427)	(436)	(9)
NET RETURN: EDUCATION & WELFARE		(3,770)	(2,184)	(825)	1,359

SHIRE OF WANDERING
APPENDIX A - DETAILED OPERATING SCHEDULE
For the Period Ended 31 January 2018

COA	Description	17/18 Budget	YTD Budget	YTD Actual	Variance ($)
HOUSING					
Staff Housing					
Total Revenue		0	0	0	0
E09101	Maintenance - 13 Dunmall Drive	(13,259)	(7,721)	(12,561)	(4,840)
E09102	Maintenance - 19 Humes Way	(5,151)	(2,996)	(3,511)	(515)
E09103	Maintenance - 14 Down Street	(26,384)	(6,379)	(3,480)	2,899
E09104	Maintenance - 1 Dowsett Street	(13,306)	(7,749)	(2,145)	5,604
E09196	Housing Cost Reallocated to Works and Services	62,630	36,533	37,506	973
E09198	Depreciation	(32,118)	(18,732)	(13,686)	5,046
E09199	Administration Allocated	(7,921)	(4,620)	(4,957)	(337)
Total Expenditure		(35,509)	(11,664)	(2,834)	8,830
Sub-total: Staff Housing		(35,509)	(11,664)	(2,834)	8,830
Other Housing					
R09126	Rental Income - 7 Gnowing St	9,100	5,306	5,250	(56)
R09127	Rental Income - 5 Dunmall Drive	31,200	18,200	18,171	(29)
Total Revenue		40,300	23,506	23,421	(85)
E09105	Maintenance - 1 Michibin Street	(4,045)	(2,338)	(2,124)	214
E09106	Maintenance - 7 Gnowing Street	(2,630)	(1,526)	(1,086)	440
E09201	Maintenance - 5 Dunmall Drive	(2,913)	(1,694)	(2,226)	(532)
E09202	Interest Charges	(8,521)	(4,970)	(4,150)	820
E09298	Depreciation	(12,564)	(7,329)	(6,138)	1,191
Total Expenditure		(30,673)	(17,857)	(15,723)	2,134
Sub-total: Other Housing		9,627	5,649	7,698	2,049
NET RETURN : HOUSING		(25,882)	(6,015)	4,864	10,879
COMMUNITY AMENITIES					
Sanitation - Household Refuse					
R10101	Domestic Refuse Collection Fees	24,000	24,000	27,660	3,660
R10102	Domestic Refuse Collection Fees - Season Pass	3,100	3,100	3,751	651
R10190	Household waste Fees & Charges	500	287	68	(219)
Total Revenue		27,600	27,387	31,479	4,092
E10101	Domestic Refuse Collection	(19,000)	(9,781)	(7,922)	1,859
E10102	Recycling Service - Domestic	(7,700)	(4,487)	(3,785)	702
E10103	Refuse Site Maintenance Costs	0	0	(1,525)	(1,525)
E10104	Bulk Recycling	(6,000)	(3,500)	(2,566)	934
E10190	Transfer Station Bin Collections	(30,000)	(17,500)	(16,253)	1,247
E10199	Administration Allocated	(14,067)	(8,204)	(8,804)	(600)
Total Expenditure		(76,767)	(43,472)	(40,855)	2,617
Sub-total: Sanitation		(49,167)	(16,085)	(9,376)	6,709

SHIRE OF WANDERING
APPENDIX A - DETAILED OPERATING SCHEDULE
For the Period Ended 31 January 2018

COA	Description	17/18 Budget	YTD Budget	YTD Actual	Variance ($)
Sanitation - Other					
R10201	Commercial Refuse Collection Fees	4,000	4,000	2,118	(1,883)
R10204	Drum Muster Income	2,050	1,190	1,518	328
R10290	Commercial waste Fees & Charges	3,000	1,750	2,793	1,043
R10291	Recycling Waste Fees & Charges	0	0	41	41
R10293	White goods waste Fees & Charges	0	0	35	35
R10294	Car bodies & Tyres Waster Fees & Charges	0	0	329	329
Total Revenue		9,050	6,940	6,833	(107)
E10201	Commercial Refuse Collection	(200)	(112)	(1,723)	(1,611)
E10202	Bulk Recycling at Transfer Station	(200)	(112)	0	112
E10203	Street Bin Collection Expenses	(9,000)	(5,250)	(1,398)	3,852
E10204	DrumMuster	(2,000)	(1,162)	(1,095)	67
E10298	Depreciation	(3,276)	(1,911)	(4,223)	(2,312)
E10299	Administration Allocated	(12,819)	(7,476)	(7,892)	(416)
Total Expenditure		(27,495)	(16,023)	(16,331)	(308)
Sub-total: Sanitation - Other		(18,445)	(9,083)	(9,498)	(415)
Sewerage					
R10390	Income Relating to Sewerage	1,000	581	0	(581)
Total Revenue		1,000	581	0	(581)
E10390	Expenses Relating to Sewerage	(500)	(287)	0	287
E10399	Administration Allocated	(1,578)	(917)	(992)	(75)
Total Expenditure		(2,078)	(1,204)	(992)	212
Sub-total: Sewerage		(1,078)	(623)	(992)	(369)
Urban Stormwater Drainage					
E10490	Expenses Relating to Urban Stormwater Drainage	(500)	(287)	(254)	33
E10499	Administration Allocated	(650)	(378)	(436)	(58)
Sub-total: Urban Stormwater Drainage		(1,150)	(665)	(690)	(25)
Protection of the Environment					
E10501	Removal of Abandoned Vehicles	(500)	(287)	0	287
E10599	Administration Allocated	(4,302)	(2,506)	(2,657)	(151)
Sub-total: Protection of the Environment		(4,802)	(2,793)	(2,657)	136
Town Planning and Regional Development					
R10601	Town Planning Fees & Charges	2,000	1,162	1,060	(102)
Total Revenue		2,000	1,162	1,060	(102)
E10601	Planning Consultant Fees	(5,000)	(2,912)	0	2,912
E10602	Town Planning Advertising	0	0	(387)	(387)
E10699	Administration Allocated	(41,938)	(24,458)	(25,816)	(1,360)
Total Expenditure		(46,938)	(27,370)	(26,206)	1,164
Sub-total: Town Planning and Regional Development		(44,938)	(26,208)	(25,146)	1,062

SHIRE OF WANDERING
APPENDIX A - DETAILED OPERATING SCHEDULE
For the Period Ended 31 January 2018

COA	Description	17/18 Budget	YTD Budget	YTD Actual	Variance ($)
Other Community Amenities					
R10705	Cemetery Fees & Charges	1,500	875	0	(875)
Total Revenue		1,500	875	0	(875)
E10701	Public Conveniences - Watts Street	(23,590)	(13,755)	(7,251)	6,504
E10702	Public Conveniences - Pumphreys Bridge	(8,118)	(4,718)	(6,237)	(1,519)
E10705	Cemetery Maintenance	(500)	(287)	(787)	(500)
E10790	Expenses Relating to Other Community Amenities	(500)	(287)	0	287
E10798	Depreciation	(9,491)	(5,530)	(2,812)	2,718
E10799	Administration Allocated	(7,153)	(4,172)	(4,442)	(270)
Total Expenditure		(49,352)	(28,749)	(21,530)	7,219
Sub-total: Other Community Amenities		(47,852)	(27,874)	(21,530)	6,344
NET RETURN: COMMUNITY AMENITIES		(167,432)	(83,331)	(69,888)	13,443
RECREATION & CULTURE					
Public Halls and Civic Centre					
R11101	Community Centre Fees & Charges	1,000	167	32	(135)
Total Revenue		1,000	167	32	(135)
E11101	Wandering Community Centre	(29,233)	(12,045)	(11,452)	593
E11198	Depreciation	(12,854)	(7,497)	(6,960)	537
E11199	Administration Allocated	(13,712)	(7,994)	(8,487)	(493)
Total Expenditure		(55,799)	(27,536)	(26,900)	636
Sub-total: Public Halls and Civic Centre		(54,799)	(27,369)	(26,868)	501
Other Recreation and Sport					
R11390	Other Recreation Fees & Charges	500	287	545	258
Total Revenue		500	287	545	258
E11300	Public Parks, Gardens & Reserves	(26,346)	(20,358)	(21,339)	(981)
E11301	Community Centre Oval	(16,865)	(8,328)	(6,442)	1,886
E11302	Cheetaning Street Oval	(2,860)	(1,659)	(1,012)	647
E11303	Wandering Tennis Courts	(1,988)	(1,155)	(1,291)	(136)
E11305	Bowling Green	(1,682)	(973)	(1,008)	(35)
E11306	Playgrounds	(6,799)	(3,955)	(2,324)	1,631
E11307	Skate Park Maintenance	(3,089)	(1,799)	(980)	819
E11398	Depreciation	(40,527)	(23,639)	(22,371)	1,268
E11399	Administration Allocated	(8,903)	(5,187)	(5,552)	(365)
Total Expenditure		(109,059)	(67,053)	(62,320)	4,733
Sub-total: Other Recreaton and Sport		(108,559)	(66,766)	(61,774)	4,992
Television and Broadcasting					
E11498	Depreciation	(701)	(406)	(412)	(6)
Sub-total: Television and Broadcasting		(701)	(406)	(412)	(6)

SHIRE OF WANDERING
APPENDIX A - DETAILED OPERATING SCHEDULE
For the Period Ended 31 January 2018

COA	Description	17/18 Budget	YTD Budget	YTD Actual	Variance ($)
Libraries					
E11500	Council Contribution to Library Operations	(9,500)	(9,500)	(9,500)	0
E11590	Other Library Expenses	0	0	(60)	(60)
Sub-total: Libraries		(9,500)	(9,500)	(9,560)	(60)
Other Culture					
R11690	Other Cultural Fees & Charges	0	0	100	100
Total Revenue		0	0	100	100
E11601	Community Events	(9,219)	(5,376)	(399)	4,977
E11698	Depreciation	(2,397)	(1,393)	(1,727)	(334)
E11699	Administration Allocated	(7,658)	(4,466)	(4,799)	(333)
Total Expenditure		(19,274)	(11,235)	(6,925)	4,310
Sub-total: Other Culture		(19,274)	(11,235)	(6,824)	4,411
NET RETURN: RECREATION & CULTURE		(192,833)	(115,276)	(105,459)	9,817
TRANSPORT					
Roads & Streets					
R12200	Grant - Regional Road Group	395,820	316,655	316,655	0
R12201	Grant - Roads to Recovery	103,000	13,262	13,262	0
R12204	Grant - MRWA Direct	51,993	51,993	29,943	(22,050)
R12210	Grant - Storm & Flood Damage	1,322,937	0	0	0
R12290	Other Roads Income	2,500	1,456	694	(762)
Total Revenue		1,876,250	383,366	360,555	(22,811)
E12200	Rural Road Maintenance	(463,265)	(333,552)	(242,205)	91,347
E12201	Town Street Maintenance	0	0	(4,043)	(4,043)
E12202	Mulching/Clearing	0	0	0	0
E12203	Drainage Maintenance/Spraying	(8,000)	(2,662)	(934)	1,728
E12204	Footpath Maintenance	(500)	(287)	0	287
E12206	Depot Maintenance	0	0	0	0
E12207	Street Lighting	(9,600)	(5,600)	(3,982)	1,618
E12208	Road & Street Signs	(2,000)	(1,162)	(692)	470
E12209	Flood Damage I	(1,475,937)	(535,951)	(151,982)	383,969
E12210	Flood Damage II	0	0	(375,765)	(375,765)
E12211	Roman consultant	(5,000)	(2,912)	0	2,912
E12214	Flood Damage Admin	0	0	0	0
E12298	Depreciation	(430,000)	(250,831)	(246,573)	4,258
E12299	Administration Allocated	(80,197)	(46,781)	(44,221)	2,560
Total Expenditure		(2,474,499)	(1,179,738)	(1,070,396)	109,342
Sub-total: Roads & Streets		(598,249)	(796,372)	(709,841)	86,531
TOTAL: TRANSPORT		(598,249)	(796,372)	(709,841)	86,531

SHIRE OF WANDERING
APPENDIX A - DETAILED OPERATING SCHEDULE
For the Period Ended 31 January 2018

COA	Description	17/18 Budget	YTD Budget	YTD Actual	Variance ($)
ECONOMIC SERVICES					
Rural Services					
R13102	Feral Pigs Funding	10,000	10,000	23,910	13,910
Total Revenue		10,000	10,000	23,910	13,910
E13102	Feral Pigs	(10,000)	(10,000)	(23,910)	(13,910)
E13103	Vermin Control	(1,944)	(1,127)	0	1,127
E13199	Administration Allocated	(2,823)	(1,645)	(1,745)	(100)
Total Expenditure		(14,767)	(12,772)	(25,655)	1,027
Sub-total: Rural Services		(4,767)	(2,772)	(1,745)	1,027
Tourism & Area Promotion					
R13200	Caravan Park Fees & Charges	3,000	1,750	3,016	1,266
R13290	Other Tourism & Area Promotion Income	0	0	168	168
Total Revenue		3,000	1,750	3,184	1,434
E13200	Caravan Park	(16,179)	(10,436)	(10,761)	(325)
E13202	Area Promotion	(10,000)	(8,331)	(8,429)	(98)
E13203	Vintage Machinery Shed	(3,234)	(1,883)	(1,338)	545
E13298	Depreciation	(9,088)	(5,299)	(5,327)	(28)
E13299	Administration Allocated	(6,483)	(3,780)	(4,085)	(305)
Total Expenditure		(44,984)	(29,729)	(29,940)	(211)
Sub-total: Tourism & Area Promotion		(41,984)	(27,979)	(26,756)	1,223
Building Control					
R13301	Building License Fees & Charges	3,000	1,750	611	(1,139)
R13302	BSL Commissions	120	70	5	(65)
R13303	BCITF Commissions	120	70	0	(70)
R13390	Other Building Control Income	500	287	0	(287)
Total Revenue		3,740	2,177	616	(1,561)
E13300	Consultant Building Surveyor	(5,000)	(2,912)	(136)	2,776
E13390	Other Building Control Expenses	(282)	(161)	(296)	(135)
E13399	Administration Allocated	(26,906)	(15,694)	(16,776)	(1,082)
Total Expenditure		(32,188)	(18,767)	(17,208)	1,559
Sub-total: Building Control		(28,448)	(16,590)	(16,592)	(2)
Community Resource Centre					
R13400	CRC Donations	0	0	182	182
R13401	CRC Centrelink	4,882	4,882	4,882	(0)
R13402	CRC Fees & Charges	2,000	1,162	157	(1,005)
R13403	CRC Training Course Fees	3,500	2,037	627	(1,410)
R13404	CRC Reimbursements	0	0	564	564
R13410	CRC Project Grants Income	33,279	19,411	17,800	(1,611)
R13412	Wandering Echo	6,000	3,500	1,067	(2,433)
R13413	Library Contribution from Shire	9,500	9,500	9,500	0
R13414	Licensing Commissions	5,500	3,206	3,854	648
R13418	RDL Prof. Development & Training	0	0	3,029	3,029
R13420	RDL Traineeship	4,000	2,331	0	(2,331)
R13423	Community Development Grants Income	8,750	5,103	0	(5,103)
R13430	Fees(CRC)-Govt. Service Delivery	101,214	75,912	77,549	1,637
Total Revenue		178,625	127,044	119,210	(7,834)

SHIRE OF WANDERING
APPENDIX A - DETAILED OPERATING SCHEDULE
For the Period Ended 31 January 2018

COA	Description	17/18 Budget	YTD Budget	YTD Actual	Variance ($)
E13401	CRC Salaries	(82,170)	(47,929)	(51,500)	(3,571)
E13402	CRC Superannuation	(10,553)	(6,153)	(7,505)	(1,352)
E13403	CRC Other Staff Related Expenses	(2,000)	(1,162)	(1,201)	(39)
E13404	CRC Insurance	(3,381)	(1,967)	(2,910)	(943)
E13405	CRC Utilities	(4,500)	(2,625)	(3,070)	(445)
E13406	CRC Training Courses	(18,000)	(10,500)	(5,996)	4,504
E13407	CRC Printing & Stationery	(3,000)	(1,750)	(1,358)	392
E13408	CRC Postage & Freight	(1,000)	(581)	0	581
E13410	CRC Project Grants	(3,000)	(1,750)	0	1,750
E13411	CRC Building Maintenance	(16,500)	(9,625)	(4,737)	4,888
E13412	Wandering Echo	(1,500)	(875)	(691)	184
E13413	Library	(3,000)	(1,750)	(1,934)	(184)
E13414	Licensing	(1,600)	(931)	0	931
E13416	CRC Equipment Fixture & Fittings	(2,500)	(1,456)	(360)	1,096
E13417	CRC Marketing & Promotion	(7,000)	(3,081)	(512)	2,569
E13418	CRC Professional Develop. & Train.	(3,500)	(2,037)	(1,784)	253
E13419	CRC Info & Comm Tech & Develop	(1,500)	(875)	(328)	547
E13420	CRC Traineeship	0	0	0	0
E13430	Community Development Grants Expenses	(8,750)	(7,600)	(7,565)	38
E13498	Depreciation	(4,811)	(2,800)	(1,940)	860
E13499	Administration Allocated	(12,903)	(7,525)	(8,685)	(1,160)
Total Expenditure		(191,168)	(112,975)	(102,076)	10,899
Sub-total: Community Resource Centre		(12,543)	14,069	17,134	3,065
Other Economic Services					
R13490	Insurance Reimbursement	0	0	9,165	9,165
R13501	Post Office Commission	36,000	12,000	10,441	(1,559)
R13502	Post Office Fees & Charges	4,000	2,331	2,681	350
R13503	Telstra Exchange Lease Income	2,122	0	0	0
R13504	Fees - Sale of Newspapers	2,344	1,365	1,736	371
R13505	NBN Deed Access Income	455	259	0	(259)
R13590	Other Economic Services Income	500	287	0	(287)
Total Revenue		45,421	16,242	24,024	7,782
E13501	Postal Agency Expenses	(4,000)	(2,331)	(2,304)	27
E13504	Purchase of West Australian	(2,000)	(1,162)	(1,936)	(774)
E13599	Administration Allocated	(52,580)	(30,667)	(33,037)	(2,370)
Total Expenditure		(58,580)	(34,160)	(37,277)	(3,117)
Sub-total: Other Economic Services		(13,159)	(17,918)	(13,253)	4,665
Fuel Facility					
R13601	Fuel Sales - ULP	220,000	128,331	126,046	(2,285)
R13602	Fuel Sales - Diesel	235,000	137,081	170,589	33,508
Total Revenue		455,000	265,412	296,635	31,223

SHIRE OF WANDERING
APPENDIX A - DETAILED OPERATING SCHEDULE
For the Period Ended 31 January 2018

COA	Description	17/18 Budget	YTD Budget	YTD Actual	Variance ($)
E13601	Fuel Purchases - ULP	(200,000)	(116,662)	(110,687)	5,975
E13602	Fuel Purchases - Diesel	(210,000)	(122,500)	(148,351)	(25,851)
E13610	Fuel Facility Maintenance	(11,483)	(6,685)	(4,042)	2,643
E13690	Other Fuel Facility Expenses	(4,000)	(3,631)	(4,513)	(882)
E13698	Depreciation	(11,427)	(6,664)	(5,674)	990
E13699	Administration Allocated	(24,059)	(14,028)	(16,102)	(2,074)
Total Expenditure		(460,969)	(270,170)	(289,369)	(19,199)
Sub-total: Fuel Facility		(5,969)	(4,758)	7,266	12,024
TOTAL ECONOMIC SERVICES		(106,870)	(55,948)	(33,946)	22,002
OTHER PROPERTY & SERVICES					
Private Works					
R14100	Private Works Fees & Charges	8,000	6,162	5,878	(284)
Total Revenue		8,000	6,162	5,878	(284)
E14100	Private Works Expenses	(5,000)	(2,912)	(2,505)	407
E14199	Administration Allocated	(5,695)	(3,318)	(3,688)	(370)
Total Expenditure		(10,695)	(6,230)	(6,193)	37
Sub-total: Private Works		(2,695)	(68)	(316)	(248)
Public Works Overheads					
R14210	Workers Compensation Reimbursements	0	0	0	0
Total Revenue		0	0	0	0
E14200	Works - Administration Expenses	(40,000)	(23,331)	(9,671)	13,660
E14201	Works - Superannuation	(64,871)	(37,835)	(37,067)	768
E14202	Works - Annual, LSL, Public Holiday & Sick Leave	(54,906)	(41,025)	(41,806)	(781)
E14203	Works - Health, Safety & Training	(18,000)	(10,500)	(19,338)	(8,838)
E14204	Works - Protective Clothing	(6,500)	(3,787)	(572)	3,215
E14205	Tools & Consumables	(10,000)	(5,831)	(5,782)	49
E14290	Other Works Related Expenses	(23,417)	(13,657)	(22,554)	(8,897)
E14294	Less PWOH allocated to Works & Services	299,163	244,510	261,150	16,640
E14295	Housing Allocated	(50,970)	(29,729)	(21,434)	8,295
E14299	Administration Allocated	(39,949)	(23,303)	(26,651)	(3,348)
Total Expenditure		(9,450)	55,512	76,274	20,762
Sub-total: Public Works Overheads		(9,450)	55,512	76,274	20,762
Plant Operation					
R14301	Diesel Fuel Rebate	17,000	9,912	16,087	6,175
R14302	Motor Vehicle Policy discount	2,000	1,162	2,242	1,080
R14303	Insurance reimbursement	0	0	0	0
Total Revenue		19,000	11,074	18,329	7,255

SHIRE OF WANDERING
APPENDIX A - DETAILED OPERATING SCHEDULE
For the Period Ended 31 January 2018

COA	Description	17/18 Budget	YTD Budget	YTD Actual	Variance ($)
E14301	Plant - Insurance	(18,741)	(10,927)	(22,927)	(12,000)
E14302	Plant - Fuel & Oils	(72,000)	(42,000)	(55,584)	(13,584)
E14303	Plant - Tyres and Tubes	(7,000)	(4,081)	(3,040)	1,041
E14304	Plant - Parts & Repairs	(70,000)	(40,831)	(75,863)	(35,032)
E14305	Plant - Internal Repair Wages	(9,853)	(5,747)	(8,709)	(2,962)
E14306	Plant - Licences	(15,268)	(8,904)	(3,255)	5,649
E14307	Plant - Depreciation	(57,261)	(33,397)	(31,457)	1,940
E14308	Less Plant Operation Costs allocated to Works & Service	243,169	171,848	200,119	28,271
E14309	Plant - Depot Maintenance	(13,762)	(8,015)	(12,429)	(4,414)
E14398	Depreciation - Plant	(2,431)	(1,414)	(1,629)	(215)
E14399	Administration Allocated	(15,580)	(9,086)	(10,351)	(1,265)
Total Expenditure		(38,727)	7,446	(25,126)	(32,572)
Sub-total: Plant Operation		(19,727)	18,520	(6,796)	(25,316)
Administration					
R14500	Administration Fees & Charges	950	553	64	(489)
R14590	Other Administration Income	2,500	1,456	3,071	1,615
R14791	Income Relating to Unclassified - GST Free	0	0	50	50
Total Revenue		3,450	2,009	3,186	1,177
E14500	Admin - Salaries	(367,583)	(214,417)	(188,121)	26,296
E14501	Admin - Superannuation	(51,363)	(29,960)	(26,854)	3,106
E14502	Admin - Fringe Benefits Tax	(9,000)	(5,250)	(9,756)	(4,506)
E14503	Admin - Training Expenses	(5,000)	(2,912)	(1,594)	1,318
E14504	Admin - Staff Uniforms	(3,500)	(2,037)	(182)	1,855
E14505	Admin - Conference Expenses	(15,000)	(8,750)	(9,011)	(261)
E14506	Admin - Building Maintenance	(13,000)	(7,574)	(22,396)	(14,822)
E14507	Admin - Utilities	(17,200)	(10,031)	(10,523)	(492)
E14508	Admin - Insurance Premiums	(26,743)	(15,596)	(20,359)	(4,763)
E14509	Admin - Vehicle Running Expenses	(11,000)	(6,412)	(3,102)	3,310
E14510	Office Equipment Maintenance	(1,000)	(581)	(5,361)	(4,780)
E14511	IT Licensing & Support	(35,000)	(20,412)	(23,313)	(2,901)
E14512	Audit Fees	(22,000)	(12,831)	(6,553)	6,278
E14513	Bank Charges	(3,000)	(1,750)	(887)	863
E14514	Legal Expenses	(7,000)	(4,081)	(2,084)	1,997
E14515	Consultancy Fees	(5,000)	(2,912)	(50,080)	(47,168)
E14516	Advertising	(1,500)	(875)	(599)	276
E14517	Printing, Stationery & Postage	(9,500)	(5,537)	(5,806)	(269)
E14519	Overdraft Facility Charges	(1,200)	(700)	(214)	486
E14520	Overdraft Facility Interest	0	0	0	0
E14521	Resource Sharing	0	0	(6,593)	(6,593)
E14590	Other Administration Expenses	(9,000)	(5,250)	(6,090)	(840)
E14591	Housing Allocated	(11,660)	(6,797)	(1,205)	5,592
E14594	Less Admin Costs allocated to Programs	625,231	364,714	381,099	16,385
E14598	Depreciation	(26,392)	(15,393)	(13,682)	1,711
Total Expenditure		(26,410)	(15,344)	(33,265)	(17,921)
Sub-total: Administration		(22,960)	(13,335)	(30,079)	(16,744)

SHIRE OF WANDERING
APPENDIX A - DETAILED OPERATING SCHEDULE
For the Period Ended 31 January 2018

COA	Description	17/18 Budget	YTD Budget	YTD Actual	Variance ($)
Gross Salaries and Wages					
E14600	Gross Salaries & Wages	0	0	(603,714)	(603,714)
E14601	Less Sal & Wages Alloc to Works	0	0	603,714	603,714
Total Expenditure		0	0	0	0
Sub-total: Salaries & Wages		0	0	0	0
Town Planning Schemes					
		0	0	0	0
Total Revenue		0	0	0	0
		0	0	0	0
Total Expenditure		0	0	0	0
					0
Sub-total: Town Planning Schemes		0	0	0	0
					0
TOTAL OTHER PROPERTY & SERVICES		(54,832)	60,629	39,083	(21,546)
					0
					0
NET RETURN		(124,317)	(61,696)	(35,953)	25,743

ATTACHMENT 10.4.1.3

Municipal Bank Reconciliation 31/01/2018

Balance as per Bank Statement	$135,976.08
Add Outstanding Deposits	$11,257.32
Less unpresented Cheques	-$58,746.47
Total as per Bank Statement	**$88,486.93**
Balance as per GL	$88,486.93
Total As per General Leadger	**$88,486.93**
Differences	$0.00

Finance Officer

Finance Manager

Unpresented Cheques 31/01/2018		
Rates refund Cheque no 13760		832.15
Electricity bill payment		47.65
Super Payment PPE 13/12/2017		6315.85
Super Payment PPE 27/12/2017		5751.78
Super Payment PPE 10/01/2018		5442.31
Super Payment PPE 24/01/2018		6198.20
Licensing Collections 31/07/2017		0.10
Unknown Deposit - DOTag		1000.00
Unknown Deposit - Rates - not enough info - wd rates		400.00
Creditors Run - Various		25532.33
Licensing Collections 30/01/2018		7226.10
Total		58746.47

Statement Period
29 December 2017 - 31 January 2018

Westpac Community Solutions One

Account Name
SHIRE OF WANDERING MUNICIPAL ACCOUNT

Customer ID
1930 8463 SHIRE OF WANDERING

BSB
036-170

Account Number
000 091

Opening Balance	+ $125,715.43
Total Credits	+ $93,070.26
Total Debits	- $82,809.61
Closing Balance	+ $135,976.08

TRANSACTIONS

Please check all entries on this statement and promptly inform Westpac of any possible error or unauthorised transaction

DATE	TRANSACTION DESCRIPTION	DEBIT	CREDIT	BALANCE
29/12/17	**STATEMENT OPENING BALANCE**			**125,715.43**
02/01/18	Deposit Online 2655797 Pymt Susan Gregory A436		254.85	125,970.28
02/01/18	Deposit Sinclair,Callum A267 3rd install		299.95	126,270.23
02/01/18	Deposit Ralph Chapman A222		299.95	126,570.18
02/01/18	Deposit M J Thurkle A379 4 Mellows Rd		302.60	126,872.78
02/01/18	Deposit A J Taylor a397		302.70	127,175.48
02/01/18	Deposit Paul Ross Anthon A252		324.00	127,499.48
02/01/18	Deposit B and L Rose A385		409.85	127,909.33
02/01/18	Deposit Glenn Carstairs ass A298		434.54	128,343.87
02/01/18	Deposit Fdmsa Payment 42298585287407		775.43	129,119.30
02/01/18	Deposit Fdmsa Payment 42298585287407		994.38	130,113.68
02/01/18	Deposit Fdmsa Payment 42298585287407		1,243.12	131,356.80
02/01/18	Deposit Fdmsa Payment 42298585287407		1,353.10	132,709.90
02/01/18	Merchant Settlement 0950001 Shire Of Wandering 0001 Wandering		160.00	132,869.90
02/01/18	Withdrawal Westpac Merchant Fees 24215998Fee 001556	41.80		132,828.10
02/01/18	Withdrawal Westpac Merchant Fees 23253198Fee 001556	71.50		132,756.60
02/01/18	Payment By Authority To Shire Of Wanderi Merchant Fee	25.00		132,731.60
02/01/18	Payment By Authority To Fdmsa Fee 42298585287407	271.68		132,459.92
03/01/18	Deposit In 4591 Mayencia Wandering Shire		148.80	132,608.72

TRANSACTIONS

Please check all entries on this statement and promptly inform Westpac of any possible error or unauthorised transaction

DATE	TRANSACTION DESCRIPTION	DEBIT	CREDIT	BALANCE
11/01/18	Deposit Online 2009303 Pymt Dianne Lyster Gdlyster 4574 4573		7,217.70	127,956.65
11/01/18	Deposit A205 Whale Rent A205 Whale Rent		350.00	128,306.65
11/01/18	Deposit Fdmsa Payment 42298585287407		857.67	129,164.32
11/01/18	Merchant Settlement 0970001 Shire Of Wandering 0001 Wandering		315.00	129,479.32
11/01/18	Payment By Authority To Transport Wado20180109	57.90		129,421.42
12/01/18	Deposit Online 2006232 Pymt Wandering Shire Shire of Wandering		120.00	129,541.42
12/01/18	Deposit Bendigo Bank R J Cumper #451		30.00	129,571.42
12/01/18	Deposit Fdmsa Payment 42298585287407		1,418.50	130,989.92
12/01/18	Merchant Settlement 0910001 Shire Of Wandering 0001 Wandering		120.00	131,109.92
12/01/18	Withdrawal Online Multi 1867791 Pymt Wbccrs.aba Creditors	13,206.38		117,903.54
15/01/18	Deposit Online 2183721 Pymt Manuela Holleis A412 Holleis		200.00	118,103.54
15/01/18	Deposit Janet Gowland inv 4593		85.00	118,188.54
15/01/18	Deposit Janet Gowland inv 4592		175.00	118,363.54
15/01/18	Deposit Fdmsa Payment 42298585287407		869.73	119,233.27
15/01/18	Deposit Fdmsa Payment 42298585287407		1,264.65	120,497.92
15/01/18	Deposit Fdmsa Payment 42298585287407		1,471.16	121,969.08
15/01/18	Merchant Settlement 0920001 Shire Of Wandering 0001 Wandering		25.00	121,994.08
15/01/18	Merchant Settlement 0930001 Shire Of Wandering 0001 Wandering		25.00	122,019.08
15/01/18	Merchant Settlement 0940001 Shire Of Wandering 0001 Wandering		226.80	122,245.88
16/01/18	Deposit Fdmsa Payment 42298585287407		934.94	123,180.82
16/01/18	Deposit Housing Authorit Vp118186		2,400.00	125,580.82
16/01/18	Merchant Settlement 0950001 Shire Of Wandering 0001 Wandering		347.45	125,928.27
16/01/18	Merchant Settlement 0950002 Shire Of Wandering 0002 Wandering		71.40	125,999.67
16/01/18	Withdrawal Online 7365414 Bpay Water Corp Down St Standpipe	259.75		125,739.92
17/01/18	Deposit Joyce E. Darker Rates A335		144.30	125,884.22
17/01/18	Deposit Gillian Hansen A280 Hansen		600.00	126,484.22
17/01/18	Deposit Fdmsa Payment 42298585287407		655.08	127,139.30

TRANSACTIONS

Please check all entries on this statement and promptly inform Westpac of any possible error or unauthorised transaction

DATE	TRANSACTION DESCRIPTION	DEBIT	CREDIT	BALANCE
24/01/18	Merchant Settlement 0960001 Shire Of Wandering 0001 Wandering		245.00	151,702.76
24/01/18	Merchant Settlement 0960002 Shire Of Wandering 0002 Wandering		130.55	151,833.31
24/01/18	Withdrawal Online Multi 1518448 Pymt WBC.aba Payroll	31,362.52		120,470.79
24/01/18	Payment By Authority To Transport Wado20180122	117.10		120,353.69
24/01/18	Payment By Authority To Icmsfe Fp-Dd-1801240004	59.00		120,294.69
24/01/18	Payment By Authority To Icmsfe Fp-Dd-1801240006	59.00		120,235.69
24/01/18	Payment By Authority To Icmsfe Fp-Dd-1801240003	59.00		120,176.69
24/01/18	Payment By Authority To Icmsfe Fp-Dd-1801240001	59.00		120,117.69
24/01/18	Payment By Authority To Icmsfe Fp-Dd-1801240007	59.00		120,058.69
24/01/18	Payment By Authority To Icmsfe Fp-Dd-1801240002	59.00		119,999.69
24/01/18	Payment By Authority To Icmsfe Fp-Dd-1801240005	59.00		119,940.69
25/01/18	Deposit A205 Whale Rent A205 Whale Rent		350.00	120,290.69
25/01/18	Deposit Department Of Tr Payment:90720		438.26	120,728.95
25/01/18	Deposit Fdmsa Payment 42298585287407		1,621.91	122,350.86
25/01/18	Deposit Ato Ato27552059809R025		2,270.00	124,620.86
25/01/18	Merchant Settlement 0970001 Shire Of Wandering 0001 Wandering		100.00	124,720.86
25/01/18	Payment By Authority To Transport Wado20180123	118.50		124,602.36
29/01/18	Deposit Bendigo Bank R J Cumper #451		30.00	124,632.36
29/01/18	Deposit Roimata McKenzie A465 Mckenzie		682.20	125,314.56
29/01/18	Deposit Fdmsa Payment 42298585287407		1,206.21	126,520.77
29/01/18	Deposit Fdmsa Payment 42298585287407		1,396.05	127,916.82
29/01/18	Deposit Fdmsa Payment 42298585287407		1,630.29	129,547.11
29/01/18	Deposit Fdmsa Payment 42298585287407		1,793.86	131,340.97
29/01/18	Merchant Settlement 0940001 Shire Of Wandering 0001 Wandering		143.80	131,484.77
29/01/18	Payment By Authority To Transport Wado20180124	130.55		131,354.22

MORE INFORMATION

Further information in relation to your account, including details of product benefits and applicable fees and charges, is available on request. That information is also contained in the Product Disclosure Statement (PDS) or other disclosure document for your account. For a copy of that document, or if you have any other enquiries, you can call Telephone Banking on 132 142 from Australia or +61 2 9293 9262 from overseas.

The above Closing Balance amount may not be the same as the balance payable to you on closure of your account (the 'termination value'). Details of the termination value can be obtained by calling Telephone Banking on the numbers quoted above. Further information on how to close accounts, including calculation of the termination value, is contained in the Product Disclosure Statement (PDS) booklet or other disclosure document for your account.

We have an internal process for handling and resolving any problem you may have with, or complaints relating to, your account or this product. Information about this process can be found in the Product Disclosure Statement (PDS) or other disclosure document for your account, or you can contact us on 1300 130 467.

Westpac Live

Manage your banking anytime, anywhere with Online Banking

Telephone Banking

Call us on 132 142 +61 2 9293 9262 if overseas

Local Branch

Find branches and ATMs at westpac.com.au/locateus

THANK YOU FOR BANKING WITH WESTPAC

ATTACHMENT 10.4.1.9

Investment Bank Reconciliation 31 January 2018

Balance as per Bank Statements	$	419,180.80
Total as per Bank Statement	$	**419,180.80**
Balance as per GL	$	419,180.80
Total As per General Ledger	$	**419,180.80**
Difference		$0.00

Finance Officer

Finance Manager

200 |

Account activity

Do you know about the latest scams? Be on the alert. Find out more

Investment Account
036-167 214822

$419,180.80

Account actions

- See full account details
- Manage account settings
- View & download statements
- Exports and reports
- Bank feeds

Transactions

Open search

Date	Description	Debit	Credit	Balance [1]
31 Jan 2018	INTEREST PAID		$189.40	$419,180.80
29 Dec 2017	INTEREST PAID		$166.38	$418,991.40
30 Nov 2017	INTEREST PAID		$172.04	$418,825.02
31 Oct 2017	INTEREST PAID		$204.06	$418,652.98
29 Sep 2017	INTEREST PAID		$199.38	$418,448.92
31 Aug 2017	INTEREST PAID		$213.02	$418,249.54
31 Jul 2017	INTEREST PAID		$212.91	$418,036.52
30 Jun 2017	DEPOSIT ONLINE 2518998 TFR Community Solutions Muni to Investment		$30,220.54	$417,823.61
30 Jun 2017	INTEREST PAID		$222.61	$387,603.07
29 Jun 2017	WITHDRAWAL ONLINE 1601134 TFR Community S Transfer WD6	-$66,233.00		$387,380.46
31 May 2017	INTEREST PAID		$301.63	$453,613.46
26 May 2017	WITHDRAWAL ONLINE 1736431 TFR Community S Network Branding	-$46,073.90		$453,311.83
12 May 2017	WITHDRAWAL ONLINE 1653076 TFR Community S Inv to Muni	-$150,000.00		$499,385.73
28 Apr 2017	INTEREST PAID		$333.26	$649,385.73
21 Apr 2017	WITHDRAWAL ONLINE 1713707 TFR Community S Inv to Muni	-$100,000.00		$649,052.47
31 Mar 2017	INTEREST PAID		$316.61	$749,052.47
22 Mar 2017	WITHDRAWAL ONLINE 1456434 TFR Community S Net Brand Grant	-$41,471.29		$748,735.86
14 Mar 2017	DEPOSIT ONLINE 2741209 TFR Community Solutions		$350,000.00	$790,207.15
1 Mar 2017	WITHDRAWAL ONLINE 1818366 TFR Community S Network Branding	-$37,605.86		$440,207.15
28 Feb 2017	INTEREST PAID		$219.82	$477,813.01

ATTACHMENT 10.4.1.10

Trust Bank Reconciliation 31 January 2018

Balance as per Bank Statements	$24,424.71
Unpresented Cheque	-$164.77
Outstanding Deposits	$0.00
Total as per Bank Statements	**$24,259.94**
Balance as per GL	$24,259.94
Total as per General Ledger	**$24,259.94**
Difference	$0.00

Finance Officer

Finance Manager

Unpresented Cheques 31/01/2018

Interest		$2.57
Max Watts - Councillor Nomination Refund		$80.00
Ian Turton - Councillor Nomination Refund		$80.00
Interest		$2.20
	Total	$164.77

Outstanding Deposits 31/01/2018

Total	$0.00

Electronic Statement

Statement Period
29 December 2017 - 31 January 2018

Westpac Community Solutions One

Account Name
SHIRE OF WANDERING TRUST ACCOUNT

Customer ID
1930 8463 SHIRE OF WANDERING

BSB
036-170

Account Number
000 120

Opening Balance	+ $24,422.51
Total Credits	+ $2.20
Total Debits	- $0.00
Closing Balance	+ $24,424.71

TRANSACTIONS

Please check all entries on this statement and promptly inform Westpac of any possible error or unauthorised transaction

DATE	TRANSACTION DESCRIPTION	DEBIT	CREDIT	BALANCE
29/12/17	**STATEMENT OPENING BALANCE**			**24,422.51**
31/01/18	Interest Paid		2.20	24,424.71
31/01/18	**CLOSING BALANCE**			**24,424.71**

CONVENIENCE AT YOUR FINGERTIPS

Use Online, Mobile or Tablet Banking to pay bills, transfer funds, check your account balances and much more

Attachment 10.4.1.11

Westpac

BusinessChoice Everyday VISA Card Statement

AMANDA JEAN O'HALLORAN
SHIRE OF WANDERING
13 DUNMALL DR
WANDERING WA 6308

For enquiries please call 1300 650 107 (8am - 8pm, Monday to Friday). Lost or stolen cards sevice available 24 hours a day, 7 days a week.

Any statement entries for purchases or cash advances made in a foreign currency show the foreign currency transaction amount converted into Australian dollars by the applicable credit card scheme. Any applicable Westpac Foreign Transaction Fee (described below as "Foreign Transaction Fee") charged is shown as a separate entry.

Card Account Transaction Details

Account Name	Card Number	Credit Limit	Available Credit
Amanda Jean O'Halloran	4293 1830 0196 6342	20,000	20,000.00

Statement From	Statement To	Facility Number
20 DEC 2017	21 JAN 2018	00053368

Summary of Changes in Your Account Since Last Statement

From Your Opening Balance of	We Deducted Payments and Other Credits	And We Added				To Arrive at Your Closing Balance of	Total Past Due / Overlimit balances	Your minimum payment including past due overlimit is
		New purchases	Cash advances	Fees, Interest & Government Charges	Miscellaneous Transactions			
0.00	0.00	6,737.74	0.00	0.00	6,737.74 -	0.00	0.00	0.00

S002774 / M000821 / 020 / CN1VPCP1

Westpac Banking Corporation ABN 33 007 457 141

AAWTGI (12/09)

Important notice regarding Autopay Direct Debit Arrangement- Direct Debit

* If you have set up a direct debit arrangement for making automatic repayments to your BusinessChoice credit card account, and there have been two failed direct debit transactions (that is, we cannot withdraw the nominated amount from your nominated account) in consecutive months due to insufficient funds in the nominated account, we may, at our sole discretion:

1. Cancel your BusinessChoice Facility Autopay Request Form- Direct Debit Request (New change)
2. Impose a fee or charge (No change- We currently charge a $9 missed payment fee when payment is not received by statement due date)
3. Charge interest on any unpaid purchases outstanding (No change)

If your Direct Debit Request is cancelled, you must arrange to either set up a new Autopay Request Form- Direct Debit Request or use alternative payment methods so we can process your payment.
Please ensure that there are sufficient funds available in the nominated account to allow direct debit payments to be made in accordance with your BusinessChoice Facility Autopay Request Form- Direct Debit Request.

Please remember any payments made into the Billing account that places the Billing Account into credit or results in a zero balance at the payment due date, your direct debit will still continue to take place. This also applies if you make an additional payment into the Billing Account that is only a partial payment and still leaves a debit balance on the Billing Account, your direct debit arrangement for the month will remain unchanged and continue to take place.

BusinessChoice Everyday VISA Card

Date of Transaction	Description	Debits/Credits	Cardholder Comments
	Purchases		
19 DEC	BEAUMONDE HOSPITALITY COCKBURN CENT AU FAST FOOD RESTAURANTS	15.00	
19 DEC	COCKBURN ARC SPEARWOOD AU RECREATION SERVICES	254.00	
20 DEC	Liquor Baron Narrogin Narrogin AU PACKAGE STORES - BEER, LIQUO	202.94	
20 DEC	COLES 0396 NARROGIN AU GROCERY STORES, SUPERMARKETS	156.30	
19 DEC	KFC ATWELL JANDAKOT AU EATING PLACES, RESTAURANTS	106.50	
20 DEC	Pingelly Quality Meats Pingelly AU MISCELLANEOUS FOOD STORES -	215.45	
21 DEC	GOLDEN NUGGET 2004 P BODDINGTON AU MISCELLANEOUS FOOD STORES -	50.00	
02 JAN	PENNANT HOUSE PERTH AU MISCELLANEOUS PUBLISHING AND	250.50	
04 JAN	WESTNET PERTH AU ELECTRONIC/COMMERCE/INFORMAT	184.00	
14 JAN	RED DOT CLOVERDALE AU DISCOUNT STORES	113.00	
15 JAN	PUMPS AUSTRALIA PL WELSHPOOL AU FURNITURE, HOME FURNISHINGS	221.10	
14 JAN	BUNNINGS 751000 BELMONT AU HARDWARE STORES	31.92	
14 JAN	BELMONT FORUM JB HOM CLOVERDALE AU MUSIC STORES- MUSICAL INSTRU	242.95	
15 JAN	TRUCKLINE WELSHPOOL AU AUTOMOBILE & TRUCK DEALER -	104.87	
15 JAN	RUDD INDUSTRIAL & FA WELSHPOOL AU INDUSTRIAL SUPPLIES, NOT ELS	246.83	

Westpac

BusinessChoice Everyday VISA Card

Date of Transaction	Description			Debits/Credits	Cardholder Comments
16 JAN	ALPINE WHOLESALE AND D SYDNEY MISCELLANEOUS & SPECIALTY RE		AU	98.81	
16 JAN	LANTERNSHOP PTY LTD CAPALABA MISCELLANEOUS HOUSE FURNISHI		AU	64.65	
16 JAN	DMIRS EAST PERTH EAST PERTH GOVERNMENT SERVICES NOT ELSE		AU	674.00	
16 JAN	COSTUMEBOX.COM.AU BROOKVALE CLOTHING RENTAL,COSTUMES/UNI		AU	66.94	
17 JAN	SHIRE OF WANDERING WANDERING GOVERNMENT SERVICES NOT ELSE		AU	227.30	
17 JAN	Kogan.com PW4AMXAY Melbourne DEPARTMENT STORES		AU	3,210.68	
		Sub Total:		**6,737.74**	
	Miscellaneous Transactions				
21 JAN	TRANSFER CLOSING BALANCE TO BILLING ACCT			6,737.74 -	
		Sub Total:		**6,737.74 -**	
		Grand Total:		**0.00**	

I have checked the above details and verify that they are correct.

Cardholder Signature _____ **Date** 30/1/18

Transactions examined and approved.

Manager/Supervisor Signature _____ **Date** 15/3/18

Effective 1 October 2017, the insurer of your Commercial Cards Insurance will be changing from QBE Insurance (Australia) Limited ("QBE") to Allianz Australia Insurance Limited ("Allianz") ABN 15 000 122 850, AFSL 234708.

Whilst your policy wording has been updated, your level of cover will remain the same with Allianz as it is with QBE.

The policy wording updates have been made to reflect Allianz's standard policy wording.

The key clauses that have been updated are Privacy, Complaints and dispute resolution process, and Emergency and medical services whilst overseas.

For details of this change and to view the new Commercial Cards Insurance Policy, please visit westpac.com.au/ccinsurance.

S002775 / M000821 / 020 / CN1VPCPI

Westpac Banking Corporation ABN 33 007 457 141

A4WFGI (12/09)

ATTACHMENT 10.4.1.12

Shire of Wandering

Payment Listing for the period ending 31 January 2018

Chq/EFT No	Date	Description	Amount
		Municipal Bank Account	
EFT3736	12/01/2018	**Shire of Wagin** Recoup of EHO costs to PPE 14/12/2017 - 2 periods	1,697.33
EFT3737	12/01/2018	**Best Office Systems** Black & White printing - 4582 copies @ 0.0088 cents & Colour printing - 3860 copies @ 0.088 cents	418.00
EFT3738	12/01/2018	**Shire Of Wandering** Payroll deductions - rates payment	120.00
EFT3739	12/01/2018	**Courier Australia** Freight charges for water sampling - 6th December 2017	10.44
EFT3740	12/01/2018	**Perfect Computer Solutions** Monthly fee for daily monitoring, management and resolution of disaster recovery options at site (December 2017)	85.00
EFT3741	12/01/2018	**Shire Of Williams** Provision of Financial Management Services - November 2017 - Includes wages and motor vehicle	4,598.89
EFT3742	12/01/2018	**Advertiser Print** Printing of 20 new purchase order books - logo updated	437.00
EFT3743	12/01/2018	**Local Government Managers Australia** 2017-2018 Membership to LG Professionals Australia	390.75
EFT3744	12/01/2018	**Wandering Smash Repairs** Supply and fit tailgait locking mechanism - repairs to Mitsubishi Pajero Door - damaged by staff	314.47
EFT3745	12/01/2018	**Nicholls Bus & Coach Service** Hire of school bus departing to Cockburn Aquatic Centre and return for school holiday activity	363.00
EFT3746	12/01/2018	**Amanda O'Halloran** Reimbursement for purchase of pool chemicals for use at CEO residence & paint to finish gate	216.63
EFT3747	12/01/2018	**WA Contract Ranger Services** Ranger services performed 12th & 19th December 2017	397.37
EFT3748	12/01/2018	**Rob Curtis** Operating of waste transfer station for 28th December, 4th, 7th & 8th January 2018 and Roadside bin collections 2nd & 8th January 2018 Operating Waste Transfer station for 17th/18th & 24th December 2017 and Clearing of roadside bins 17th & 24th December 2017	1,410.00
EFT3749	12/01/2018	**Spiffy Lawns & Gardens** Retic repairs at 14 Down St, includes parts - sprinklers, pipe tap outlet adaptor & fittings used, Mow Depot, Council & Toilet block lawns, Mow CEO lawns, mow around Community centre, Check Toro - sharpen blades, Mow oval with Toro	587.50
EFT3750	12/01/2018	**Rhonie's Wandering Mop & Bucket** Cleaning of public conveniences and caravan park for period 5th Nov to 30th December 2017	2,160.00
EFT3751	31/01/2018	**Shire Of Wandering** Payroll deductions - rates payment	60.00
EFT3752	31/01/2018	**Boddington Hardware & Newsagency** Purchase of pump fittings for maintenance repairs	40.15
EFT3753	31/01/2018	**Landgate** Mining tenements schedule # M2017/1 Dated 07/11/2017 to 05/12/2017	38.35
EFT3754	31/01/2018	**WALGA** Short course booking for Monica Treasure - Local Government Act 1995 - Advanced 14th & 15th March 2018	1,012.00
EFT3755	31/01/2018	**Hotham Mechanical** Replaced starter motor on PU3 - Toyota Hilux	470.25
EFT3756	31/01/2018	**RSA Signs Pty Ltd** Purchase of Welcome to town signs, caravan park direction signs & shire office defibrilator sign Purchase of new signs for North Bannister Wandering Road Stage 2	1,892.00

EFT3757	31/01/2018	**CJD Equipment Pty Ltd** Purchase of service kit for Volvo Excavator	669.14
EFT3758	31/01/2018	**Austral Mercantile Collections Pty Ltd** A299 - Sheriff Bailiff Fees - Down St	23.25
EFT3759	31/01/2018	**Protector Fire Services Pty Ltd** Attend site and conduct six monthly service to all shire portable fire equipment	2,904.77
EFT3760	31/01/2018	**WA Contract Ranger Services** Ranger services performed 5th & 10th January 2018	374.00
EFT3761	31/01/2018	**Narrogin Quarry Operations** 2 x Loads of Cracker Dust for use on Nth Bannister Wandering Road - Stage 2	241.42
EFT3762	31/01/2018	**Rob Curtis** Operating of Transfer Station for 14th/15th & 21st/22nd January 2018 & Clearing of roadside bins	736.00
EFT3763	31/01/2018	**Western Australian Treasury Corporation** Government Guarantee Fee for the period ending 31/12/2017	689.61
EFT3764	31/01/2018	**Spiffy Lawns & Gardens** Mow oval with Toro, Mow Cheetanning oval with Hustler, Complete pruning at community centre and fertilise oval, Rake up leaves in sandpit at community centre, Mow lawns at the depot, council, toilet block and around community centre 2nd tier	647.50
EFT3765	31/01/2018	**G & D Lyster** Gravel push up at Dowsetts - includes D7 dozer hire Gravel push up at Blackboy Springs - includes Dozer Hire Rehabilitation of Hardie's pit - levelling ground after gravel removal	9,042.00
EFT3766	31/01/2018	**Orix Australia** Hire of Toyota Hilux Double Cab for period 30/11/2017 to 31/12/2017 for use at North Bannister Wandering Road	1,773.20
EFT3767	31/01/2018	**Department Of Human Services** Agent and access point fees	82.64
13965	31/01/2018	**Synergy** Electricity Supply for the period 03/11/17 to 04/01/2018 for all shire properties	4,836.05
DD2536.1	03/01/2018	**Telstra** Usage charges to 10 Dec 2017 - Services & Equipment rental to 10 Jan 18 for all shire properties includes phone system repayment	1,491.37
DD2548.1	10/01/2018	**WA SUPER PLAN** Payroll deductions	2,994.67
DD2548.2	10/01/2018	**AMP Super** Superannuation contributions	84.79
DD2548.3	10/01/2018	**Rod Evenis Superannuation Fund Pty Ltd** Superannuation contributions	614.99
DD2548.4	10/01/2018	**I & T Brown Family Super Fund** Superannuation contributions	609.49
DD2548.5	10/01/2018	**Hesta** Superannuation contributions	475.37
DD2548.6	10/01/2018	**ANZ Onepath Masterfund** Superannuation contributions	294.56
DD2548.7	10/01/2018	**Superwrap Personal Super Plan** Superannuation contributions	64.20
DD2548.8	10/01/2018	**BT Classic Lifetime - Personal Super** Superannuation contributions	84.79
DD2548.9	10/01/2018	**Prime Super** Superannuation contributions	94.76
DD2553.1	17/01/2018	**Water Corporation** Standpipe water at Down Street - water for Community Centre Gardens	259.75
DD2558.1	24/01/2018	**WA SUPER PLAN** Payroll deductions	3,041.74
DD2558.2	24/01/2018	**Retail Employees Superannuation Pty Ltd** Superannuation contributions	101.89
DD2558.3	24/01/2018	**AMP Super** Superannuation contributions	196.18

DD2558.4	**24/01/2018**	**Rod Evenis Superannuation Fund Pty Ltd** Superannuation contributions	**614.99**
DD2558.5	**24/01/2018**	**I & T Brown Family Super Fund** Superannuation contributions	**609.49**
DD2558.6	**24/01/2018**	**Hesta** Superannuation contributions	**475.37**
DD2558.7	**24/01/2018**	**ANZ Onepath Masterfund** Superannuation contributions	**474.58**
DD2558.8	**24/01/2018**	**Superwrap Personal Super Plan** Superannuation contributions	**98.76**
DD2558.9	**24/01/2018**	**BT Classic Lifetime - Personal Super** Superannuation contributions	**139.65**
DD2562.1	**26/01/2018**	**Telstra** SMS Messages for Harvest Ban information, Fuel Facility outage and council agenda messages - December 2017	**244.44**
DD2565.1	**18/01/2018**	**Sheriff's Office Perth** 24656 - Lodgement fee for registering 1 unpaid infringement - AJ Smith	**236.00**
DD2567.1	**24/01/2018**	**Sheriff's Office Perth** 24665 - Lodgement fee for registering 1 unpaid infringement LA Gordes	**413.00**
DD2570.1	**18/01/2018**	**Sheriff's Office Perth** 24653 - Lodgement fee for registering 1 unpaid infringement - SA Lester	**118.00**
DD2548.10	**10/01/2018**	**BT Super For Life** Superannuation contributions	**124.69**
DD2558.10	**24/01/2018**	**Prime Super** Superannuation contributions	**139.65**
DD2558.11	**24/01/2018**	**BT Super For Life** Superannuation contributions	**305.90**

Credit Card

DD2560.1	**29/01/2018**	**Westpac Credit Card**	**6,737.74**

Job	Supplier	Comments	Amount
1E134060.520	Plunge & Co	School Holiday excursion - parent helpers coffee	15.00
1E134060.520	Cockburn ARC	School Holiday excursion - Pool entry to Cockburn ARC	254.00
1E142900.520	Liquor Barons	Depot cutout refreshments - Liquor Barons	202.94
1E142900.520	Coles	Depot cutout refreshments & Roadwise Blessing of the Roads	156.30
1E134060.520	KFC	School holiday excursion - lunch - KFC	106.50
1E142900.520	Pingelly Meats	Food for depot christmas cut out	215.45
1E142900.520	Golden Nugget	10 x bags of ice for depot cut out	50.00
1E041130.520	Pennant House	Purchase of new australian and new zealand flags	250.50
1E145110.520	Westnet	Annual email protection from Westnet	184.00
1E041130.520	Red Dot	Australia day showbag items, plates from Red Dot	113.00
1E142050.520	Pumps Australia	High pressure hose parts from Pumps Australia	221.10
1E107010.520	Bunnings	New toilet seat (to be returned as wrong size) - public conveniences	31.92
1E142050.520	JB Hifi	Purchase of sony camera, camera case & card from JB Hi-fi	242.95
1E142050.520	Truckline	Workshop tools & supplies from Truckline & Rear market for side tipper	104.87
1E051020.520	Rudd Industrial	Nuts, bolts and screws, hex bolts & nuts for maintenance of fire trucks	246.83
1E134300.520	Alpine Wholesale	Decorations for Chinese New Year event	98.81
1E134300.520	Lantern Shop	Decorations for inter-generational cafe (Chinese New Year)	64.65
1E136900.520	Department of Mines	Annual Licence Payment for Dangerous Goods Licence for Fuel Facility	674.00
1E134300.520	Costume Box	Decorations for inter-generational cafe (Chinese New Year)	66.94
PLV2	Department of Transport	6 months & 20 day registration renewal to bring inline with all other vehicles - CEO vehicle	227.30
1E041130.520	Kogan	Computers for Shire President & Deputy - to be reclaimed from Telstra Fund & 4 new dashcams & SD cards for crew vehicles	3210.68

Licensing		
JNL1910	**Licensing Collections**	**43.20**
	Licensing Collections 08/01/2018	
JNL1912	**Licensing Collections**	**57.90**
	Licensing Collections 09/01/2018	
JNL1914	**Licensing Collections**	**30.15**
	Licensing Collections 15/01/2018	
JNL1922	**Licensing Collections**	**71.40**
	Licensing Collections 16/01/2018	
JNL1922	**Licensing Collections**	**1242.00**
	Licensing Collections 17/01/2018	
JNL1936	**Licensing Collections**	**117.10**
	Licensing Collections 22/01/2018	
JNL1936	**Licensing Collections**	**118.50**
	Licensing Collections 23/01/2018	
JNL1936	**Licensing Collections**	**130.55**
	Licensing Collections 24/01/2018	
JNL1938	**Licensing Collections**	**7226.10**
	Licensing Collections 30/01/2018	
Payroll		
PPE 10/01/2018	**Staff Payroll**	**28011.00**
	PPE 10/01/2018	
PPE 24/01/2018	**Staff Payroll**	**31362.52**
	PPE 24/01/2018	
	Total Payments for Month Ending 31 Jan 2018:	**128,289.94**

CERTIFICATION OF CHIEF EXECUTIVE OFFICER

This schedule of accounts to be passed for payment was submitted to each member of the Council on Thursday, 15 February 2018 and has been checked and is fully supported by vouchers and invoices which are sub certified as to the receipt of goods and services and as to prices, computations and costings and the amounts shown are due for payment.

Amanda O'Halloran, Chief Executive Officer

CERTIFICATION OF CHAIRMAN

I hereby certify this schedule of accounts was submitted to the Council on Thursday, 15 February 2018 and that the amounts were approved for payment.

Cr Brendan Whitely, Chairman

Attachment 10.4.2.1

SHIRE OF WANDERING

BUDGET REVIEW

For the Period Ended 31 January 2018

TABLE OF CONTENTS

Statement of Budget Review by Program	Page 2
Net Current Funding Position	Page 3
Explanation of Material Variances	Page 4 to 7
Proposed Budget Amendments	Page 8 to 9
Detailed Operating Statement	Page 10 to 19

LOCAL GOVERNMENT ACT 1995

LOCAL GOVERNMENT (FINANCIAL MANAGEMENT) REGULATIONS 1996

SHIRE OF WANDERING
STATEMENT OF BUDGET REVIEW
(Statutory Reporting Program)
For the Period Ended 31 January 2018

BUDGET REVIEW

	Note	Annual Budget (a)	YTD Budget (b)	YTD Actual (c)	Var. $ (c)-(b)	Var. % (b)-(a)/(a)	Var.	Forecasted Year End Variance (d)	Forecasted Year End Year End $ (a)+(c)+(d)
Operating Revenues		$	$	$	$	%		$	$
Governance		0	0	0	0			0	0
General Purpose Funding - Rates	2.1.2	936,766	936,766	945,799	9,033	1%		9,000	945,766
General Purpose Funding - Other	2.1.2	492,258	247,368	146,724	(100,644)	(41%)	▼	(216,308)	275,950
Law, Order and Public Safety	2.1.3	37,520	25,847	21,889	(3,958)	(15%)		(5,050)	32,470
Health	2.1.4	1,000	581	4,076	3,495	602%		3,500	4,500
Education and Welfare		0	0	0	0			0	0
Housing		40,300	23,506	23,421	(85)	(0%)		0	40,300
Community Amenities	2.1.7	41,150	36,945	39,372	2,427	7%		2,700	43,850
Recreation and Culture		1,500	454	678	224	49%		0	1,500
Transport	2.1.9	1,377,430	53,449	30,637	(22,811)	(43%)	▼	(22,000)	1,355,430
Economic Services	2.1.10	695,786	422,625	467,579	44,954	11%	▲	25,750	721,536
Other Property and Services	2.1.11	30,450	19,245	27,393	8,148	42%	▲	5,000	35,450
Total Operating Revenue		3,654,160	1,766,786	1,707,569	(59,217)			(197,408)	3,456,752
Operating Expense									
Governance	2.2.1	(184,857)	(116,598)	(112,557)	4,041	3%		4,000	(180,857)
General Purpose Funding	2.2.2	(85,262)	(54,228)	(58,415)	(4,187)	(8%)		(4,000)	(89,262)
Law, Order and Public Safety	2.2.3	(141,232)	(85,078)	(86,938)	(1,860)	(2%)		3,000	(138,232)
Health		(30,642)	(17,857)	(20,518)	(2,661)	(15%)		0	(30,642)
Education and Welfare	2.2.5	(3,770)	(2,184)	(825)	1,359	62%	▲	1,500	(2,270)
Housing	2.2.6	(66,182)	(29,521)	(18,557)	10,964	37%	▲	2,000	(64,182)
Community Amenities	2.2.7	(208,582)	(120,276)	(109,260)	11,016	9%		17,200	(191,382)
Recreation and Culture	2.2.8	(194,333)	(115,730)	(106,137)	9,593	8%		4,000	(190,333)
Transport	2.2.9	(2,474,499)	(1,179,738)	(1,070,396)	109,342	9%		126,000	(2,348,499)
Economic Services	2.2.10	(802,656)	(478,573)	(501,525)	(22,952)	(5%)		(28,500)	(831,156)
Other Property and Services	2.2.11	(85,281)	41,384	11,690	(29,694)	72%		48,687	(36,594)
Total Operating Expenditure		(4,277,296)	(2,158,399)	(2,073,439)	84,960			173,887	(4,103,409)
Funding Balance Adjustments									
Add back Depreciation		707,690	412,769	394,723	(18,046)	(4%)		0	707,690
Adjust (Profit)/Loss on Asset Disposal		0	0	0	0			0	0
Adjust Provisions and Accruals		0	0	0	0			0	0
Net Cash from Operations		84,554	21,156	28,853	7,697			(23,521)	61,033
Capital Revenues									
Grants, Subsidies and Contributions	2.4.1	498,820	329,917	329,917	0	0%		41,593	540,413
Proceeds from Disposal of Assets		0	0	0	0			0	0
Total Capital Revenues		498,820	329,917	329,917	0			41,593	540,413
Capital Expenses									
Land and Buildings		0	0	0	0			0	0
Infrastructure - Roads	2.5.2	(748,724)	(396,195)	(392,893)	3,302	1%		9,123	(739,601)
Infrastructure - Bridges		(100,000)	0	0	0			0	(100,000)
Plant and Equipment		(7,000)	0	0	0			0	(7,000)
Furniture and Equipment		(2,000)	(1,000)	(968)	32	3%		0	(2,000)
Total Capital Expenditure		(857,724)	(397,195)	(393,861)	3,334			9,123	(848,601)
Net Cash from Capital Activities		(358,904)	(67,278)	(63,944)	3,334			50,716	(308,188)
Financing									
Transfer from Reserves		0	0	0	0			0	0
Repayment of Debentures		(69,957)	(34,762)	(34,762)	(0)	(0%)		0	(69,957)
Transfer to Reserves		(2,283)	(750)	(921)	(171)	(23%)		0	(2,283)
Net Cash from Financing Activities		(72,240)	(35,512)	(35,683)	(171)			0	(72,240)
Net Operations, Capital and Financing		(346,590)	(81,634)	(70,774)	10,860			27,195	(319,395)
Opening Funding Surplus(Deficit)		346,590	346,590	346,590	0	0%		0	346,590
Closing Funding Surplus(Deficit)	1	(0)	264,955	275,816	10,860			27,195	27,195

This statement is to be read in conjunction with the accompanying Financial Statements and notes.

SHIRE OF WANDERING
NOTES TO THE STATEMENT OF FINANCIAL ACTIVITY
For the Period Ended 31 January 2018

Note 1: NET CURRENT FUNDING POSITION

	Note	YTD 31 Jan 2018	Adopted Budget	Forecasted Year End
		Positive=Surplus (Negative=Deficit)		
		$	$	$
Current Assets				
Cash Unrestricted		224,145	17,375	44,570
Cash Restricted		284,623	285,985	285,985
Receivables - Rates		94,458	19,414	19,414
Receivables -Other		125,806	80,101	80,101
Inventories		74,978	43,475	43,475
		804,010	446,350	473,545
Less: Current Liabilities				
Payables		(156,543)	(94,229)	(94,229)
Provisions		(126,018)	(105,115)	(105,115)
		(282,561)	(199,344)	(199,344)
Less: Cash Reserves		(284,623)	(285,985)	(285,985)
Add: Leave Entitlements Cash Backed		38,990	38,979	38,979
Net Current Funding Position		**275,816**	**0**	**27,195**

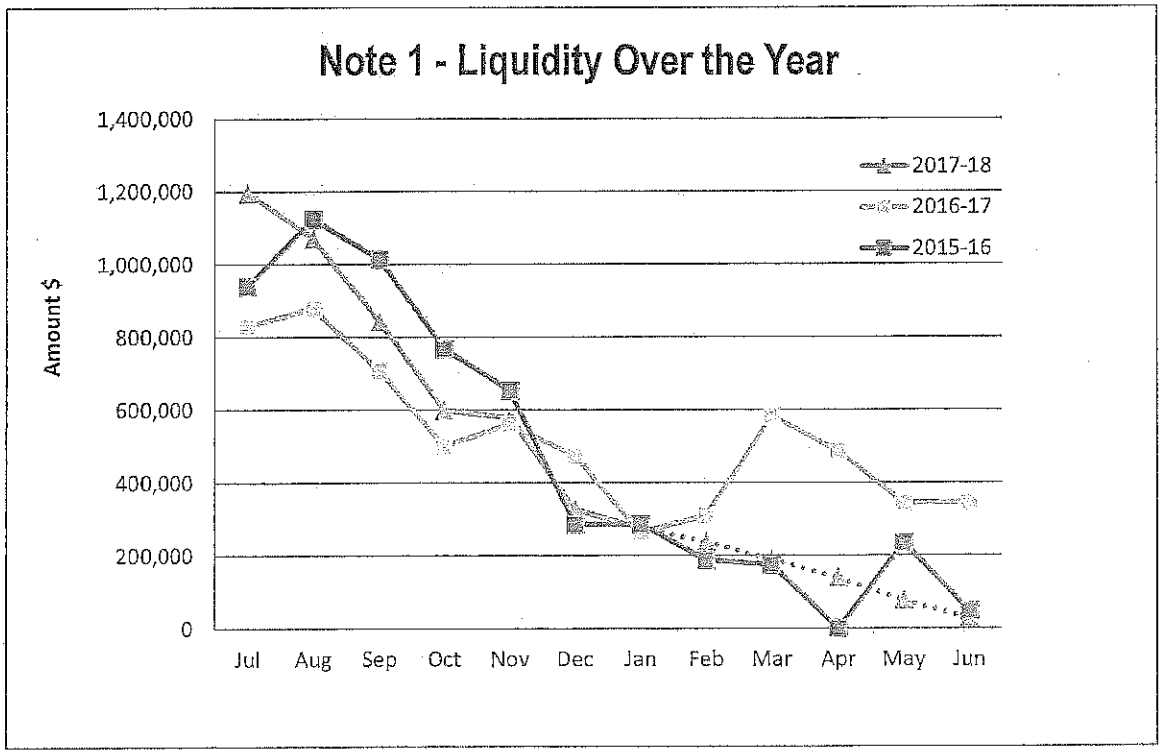

SHIRE OF WANDERING

NOTES TO THE BUDGET REVIEW REPORT

For the Period Ended 31 January 2018

Note 2: Predicted Variances

Comments/Reason for Variance	Variance $	
	Permanent	Timing
2.1 OPERATING REVENUE		
2.1.1 GOVERNANCE		
No Material Variance		
2.1.2 GENERAL PURPOSE FUNDING		
Increase in General Rates levied due to interim rates raised for subdivisons.	$5,000	
Discount allowed on early payment of Rates is lower than budgeted.	$4,000	
Penalty interest on late payment of Rates is higher than expected.	$3,000	
Budget allocation for Federal Assistance Grant overstated due to advance payment made in 2016/2017.	($235,808)	
Grant received for works completed on Bridge #5028 (Mooterdine/Carabin Creek) in 2016/2017.	$19,000	
Over estimation of interest received on Municipal funds.	($2,500)	
2.1.3 LAW ORDER & PUBLIC SAFETY		
Budget allocation for ESL Maintenance Grant overstated as first quarter paid in advance in 2016/2017.	($7,650)	
Additional revenue received as a result of fire break infringements.	$2,600	
2.1.4 HEALTH		
Additional revenue generated due to hire of medical room to Revive Occupational Therapy.	$3,500	
2.1.5 EDUCATION & WELFARE		
No Material Variance		
2.1.6 HOUSING		
No Material Variance.		
2.1.7 COMMUNITY AMENITIES		
Revenue generated on refuse collection fees is higher than budget expectations.	$2,700	
2.1.8 RECREATION & CULTURE		
No Material Variance.		
2.1.9 TRANSPORT		
Reduction to the MRD Direct Grant as per decision by State Government.	($22,000)	
2.1.10 ECONOMIC SERVICES		
Additional revenue for feral pigs eradication, transferred from Trust.	$14,000	
Overstated grant for trainee as funds were received in 2016/2017.	($15,000)	
Overstated Community Development Grant as funds were received in 2016/2017.	($8,750)	
Start up grant for trainee not expected to by received until 2018/2019.		($2,500)
Reduction in revenue generated by CRC activities such as training and marketing.	($4,000)	
Reimbursement received for DPI training which was expended in 2016/2017.	$3,000	
Insurance reimbursement for damage to Council Chambers floors.	$9,000	
Fuel sales are higher than budget expectation.	$30,000	
2.1.11 OTHER PROPERTY & SERVICES		
Diesel fuel rebate is higher than budget expectation.	$5,000	
Predicted Variances Carried Forward	($194,908)	($2,500)

SHIRE OF WANDERING

NOTES TO THE BUDGET REVIEW REPORT

For the Period Ended 31 January 2018

Note 2: Predicted Variances

Comments/Reason for Variance	Variance $	
	Permanent	Timing
Predicted Variances Brought Forward	($194,908)	($2,500)
2.2 OPERATING EXPENSES		
2.2.1 GOVERNANCE		
Saving's on Council election expenses.	$4,000	
2.2.2 GENERAL PURPOSE FUNDING		
Budget estimate for Rates study was higher than expected.	($4,000)	
2.2.3 LAW ORDER & PUBLIC SAFETY		
Saving on Ranger Services.	$3,000	
2.2.4 HEALTH		
No Material Variance.		
2.2.5 EDUCATION & WELFARE		
Savings on expenses relating to other education.	$1,500	
2.2.6 HOUSING		
Additional expenditure on shire housing due to maintenance requirements.	($6,000)	
Budget for paving for 1 Dowsett Street postponed.		$8,000
2.2.7 COMMUNITY AMENITIES		
Under budget on refuse collection services.	$2,200	
Over budget on refuse site maintenance costs.	($2,000)	
Expenses relating to street bin collections under budget expectations.	$6,000	
Planning Consultant expenses are lower than budget expectations.	$3,000	
Saving on maintenance costs for public conveniences.	$8,000	
2.2.8 RECREATION & CULTURE		
Maintenance costs for maintaining oval and playground lower than budget expectations.	$4,000	
2.2.9 TRANSPORT		
Wages costs below budget expenditure for Road Maintenance due to contingency of extra wages allocated to budget due to storm damage costs which is not required.	$134,000	
Unbudgeted expenditure on Town Street Maintenance.	($10,000)	
Saving on street lighting costs.	$2,000	
2.2.10 ECONOMIC SERVICES		
Additional expenditure on feral pigs eradication project due to additional grant revenue for the same value.	($14,000)	
Consultant building surveyor costs are below budget expectations.	$3,000	
Reduction in CRC activities, such as training courses and marketing. See corresponding CRC revenue reduction.	$7,500	
Purchases for fuel stock is more expensive than budget expectations. See corresponding revenue on fuel sales.	($25,000)	
Predicted Variances Carried Forward	($77,706)	$5,500

SHIRE OF WANDERING

NOTES TO THE BUDGET REVIEW REPORT

For the Period Ended 31 January 2018

Note 2: Predicted Variances

Comments/Reason for Variance	Variance $	
	Permanent	Timing
Predicted Variances Brought Forward	($77,708)	$5,500
2.2.11 OTHER PROPERTY & SERVICES		
Expenditure on works staff is higher due to Traffic Control Course and additional insurance.	($16,000)	
Works & plant overhead allocation's overstated on budget workings.	$143,616	
Insurance on plant and equipment more expensive.	($4,000)	
Fuel and oil for works equipment is higher than budget expectation due to flood damage works.	($30,000)	
Costs on repairs to plant is more than expected due to unexpected repairs to CAT Loader.	($20,000)	
Budget on plant licence expenses included removal of stamp duty concession. State government maintained concession and reduced MRD Direct Grant.	$10,000	
Administration salaries are under budget due to allocation of wages for Manager of Finance which is now contracted to the Shire of Williams.	$57,592	
Fringe benefits tax understated in budget.	($4,000)	
Building maintenance in administration higher due to flood damage is corresponding revenue.	($9,000)	
Expenditure on plant depot maintenance is higher than budget expectations.	($5,000)	
Insurance costs lower than budget expectations.	$6,500	
Saving on administration vehicle running expenses.	$3,000	
Expenditure on office reception counter, grant received in 16/17.	($5,260)	
Saving on legal expenses.	$2,000	
Additional expenditure on consultancy fees due to delay in replacing Manager of Finance.	($47,168)	
Additional expenditure for Manager of Finance contracted by the Shire of Williams.	($33,593)	
Predicted Variances Carried Forward	($29,021)	$5,500

Predicted Variances Brought Forward	($29,021)	$5,500
2.3 FUNDING BALANCE ADJUSTMENTS		
2.3.1 DEPRECIATION		
No Material Variance.		
2.3.2 DISPOSALS		
No Material Variance.		
2.3.3 ADJUSTMENTS TO PROVISIONS AND ACCRUALS		
No Material Variance.		
Predicted Variances Carried Forward	($29,021)	$5,500

Predicted Variances Brought Forward	($29,021)	$5,500
2.4 CAPITAL REVENUE		
2.4.1 GRANTS, SUBSIDIES AND CONTRIBUTIONS		
Grant for Blackspot Road Construction not included in Budget.	$41,593	
2.4.2 PROCEEDS FROM DISPOSAL OF ASSETS		
No Material Variance.		
Predicted Variances Carried Forward	$12,572	$5,500

SHIRE OF WANDERING

NOTES TO THE BUDGET REVIEW REPORT

For the Period Ended 31 January 2018

Note 2: Predicted Variances

Comments/Reason for Variance	Variance $	
	Permanent	Timing
Predicted Variances Brought Forward	$12,572	$5,500
2.5 CAPITAL EXPENSES		
2.5.1 LAND AND BUILDINGS		
No Material Variance.		
2.5.2 INFRASTRUCTURE ASSETS - ROADS		
Under budget on Stage II North Wandering Bannister Rd works (materials only)	$15,000	
Reduced expenditure on Wandering Pingelly Rd - Tree Pruning due to reduction in MRD Grant.	$17,000	
Blackspot funding works on 'Intersection Wandering/Bannister Rd & Ricks Rd' not included in the budget.	($22,877)	
2.5.3 INFRASTRUCTURE ASSETS - BRIDGES		
No Material Variance.		
2.5.4 PLANT AND EQUIPMENT		
No Material Variance.		
2.5.5 FURNITURE AND EQUIPMENT		
No Material Variance		
Predicted Variances Carried Forward	$21,695	$5,500
Predicted Variances Brought Forward	$21,695	$5,500
2.6 OTHER ITEMS		
2.6.1 RESERVE TRANSFERS		
No Material Variance		
2.6.2 REPAYMENT OF DEBENTURES		
No Material Variance		
2.6.3 OPENING FUNDING SURPLUS(DEFICIT)		
No Material Variance		
Total Predicted Variances as per Annual Budget Review	$21,695	$5,500
	TOTAL	$27,195

SHIRE OF WANDERING

NOTES TO THE BUDGET REVIEW REPORT

For the Period Ended 31 January 2018

Note 3. PROPOSED BUDGET AMENDMENTS

Amendments to original budget as requested as part of this Budget Review

GL Account Code	Description	Classification	Increase in Available Cash	Decrease in Available Cash	Amended Budget Running Balance
			$	$	$
E04102	Council Election Expenses	Operating Expense	4,000		4,000
R03103	General Rates Levied	Operating Revenue	5,000		9,000
R03105	Penalty Interest Raised on Rates	Operating Revenue	3,000		12,000
R03120	Less Discount on Rates	Operating Revenue	4,000		16,000
R03201	Grants Commission - General	Operating Revenue		(126,911)	(110,911)
R03202	Grants Commission - Roads	Operating Revenue		(108,697)	(219,608)
R03203	Grants Commission - Bridges	Operating Revenue	19,000		(200,808)
R03252	Interest Received - Short Term Investments	Operating Revenue		(2,500)	(203,308)
E03290	Other General Purpose Funding Expenses	Operating Expense		(4,000)	(207,308)
R05100	DFES Grants	Operating Revenue		(7,650)	(214,958)
R05102	Fines and Penalties - Fire Prevention	Operating Revenue	2,600		(212,358)
E05200	Ranger Services	Operating Expense	3,000		(209,358)
R07701	Income Relating to Other Health	Operating Revenue	3,500		(205,858)
E08290	Other Expenses Relating to Other Education	Operating Expense	1,500		(204,358)
E09101	Maintenance - 13 Dunmall Drive	Operating Expense		(6,000)	(210,358)
E09104	Maintenance - 1 Dowsett Street	Operating Expense	8,000		(202,358)
R10101	Domestic Refuse Collection Fees	Operating Revenue	3,500		(198,858)
E10101	Domestic Refuse Collection	Operating Expense	4,000		(194,858)
E10103	Refuse Site Maintenance Costs	Operating Expense		(2,000)	(196,858)
R10201	Commercial Refuse Collection Fees	Operating Revenue		(1,800)	(198,658)
R10290	Commercial waste Fees & Charges	Operating Revenue	1,000		(197,658)
E10201	Commercial Refuse Collection	Operating Expense		(1,800)	(199,458)
E10203	Street Bin Collection Expenses	Operating Expense	6,000		(193,458)
E10601	Planning Consultant Fees	Operating Expense	3,000		(190,458)
E10701	Public Conveniences - Watts Street	Operating Expense	8,000		(182,458)
E11301	Community Centre Oval	Operating Expense	2,000		(180,458)
E11306	Playgrounds	Operating Expense	2,000		(178,458)
R12202	Grant - Blackspot Funding	Capital Revenue	41,593		(136,865)
R12204	Grant - MRWA Direct	Operating Revenue		(22,000)	(158,865)
E12200	Rural Road Maintenance	Operating Expense	134,000		(24,865)
E12201	Town Street Maintenance	Operating Expense		(10,000)	(34,865)
E12207	Street Lighting	Operating Expense	2,000		(32,865)
E12209	Flood Damage I	Operating Expense	800,000		767,135
E12210	Flood Damage II	Operating Expense		(800,000)	(32,865)
R13102	Feral Pigs Funding	Operating Revenue	14,000		(18,865)
E13102	Feral Pigs	Operating Expense		(14,000)	(32,865)
E13300	Consultant Building Surveyor	Operating Expense	3,000		(29,865)
R13403	CRC Training Course Fees	Operating Revenue		(1,500)	(31,365)
R13410	CRC Project Grants Income	Operating Revenue		(15,000)	(46,365)
R13412	Wandering Echo	Operating Revenue		(2,500)	(48,865)
R13418	RDL Prof. Development & Training	Operating Revenue	3,000		(45,865)
R13420	RDL Traineeship	Operating Revenue		(2,500)	(48,365)
R13423	Community Development Grants Income	Operating Revenue		(8,750)	(57,115)
E13406	CRC Training Courses	Operating Expense	5,000		(52,115)
E13417	CRC Marketing & Promotion	Operating Expense	2,500		(49,615)
R13490	Insurance Reimbursement	Operating Revenue	9,000		(40,615)
R13602	Fuel Sales - Diesel	Operating Revenue	30,000		(10,615)
E13602	Fuel Purchases - Diesel	Operating Expense		(25,000)	(35,615)
E14203	Works - Health, Safety & Training	Operating Expense		(8,000)	(43,615)
E14290	Other Works Related Expenses	Operating Expense		(8,000)	(51,615)
E14294	Less PWOH allocated to Works & Services	Operating Expense	77,762		26,147
R14301	Diesel Fuel Rebate	Operating Revenue	5,000		31,147
E14301	Plant - Insurance	Operating Expense		(4,000)	27,147
E14302	Plant - Fuel & Oils	Operating Expense		(30,000)	(2,853)

SHIRE OF WANDERING

NOTES TO THE BUDGET REVIEW REPORT

For the Period Ended 31 January 2018

Note 3. PROPOSED BUDGET AMENDMENTS

Amendments to original budget as requested as part of this Budget Review

GL Account Code	Description	Classification	Increase in Available Cash	Decrease in Available Cash	Amended Budget Running Balance
E14304	Plant - Parts & Repairs	Operating Expense		(20,000)	(22,853)
E14306	Plant - Licences	Operating Expense	10,000		(12,853)
E14308	Less Plant Operation Costs allocated to Works & Services	Operating Expense	65,854		53,001
E14309	Plant - Depot Maintenance	Operating Expense		(5,000)	48,001
E14500	Admin - Salaries	Operating Expense	52,592		100,593
E14501	Admin - Superannuation	Operating Expense	5,000		105,593
E14502	Admin - Fringe Benefits Tax	Operating Expense		(4,000)	101,593
E14506	Admin - Building Maintenance	Operating Expense		(9,000)	92,593
E14508	Admin - Insurance Premiums	Operating Expense	6,500		99,093
E14509	Admin - Vehicle Running Expenses	Operating Expense	3,000		102,093
E14510	Office Equipment Maintenance	Operating Expense		(5,260)	96,833
E14514	Legal Expenses	Operating Expense	2,000		98,833
E14515	Consultancy Fees	Operating Expense		(47,168)	51,665
E14521	Resource Sharing	Operating Expense		(33,593)	18,072
0012RRG	Stage II North Wandering Bannister Rd works	Capital Expenses	15,000		33,072
0056RRG	Wandering Pingelly Rd - Tree Pruning	Capital Expenses	17,000		50,072
0004BSF	Intersection Wandering/Bannister Rd & Ricks Rd	Capital Expenses		(22,877)	27,195
Amended Budget Cash Position			**1,386,901**	**(1,359,706)**	**27,195**

SHIRE OF WANDERING
DETAILED OPERATING SCHEDULE
For the Period Ended 31 January 2018

COA	Description	17/18 Budget	YTD Budget	YTD Actual	Variance ($)	Budget Review
GOVERNANCE						
Members of Council						
		0	0	0	0	
Total Revenue		0	0	0	0	0
E04101	Members Conference Expenses	(12,000)	(7,000)	(4,760)	2,240	
E04102	Council Election Expenses	(5,000)	(2,912)	(1,061)	1,851	4,000
E04103	President's Allowance	(4,000)	(2,331)	(2,000)	331	
E04104	Members Refreshments	(6,000)	(3,500)	(4,199)	(699)	
E04105	Members - Insurance	(5,372)	(5,372)	(5,400)	(28)	
E04106	Members - Subscriptions, Donations	(15,725)	(15,725)	(15,048)	677	
E04109	Members Sitting Fees	(500)	(287)	(431)	(144)	
E04112	Maintenance - Council Chambers	(1,443)	(833)	(493)	340	
E04113	Members Other Expenditure	(14,000)	(8,162)	(4,961)	3,201	
E04198	Depreciation	0	0	0	0	
E04199	Administration Allocated	(120,817)	(70,476)	(74,203)	(3,727)	
Total Expenditure		(184,857)	(116,598)	(112,557)	4,041	4,000
Sub-total: Members of Council		(184,857)	(116,598)	(112,557)	4,041	4,000
NET RETURN : GOVERNANCE		(184,857)	(116,598)	(112,557)	4,041	4,000
GENERAL PURPOSE FUNDING						
Rates						
R03103	General Rates Levied	975,619	975,619	980,533	4,914	5,000
R03104	Ex-Gratia Rates Received	2,692	2,692	2,692	0	
R03105	Penalty Interest Raised on Rates	3,000	1,750	4,183	2,433	3,000
R03108	Instalment Interest Received	2,184	1,274	1,625	351	
R03109	Rates Administration Fee Received	2,400	1,400	2,648	1,248	
R03120	Less Discount on Rates	(41,545)	(41,545)	(37,426)	4,119	4,000
Total Revenue		944,350	941,190	954,255	13,065	12,000
E03100	Minor Rate Expenses	0	0	(346)	(346)	
E03101	Valuation Expenses and Title Searches	(6,000)	(3,500)	(389)	3,111	
E03199	Administration Allocated	(48,636)	(28,371)	(31,149)	(2,778)	
Total Expenditure		(54,636)	(31,871)	(31,884)	(13)	0
Sub-total: Rates		889,714	909,319	922,371	13,052	12,000
General Purpose Grants						
R03201	Grants Commission - General	263,372	131,686	65,211	(66,475)	(126,911)
R03202	Grants Commission - Roads	213,892	106,946	52,498	(54,449)	(108,897)
R03203	Grants Commission - Bridges	0	0	19,000	19,000	19,000
R03250	Interest Received - Municipal	410	238	202	(36)	
R03251	Interest Received - Reserve Funds	3,500	2,037	921	(1,116)	
R03252	Interest Received - Short Term Investments	3,500	2,037	436	(1,601)	(2,500)
Total Revenue		484,674	242,944	138,268	(104,676)	(219,308)
E03290	Other General Purpose Funding Expenses	(10,000)	(10,331)	(13,880)	(3,549)	(4,000)
E03299	Administration Allocated	(20,626)	(12,026)	(12,651)	(625)	
Total Expenditure		(30,626)	(22,357)	(26,531)	(4,174)	(4,000)
Sub-total: General Financing		454,048	220,587	111,737	(108,850)	(223,308)
NET RETURN : GENERAL PURPOSE FUNDING		1,343,762	1,129,906	1,034,108	(95,798)	(211,308)

SHIRE OF WANDERING
DETAILED OPERATING SCHEDULE
For the Period Ended 31 January 2018

COA	Description	17/18 Budget	YTD Budget	YTD Actual	Variance ($)	Budget Review
LAW, ORDER & PUBLIC SAFETY						
Fire Prevention						
R05100	DFES Grants	30,600	20,196	15,300	(4,896)	(7,650)
R05101	ESL Administration Fee	4,000	4,000	4,000	0	
R05102	Fines and Penalties - Fire Prevention	720	120	769	649	2,600
Total Revenue		35,320	24,316	20,069	(4,248)	(5,050)
E05100	Purchase of Plant & Equipment <$1,200 per item	(4,000)	(666)	0	666	
E05101	Maintenance of Plant and Equipment	(750)	(434)	0	434	
E05102	Maintenance of Vehicles/Trailers/Boats	(8,881)	(5,173)	(4,891)	282	
E05103	Maintenance of Land and Buildings	(4,316)	(2,513)	(913)	1,600	
E05104	Clothing and Accessories	(3,000)	(500)	0	500	
E05105	Utilities, Rates and Taxes	(1,500)	(875)	(725)	150	
E05106	Other Goods and Services	(2,000)	(1,162)	(485)	677	
E05107	Insurances	(7,569)	(7,569)	(7,471)	98	
E05190	Other Fire Control Expenses	(7,719)	(6,501)	(6,617)	(116)	
E05198	Depreciation	(49,778)	(29,036)	(28,599)	437	
E05199	Administration Allocated	(25,520)	(14,882)	(23,597)	(8,715)	
Total Expenditure		(115,033)	(69,311)	(73,297)	(3,986)	0
Sub-total: Fire Prevention		(79,713)	(44,995)	(53,228)	(8,233)	(5,050)
Animal Control						
R05201	Fines and Penalties - Animal Control	300	175	5	(170)	
R05202	Dog Registration Fees	1,800	1,300	1,696	396	
R05203	Cat Registration Fees	100	56	120	64	
Total Revenue		2,200	1,531	1,821	290	0
E05200	Ranger Services	(12,000)	(7,000)	(5,100)	1,900	3,000
E05290	Other Animal Control Expenses	(1,483)	(861)	(235)	626	
E05299	Administration Allocated	(6,946)	(4,046)	(4,363)	(317)	
Total Expenditure		(20,429)	(11,907)	(9,697)	2,210	3,000
Sub-total: Animal Control		(18,229)	(10,376)	(7,876)	2,500	3,000
Other Law & Order						
E05300	CCTV Camera Maintenance	(1,200)	(1,200)	(1,200)	0	
E05398	Depreciation of CCTV Camera	(2,574)	(1,496)	(1,514)	(18)	
E05399	Administration Allocated	(1,996)	(1,162)	(1,230)	(68)	
Total Expenditure		(5,770)	(3,860)	(3,944)	(84)	0
Sub-total: Other Law & Order		(5,770)	(3,860)	(3,944)	(84)	0
NET RETURN: LAW, ORDER & PUBLIC SAFETY		(103,712)	(59,231)	(65,049)	(5,818)	(2,050)
HEALTH						
Administration and Inspection						
E07400	Consultant Health Surveyor	(16,500)	(9,625)	(11,044)	(1,419)	
E07401	Analytical Expenses	(400)	(231)	0	231	
E07490	Other Preventative Services Expenses	(282)	(161)	(296)	(135)	
E07499	Administration Allocated	(9,373)	(5,467)	(5,870)	(403)	
Total Expenditure		(26,555)	(15,484)	(17,210)	(1,726)	0
Sub-total: Administration and Inspection		(26,555)	(15,484)	(17,210)	(1,726)	0

SHIRE OF WANDERING
DETAILED OPERATING SCHEDULE
For the Period Ended 31 January 2018

COA	Description	17/18 Budget	YTD Budget	YTD Actual	Variance ($)	Budget Review
	Preventative Services - Pest Control					
E07599	Administration Allocated	(751)	(434)	(1,689)	(1,255)	
	Sub-total: Preventative Services - Pest Control	(751)	(434)	(1,689)	(1,255)	0
	Preventative Services - Other					
E07699	Administration Allocated	(1,374)	(798)	(873)	(75)	
	Sub-total: Preventative Services - Other	(1,374)	(798)	(873)	(75)	0
	Other Health					
R07701	Income Relating to Other Health	1,000	581	4,076	3,495	3,500
	Total Revenue	1,000	581	4,076	3,495	3,500
E07790	Expenses Relating to Other Health	(1,500)	(875)	(469)	406	
E07799	Administration Allocated	(462)	(266)	(278)	(12)	
	Total Expenditure	(1,962)	(1,141)	(747)	394	0
	Sub-total: Other Health	(962)	(560)	3,329	3,889	3,500
	NET RETURN: HEALTH	(29,642)	(17,276)	(16,442)	834	3,500
	EDUCATION & WELFARE					
	Education					
E08290	Other Expenses Relating to Other Education	(2,916)	(1,694)	(309)	1,385	1,500
E08299	Administration Allocated	(116)	(63)	(79)	(16)	
	Sub-total: Education	(3,032)	(1,757)	(389)	1,368	1,500
	Welfare					
E08699	Administration Allocated	(738)	(427)	(436)	(9)	
	Sub-total: Welfare	(738)	(427)	(436)	(9)	0
	NET RETURN: EDUCATION & WELFARE	(3,770)	(2,184)	(825)	1,359	1,500
	HOUSING					
	Staff Housing					
E09101	Maintenance - 13 Dunmall Drive	(13,259)	(7,721)	(12,561)	(4,840)	(6,000)
E09102	Maintenance - 19 Humes Way	(5,151)	(2,996)	(3,511)	(515)	
E09103	Maintenance - 14 Down Street	(26,384)	(6,379)	(3,480)	2,899	
E09104	Maintenance - 1 Dowsett Street	(13,306)	(7,749)	(2,145)	5,604	8,000
E09196	Housing Cost Reallocated to Works and Services	62,630	36,533	37,506	973	
E09198	Depreciation	(32,118)	(18,732)	(13,686)	5,046	
E09199	Administration Allocated	(7,921)	(4,620)	(4,957)	(337)	
	Total Expenditure	(35,509)	(11,664)	(2,834)	8,830	2,000
	Sub-total: Staff Housing	(35,509)	(11,664)	(2,834)	8,830	2,000
	Other Housing					
R09126	Rental Income - 7 Gnowing St	9,100	5,306	5,250	(56)	
R09127	Rental Income - 5 Dunmall Drive	31,200	18,200	18,171	(29)	
	Total Revenue	40,300	23,506	23,421	(85)	0
E09105	Maintenance - 1 Michibin Street	(4,045)	(2,338)	(2,124)	214	
E09106	Maintenance - 7 Gnowing Street	(2,630)	(1,526)	(1,086)	440	
E09201	Maintenance - 5 Dunmall Drive	(2,913)	(1,694)	(2,226)	(532)	
E09202	Interest Charges	(8,521)	(4,970)	(4,150)	820	
E09298	Depreciation	(12,564)	(7,329)	(6,138)	1,191	
	Total Expenditure	(30,673)	(17,857)	(15,723)	2,134	0
	Sub-total: Other Housing	9,627	5,649	7,698	2,049	0
	NET RETURN : HOUSING	(25,882)	(6,015)	4,864	10,879	2,000

SHIRE OF WANDERING
DETAILED OPERATING SCHEDULE
For the Period Ended 31 January 2018

COA	Description	17/18 Budget	YTD Budget	YTD Actual	Variance ($)	Budget Review
COMMUNITY AMENITIES						
Sanitation - Household Refuse						
R10101	Domestic Refuse Collection Fees	24,000	24,000	27,660	3,660	3,500
R10102	Domestic Refuse Collection Fees - Season Pass	3,100	3,100	3,751	651	
R10190	Household waste Fees & Charges	500	287	68	(219)	
Total Revenue		27,600	27,387	31,479	4,092	3,500
E10101	Domestic Refuse Collection	(19,000)	(9,781)	(7,922)	1,859	4,000
E10102	Recycling Service - Domestic	(7,700)	(4,487)	(3,785)	702	
E10103	Refuse Site Maintenance Costs	0	0	(1,525)	(1,525)	(2,000)
E10104	Bulk Recycling	(6,000)	(3,500)	(2,566)	934	
E10190	Transfer Station Bin Collections	(30,000)	(17,500)	(16,253)	1,247	
E10199	Administration Allocated	(14,067)	(8,204)	(8,804)	(600)	
Total Expenditure		(76,767)	(43,472)	(40,855)	2,617	2,000
Sub-total: Sanitation		(49,167)	(16,085)	(9,376)	6,709	5,500
Sanitation - Other						
R10201	Commercial Refuse Collection Fees	4,000	4,000	2,118	(1,883)	(1,800)
R10204	Drum Muster Income	2,050	1,190	1,518	328	
R10290	Commercial waste Fees & Charges	3,000	1,750	2,793	1,043	1,000
R10291	Recycling Waste Fees & Charges	0	0	41	41	
R10293	White goods waste Fees & Charges	0	0	35	35	
R10294	Car bodies & Tyres Waster Fees & Charges	0	0	329	329	
Total Revenue		9,050	6,940	6,833	(107)	(800)
E10201	Commercial Refuse Collection	(200)	(112)	(1,723)	(1,611)	(1,800)
E10202	Bulk Recycling at Transfer Station	(200)	(112)	0	112	
E10203	Street Bin Collection Expenses	(9,000)	(5,250)	(1,398)	3,852	6,000
E10204	DrumMuster	(2,000)	(1,162)	(1,095)	67	
E10298	Depreciation	(3,276)	(1,911)	(4,223)	(2,312)	
E10299	Administration Allocated	(12,819)	(7,476)	(7,892)	(416)	
Total Expenditure		(27,495)	(16,023)	(16,331)	(308)	4,200
Sub-total: Sanitation - Other		(18,445)	(9,083)	(9,498)	(415)	3,400
Sewerage						
R10390	Income Relating to Sewerage	1,000	581	0	(581)	
Total Revenue		1,000	581	0	(581)	0
E10390	Expenses Relating to Sewerage	(500)	(287)	0	287	
E10399	Administration Allocated	(1,578)	(917)	(992)	(75)	
Total Expenditure		(2,078)	(1,204)	(992)	212	0
Sub-total: Sewerage		(1,078)	(623)	(992)	(369)	0
Urban Stormwater Drainage						
E10490	Expenses Relating to Urban Stormwater Drainage	(500)	(287)	(254)	33	
E10499	Administration Allocated	(650)	(378)	(436)	(58)	
Sub-total: Urban Stormwater Drainage		(1,150)	(665)	(690)	(25)	0
Protection of the Environment						
E10501	Removal of Abandoned Vehicles	(500)	(287)	0	287	
E10599	Administration Allocated	(4,302)	(2,506)	(2,657)	(151)	
Sub-total: Protection of the Environment		(4,802)	(2,793)	(2,657)	136	0
Town Planning and Regional Development						
R10601	Town Planning Fees & Charges	2,000	1,162	1,060	(102)	
Total Revenue		2,000	1,162	1,060	(102)	0

SHIRE OF WANDERING
DETAILED OPERATING SCHEDULE
For the Period Ended 31 January 2018

COA	Description	17/18 Budget	YTD Budget	YTD Actual	Variance ($)	Budget Review
E10601	Planning Consultant Fees	(5,000)	(2,912)	0	2,912	3,000
E10602	Town Planning Advertising	0	0	(387)	(387)	
E10699	Administration Allocated	(41,938)	(24,458)	(25,818)	(1,360)	
Total Expenditure		(46,938)	(27,370)	(26,205)	1,164	3,000
Sub-total: Town Planning and Regional Development		(44,938)	(26,208)	(25,146)	1,062	3,000
Other Community Amenities						
R10705	Cemetery Fees & Charges	1,500	875	0	(875)	
Total Revenue		1,500	875	0	(875)	0
E10701	Public Conveniences - Watts Street	(23,590)	(13,755)	(7,251)	6,504	8,000
E10702	Public Conveniences - Pumphreys Bridge	(8,118)	(4,718)	(6,237)	(1,519)	
E10705	Cemetery Maintenance	(500)	(287)	(787)	(500)	
E10790	Expenses Relating to Other Community Amenities	(500)	(287)	0	287	
E10798	Depreciation	(9,491)	(5,530)	(2,812)	2,718	
E10799	Administration Allocated	(7,153)	(4,172)	(4,442)	(270)	
Total Expenditure		(49,352)	(28,749)	(21,530)	7,219	8,000
Sub-total: Other Community Amenities		(47,852)	(27,874)	(21,530)	6,344	8,000
NET RETURN: COMMUNITY AMENITIES		(167,432)	(83,331)	(69,888)	13,443	19,900
RECREATION & CULTURE						
Public Halls and Civic Centre						
R11101	Community Centre Fees & Charges	1,000	167	32	(135)	
Total Revenue		1,000	167	32	(135)	0
E11101	Wandering Community Centre	(29,233)	(12,045)	(11,452)	593	
E11198	Depreciation	(12,854)	(7,497)	(6,960)	537	
E11199	Administration Allocated	(13,712)	(7,994)	(8,487)	(493)	
Total Expenditure		(55,799)	(27,536)	(26,900)	636	0
Sub-total: Public Halls and Civic Centre		(54,799)	(27,369)	(26,868)	501	0
Other Recreation and Sport						
R11390	Other Recreation Fees & Charges	500	287	545	258	
Total Revenue		500	287	545	258	0
E11300	Public Parks, Gardens & Reserves	(26,346)	(20,358)	(21,339)	(981)	
E11301	Community Centre Oval	(16,865)	(8,328)	(6,442)	1,886	2,000
E11302	Cheetaning Street Oval	(2,860)	(1,659)	(1,012)	647	
E11303	Wandering Tennis Courts	(1,988)	(1,155)	(1,291)	(136)	
E11305	Bowling Green	(1,682)	(973)	(1,008)	(35)	
E11306	Playgrounds	(6,799)	(3,955)	(2,324)	1,631	2,000
E11307	Skate Park Maintenance	(3,089)	(1,799)	(980)	819	
E11398	Depreciation	(40,527)	(23,639)	(22,371)	1,268	
E11399	Administration Allocated	(8,903)	(5,187)	(5,552)	(365)	
Total Expenditure		(109,059)	(67,053)	(62,320)	4,733	4,000
Sub-total: Other Recreaton and Sport		(108,559)	(66,766)	(61,774)	4,992	4,000
Television and Broadcasting						
E11498	Depreciation	(701)	(406)	(412)	(6)	
Sub-total: Television and Broadcasting		(701)	(406)	(412)	(6)	0

SHIRE OF WANDERING
DETAILED OPERATING SCHEDULE
For the Period Ended 31 January 2018

COA	Description	17/18 Budget	YTD Budget	YTD Actual	Variance ($)	Budget Review
Libraries						
E11500	Council Contribution to Library Operations	(9,500)	(9,500)	(9,500)	0	
E11590	Other Library Expenses	0	0	(60)	(60)	
Sub-total: Libraries		(9,500)	(9,500)	(9,560)	(60)	0
Other Culture						
R11690	Other Cultural Fees & Charges	0	0	100	100	
Total Revenue		0	0	100	100	0
E11601	Community Events	(9,219)	(5,376)	(399)	4,977	
E11698	Depreciation	(2,397)	(1,393)	(1,727)	(334)	
E11699	Administration Allocated	(7,658)	(4,466)	(4,799)	(333)	
Total Expenditure		(19,274)	(11,235)	(6,925)	4,310	0
Sub-total: Other Culture		(19,274)	(11,235)	(6,824)	4,411	0
NET RETURN: RECREATION & CULTURE		(192,633)	(115,276)	(105,459)	9,817	4,000
TRANSPORT						
Roads & Streets						
R12200	Grant - Regional Road Group	395,820	316,655	316,655	0	
R12201	Grant - Roads to Recovery	103,000	13,262	13,262	0	
R12202	Grant - Blackspot Funding	0	0	0	0	41,593
R12204	Grant - MRWA Direct	51,993	51,993	29,943	(22,050)	(22,000)
R12210	Grant - Storm & Flood Damage	1,322,937	0	0	0	
R12290	Other Roads Income	2,500	1,456	694	(762)	
Total Revenue		1,876,250	383,366	360,555	(22,811)	19,593
E12200	Rural Road Maintenance	(463,265)	(333,552)	(242,205)	91,347	134,000
E12201	Town Street Maintenance	0	0	(4,043)	(4,043)	(10,000)
E12202	Mulching/Clearing	0	0	0	0	
E12203	Drainage Maintenance/Spraying	(8,000)	(2,662)	(934)	1,728	
E12204	Footpath Maintenance	(500)	(287)	0	287	
E12206	Depot Maintenance	0	0	0	0	
E12207	Street Lighting	(9,600)	(5,600)	(3,982)	1,618	2,000
E12208	Road & Street Signs	(2,000)	(1,162)	(692)	470	
E12209	Flood Damage 1	(1,475,937)	(535,951)	(151,982)	383,969	800,000
E12210	Flood Damage II	0	0	(375,765)	(375,765)	(800,000)
E12211	Roman consultant	(5,000)	(2,912)	0	2,912	
E12214	Flood Damage Admin	0	0	0	0	
E12298	Depreciation	(430,000)	(250,831)	(246,573)	4,258	
E12299	Administration Allocated	(80,197)	(46,781)	(44,221)	2,560	
Total Expenditure		(2,474,499)	(1,179,738)	(1,070,396)	109,342	126,000
Sub-total: Roads & Streets		(598,249)	(796,372)	(709,841)	86,531	145,593
TOTAL: TRANSPORT		(598,249)	(796,372)	(709,841)	86,531	145,593

SHIRE OF WANDERING
DETAILED OPERATING SCHEDULE
For the Period Ended 31 January 2018

COA	Description	17/18 Budget	YTD Budget	YTD Actual	Variance ($)	Budget Review
ECONOMIC SERVICES						
Rural Services						
R13102	Feral Pigs Funding	10,000	10,000	23,910	13,910	14,000
Total Revenue		10,000	10,000	23,910	13,910	14,000
E13102	Feral Pigs	(10,000)	(10,000)	(23,910)	(13,910)	(14,000)
E13103	Vermin Control	(1,944)	(1,127)	0	1,127	
E13199	Administration Allocated	(2,823)	(1,645)	(1,745)	(100)	
Total Expenditure		(14,767)	(12,772)	(25,655)	1,027	(14,000)
Sub-total: Rural Services		(4,767)	(2,772)	(1,745)	1,027	0
Tourism & Area Promotion						
R13200	Caravan Park Fees & Charges	3,000	1,750	3,016	1,266	
R13290	Other Tourism & Area Promotion Income	0	0	168	168	
Total Revenue		3,000	1,750	3,184	1,434	0
E13200	Caravan Park	(16,179)	(10,436)	(10,761)	(325)	
E13202	Area Promotion	(10,000)	(8,331)	(8,429)	(98)	
E13203	Vintage Machinery Shed	(3,234)	(1,883)	(1,338)	545	
E13298	Depreciation	(9,088)	(5,299)	(5,327)	(28)	
E13299	Administration Allocated	(6,483)	(3,780)	(4,085)	(305)	0
Total Expenditure		(44,984)	(29,729)	(29,940)	(211)	0
Sub-total: Tourism & Area Promotion		(41,984)	(27,979)	(26,756)	1,223	0
Building Control						
R13301	Building License Fees & Charges	3,000	1,750	611	(1,139)	
R13302	BSL Commissions	120	70	5	(65)	
R13303	BCITF Commissions	120	70	0	(70)	
R13390	Other Building Control Income	500	287	0	(287)	
Total Revenue		3,740	2,177	616	(1,561)	0
E13300	Consultant Building Surveyor	(5,000)	(2,912)	(136)	2,776	3,000
E13398	Other Building Control Expenses	(282)	(161)	(296)	(135)	
E13399	Administration Allocated	(26,906)	(15,694)	(16,776)	(1,082)	
Total Expenditure		(32,188)	(18,767)	(17,208)	1,559	3,000
Sub-total: Building Control		(28,448)	(16,590)	(16,592)	(2)	3,000
Community Resource Centre						
R13400	CRC Donations	0	0	182	182	
R13401	CRC Centrelink	4,882	4,882	4,882	(0)	
R13402	CRC Fees & Charges	2,000	1,162	157	(1,005)	
R13403	CRC Training Course Fees	3,500	2,037	627	(1,410)	(1,500)
R13404	CRC Reimbursements	0	0	564	564	
R13410	CRC Project Grants Income	33,279	19,411	17,800	(1,611)	(15,000)
R13412	Wandering Echo	6,000	3,500	1,067	(2,433)	(2,500)
R13413	Library Contribution from Shire	9,500	9,500	9,500	0	
R13414	Licensing Commissions	5,500	3,206	3,854	648	
R13418	RDL Prof. Development & Training	0	0	3,029	3,029	3,000
R13420	RDL Traineeship	4,000	2,331	0	(2,331)	(2,500)
R13423	Community Development Grants Income	8,750	5,103	0	(5,103)	(8,750)
R13430	Fees(CRC)-Govt. Service Delivery	101,214	75,912	77,549	1,637	
Total Revenue		178,625	127,044	119,210	(7,834)	(27,250)
E13401	CRC Salaries	(82,170)	(47,929)	(51,500)	(3,571)	
E13402	CRC Superannuation	(10,553)	(6,153)	(7,505)	(1,352)	
E13403	CRC Other Staff Related Expenses	(2,000)	(1,162)	(1,201)	(39)	
E13404	CRC Insurance	(3,381)	(1,987)	(2,910)	(943)	
E13405	CRC Utilities	(4,500)	(2,625)	(3,070)	(445)	

SHIRE OF WANDERING
DETAILED OPERATING SCHEDULE
For the Period Ended 31 January 2018

COA	Description	17/18 Budget	YTD Budget	YTD Actual	Variance ($)	Budget Review
E13406	CRC Training Courses	(18,000)	(10,500)	(5,996)	4,504	5,000
E13407	CRC Printing & Stationery	(3,000)	(1,750)	(1,358)	392	
E13408	CRC Postage & Freight	(1,000)	(581)	0	581	
E13410	CRC Project Grants	(3,000)	(1,750)	0	1,750	
E13411	CRC Building Maintenance	(16,500)	(9,625)	(4,737)	4,888	
E13412	Wandering Echo	(1,500)	(875)	(691)	184	
E13413	Library	(3,000)	(1,750)	(1,934)	(184)	
E13414	Licensing	(1,600)	(931)	0	931	
E13416	CRC Equipment Fixture & Fittings	(2,500)	(1,456)	(360)	1,096	
E13417	CRC Marketing & Promotion	(7,000)	(3,061)	(512)	2,569	2,500
E13418	CRC Professional Develop. & Train.	(3,500)	(2,037)	(1,784)	253	
E13419	CRC Info & Comm Tech & Develop	(1,500)	(875)	(328)	547	
E13420	CRC Traineeship	0	0	0	0	
E13430	Community Development Grants Expenses	(8,750)	(7,603)	(7,565)	38	
E13498	Depreciation	(4,811)	(2,800)	(1,940)	860	
E13499	Administration Allocated	(12,903)	(7,525)	(8,685)	(1,160)	
Total Expenditure		(191,168)	(112,975)	(102,076)	10,899	7,500
Sub-total: Community Resource Centre		(12,543)	14,069	17,134	3,065	(19,750)
Other Economic Services						
R13490	Insurance Reimbursement	0	0	9,165	9,165	9,000
R13501	Post Office Commission	36,000	12,000	10,441	(1,559)	
R13502	Post Office Fees & Charges	4,000	2,331	2,681	350	
R13503	Telstra Exchange Lease Income	2,122	0	0	0	
R13504	Fees - Sale of Newspapers	2,344	1,365	1,736	371	
R13505	NBN Deed Access Income	455	259	0	(259)	
R13590	Other Economic Services Income	500	287	0	(287)	
Total Revenue		45,421	16,242	24,024	7,782	9,000
E13501	Postal Agency Expenses	(4,000)	(2,331)	(2,304)	27	
E13504	Purchase of West Australian	(2,000)	(1,162)	(1,936)	(774)	
E13599	Administration Allocated	(52,580)	(30,667)	(33,037)	(2,370)	
Total Expenditure		(58,580)	(34,160)	(37,277)	(3,117)	0
Sub-total: Other Economic Services		(13,159)	(17,918)	(13,253)	4,665	9,000
Fuel Facility						
R13601	Fuel Sales - ULP	220,000	128,331	126,046	(2,285)	
R13602	Fuel Sales - Diesel	235,000	137,081	170,589	33,508	30,000
Total Revenue		455,000	265,412	296,635	31,223	30,000
E13601	Fuel Purchases - ULP	(200,000)	(116,662)	(110,687)	5,975	
E13602	Fuel Purchases - Diesel	(210,000)	(122,500)	(148,351)	(25,851)	(25,000)
E13610	Fuel Facility Maintenance	(11,483)	(6,685)	(4,042)	2,643	
E13690	Other Fuel Facility Expenses	(4,000)	(3,631)	(4,513)	(882)	
E13698	Depreciation	(11,427)	(6,664)	(5,674)	990	
E13699	Administration Allocated	(24,059)	(14,028)	(16,102)	(2,074)	
Total Expenditure		(460,969)	(270,170)	(289,369)	(19,199)	(25,000)
Sub-total: Fuel Facility		(5,969)	(4,758)	7,266	12,024	5,000
TOTAL ECONOMIC SERVICES		(105,870)	(55,946)	(33,946)	22,002	(2,750)

SHIRE OF WANDERING
DETAILED OPERATING SCHEDULE
For the Period Ended 31 January 2018

COA	Description	17/18 Budget	YTD Budget	YTD Actual	Variance ($)	Budget Review
OTHER PROPERTY & SERVICES						
Private Works						
R14100	Private Works Fees & Charges	8,000	6,162	5,878	(284)	
Total Revenue		8,000	6,162	5,878	(284)	0
E14100	Private Works Expenses	(5,000)	(2,912)	(2,505)	407	
E14199	Administration Allocated	(5,695)	(3,318)	(3,688)	(370)	
Total Expenditure		(10,695)	(6,230)	(6,193)	37	0
Sub-total: Private Works		(2,695)	(68)	(316)	(248)	0
Public Works Overheads						
R14210	Workers Compensation Reimbursements	0	0	0	0	
Total Revenue		0	0	0	0	0
E14200	Works - Administration Expenses	(40,000)	(23,331)	(9,671)	13,660	
E14201	Works - Superannuation	(64,871)	(37,835)	(37,067)	768	
E14202	Works - Annual, LSL, Public Holiday & Sick Leave	(54,906)	(41,025)	(41,806)	(781)	
E14203	Works - Health, Safety & Training	(18,000)	(10,500)	(19,338)	(8,838)	(8,000)
E14204	Works - Protective Clothing	(6,500)	(3,787)	(572)	3,215	
E14205	Tools & Consumables	(10,000)	(5,831)	(5,782)	49	
E14290	Other Works Related Expenses	(23,417)	(13,657)	(22,554)	(8,897)	(8,000)
E14294	Less PWOH allocated to Works & Services	299,163	244,510	261,150	16,640	77,762
E14295	Housing Allocated	(50,970)	(29,729)	(21,434)	8,295	
E14299	Administration Allocated	(39,949)	(23,303)	(26,651)	(3,348)	
Total Expenditure		(9,450)	55,512	76,274	20,762	61,762
Sub-total: Public Works Overheads		(9,450)	55,512	76,274	20,762	61,762
Plant Operation						
R14301	Diesel Fuel Rebate	17,000	9,912	16,087	6,175	5,000
R14302	Motor Vehicle Policy discount	2,000	1,162	2,242	1,080	
R14303	Insurance reimbursement	0	0	0	0	
Total Revenue		19,000	11,074	18,329	7,255	5,000
E14301	Plant - Insurance	(18,741)	(10,927)	(22,927)	(12,000)	(4,000)
E14302	Plant - Fuel & Oils	(72,000)	(42,000)	(55,584)	(13,584)	(30,000)
E14303	Plant - Tyres and Tubes	(7,000)	(4,081)	(3,040)	1,041	
E14304	Plant - Parts & Repairs	(70,000)	(40,831)	(75,863)	(35,032)	(20,000)
E14305	Plant - Internal Repair Wages	(9,853)	(5,747)	(8,709)	(2,962)	
E14306	Plant - Licences	(15,268)	(8,904)	(3,255)	5,649	10,000
E14307	Plant - Depreciation	(57,261)	(33,397)	(31,457)	1,940	
E14308	Less Plant Operation Costs allocated to Works & Services	243,189	171,848	200,119	28,271	65,854
E14309	Plant - Depot Maintenance	(13,762)	(8,015)	(12,429)	(4,414)	(5,000)
E14398	Depreciation - Plant	(2,431)	(1,414)	(1,629)	(215)	
E14399	Administration Allocated	(15,580)	(9,086)	(10,351)	(1,265)	
Total Expenditure		(38,727)	7,446	(25,126)	(32,572)	16,854
Sub-total: Plant Operation		(19,727)	18,520	(6,796)	(25,316)	21,854
Administration						
R14500	Administration Fees & Charges	950	553	64	(488)	
R14590	Other Administration Income	2,500	1,456	3,071	1,615	
R14791	Income Relating to Unclassified - GST Free	0	0	50	50	
Total Revenue		3,450	2,009	3,186	1,177	0

SHIRE OF WANDERING
DETAILED OPERATING SCHEDULE
For the Period Ended 31 January 2018

COA	Description	17/18 Budget	YTD Budget	YTD Actual	Variance ($)	Budget Review
E14500	Admin - Salaries	(367,583)	(214,417)	(188,121)	26,296	52,592
E14501	Admin - Superannuation	(51,363)	(29,950)	(26,854)	3,106	5,000
E14502	Admin - Fringe Benefits Tax	(9,000)	(5,250)	(9,756)	(4,506)	(4,000)
E14503	Admin - Training Expenses	(5,000)	(2,912)	(1,594)	1,318	
E14504	Admin - Staff Uniforms	(3,500)	(2,037)	(182)	1,855	
E14505	Admin - Conference Expenses	(15,000)	(8,750)	(9,011)	(261)	
E14506	Admin - Building Maintenance	(13,000)	(7,574)	(22,396)	(14,822)	(9,000)
E14507	Admin - Utilities	(17,200)	(10,031)	(10,523)	(492)	
E14508	Admin - Insurance Premiums	(26,743)	(15,596)	(20,359)	(4,763)	6,500
E14509	Admin - Vehicle Running Expenses	(11,000)	(6,412)	(3,102)	3,310	3,000
E14510	Office Equipment Maintenance	(1,000)	(581)	(5,361)	(4,780)	(5,260)
E14511	IT Licensing & Support	(35,000)	(20,412)	(23,313)	(2,901)	
E14512	Audit Fees	(22,000)	(12,831)	(6,553)	6,278	
E14513	Bank Charges	(3,000)	(1,750)	(887)	863	
E14514	Legal Expenses	(7,000)	(4,081)	(2,084)	1,997	2,000
E14515	Consultancy Fees	(5,000)	(2,912)	(50,080)	(47,168)	(47,168)
E14516	Advertising	(1,500)	(875)	(599)	276	
E14517	Printing, Stationery & Postage	(9,500)	(5,537)	(5,806)	(269)	
E14519	Overdraft Facility Charges	(1,200)	(700)	(214)	486	
E14520	Overdraft Facility Interest	0	0	0	0	
E14521	Resource Sharing	0	0	(6,593)	(6,593)	(33,593)
E14590	Other Administration Expenses	(9,000)	(5,250)	(6,090)	(840)	
E14591	Housing Allocated	(11,660)	(6,797)	(1,205)	5,592	
E14594	Less Admin Costs allocated to Programs	625,231	364,714	381,099	16,385	
E14598	Depreciation	(26,392)	(15,393)	(13,682)	1,711	
Total Expenditure		(26,410)	(15,344)	(33,265)	(17,921)	(29,929)
Sub-total: Administration		(22,960)	(13,335)	(30,079)	(16,744)	(29,929)
Gross Salaries and Wages						
E14500	Gross Salaries & Wages	0	0	(603,714)	(603,714)	
E14601	Less Sal & Wages Aloc to Works	0	0	603,714	603,714	
Total Expenditure		0	0	0	0	0
Sub-total: Salaries & Wages		0	0	0	0	0
Town Planning Schemes						
		0	0	0	0	
Total Revenue		0	0	0	0	0
		0	0	0	0	
Total Expenditure		0	0	0	0	0
					0	
Sub-total: Town Planning Schemes		0	0	0	0	0
					0	
TOTAL OTHER PROPERTY & SERVICES		(54,832)	60,629	39,083	(21,546)	53,687
					0	
					0	
NET RETURN		(124,317)	(81,696)	(35,953)	25,743	18,072
					0	