

SHIRE OF WANDERING

22 Watts Street, Wandering WA 6308
Ph: 08 9884 1056
www.wandering.wa.gov.au



Our Vision:

Wandering is a community of responsible, resilient and adaptable residents thriving in our scenic, economically diverse environment.

ORDINARY MEETING OF COUNCIL

Agenda 17 February 2022

Dear Elected Member

The next Ordinary Meeting of Council of the Shire of Wandering will be held on 17 February 2022 in the Council Chambers, 22 Watts Street, Wandering, commencing at 3:30pm.

Ian Fitzgerald

ACTING CHIEF EXECUTIVE OFFICER

We wish to acknowledge the traditional custodians of the land we are meeting on today. We acknowledge and respect their continuing culture and the contribution they make to the Shire of Wandering, and convey our respects to Elders past, present and emerging.

CONTENTS

1. DECLARATION OF OPENING / ANNOUNCEMENT OF VISITORS	3
2. RECORD OF ATTENDANCE / APOLOGIES / LEAVE OF ABSENCE (PREVIOUSLY APPROVED)	3
3. DISCLOSURE OF INTERESTS	3
3.1. <i>DISCLOSURE OF INTEREST AFFECTING IMPARTIALITY</i>	3
3.2. <i>DISCLOSURE OF FINANCIAL/PROXIMITY INTERESTS</i>	3
4. PUBLIC QUESTION TIME	3
5. APPLICATIONS FOR LEAVE OF ABSENCE	3
6. CONFIRMATION OF MINUTES OF PREVIOUS MEETINGS	4
6.1. <i>ORDINARY MEETING OF COUNCIL HELD – 16 DECEMBER 2021</i>	4
6.2. <i>SPECIAL MEETING OF COUNCIL HELD – 27 JANUARY 2022</i>	4
6.3. <i>SPECIAL MEETING OF COUNCIL HELD – 3 FEBRUARY 2022</i>	4
7. ANNOUNCEMENTS BY SHIRE PRESIDENT AND/OR DEPUTY PRESIDENT WITHOUT DISCUSSION	4
8. PETITIONS/DEPUTATIONS/PRESENTATIONS/SUBMISSIONS	4
9. REPORTS OF COMMITTEES AND/OR WORKING GROUPS	4
9.1. <i>AUDIT COMMITTEE – 17 FEBRUARY 2022</i>	4
10. ACTING CHIEF EXECUTIVE OFFICER'S REPORTS	5
10.1. <i>CHANGE OF PURPOSE – RESERVE FUND</i>	5
10.2. <i>WANDERING CAMP OUT WEEKEND – FEES & CHARGES</i>	7
10.3. <i>WANDERING FAIR – FINANCIAL SUPPORT</i>	9
10.4. <i>FAST ATTACK APPLIANCE</i>	11
11. OTHER OFFICER'S REPORTS	13
11.1 <i>APPLICATION FOR DEVELOPMENT APPROVAL – SEA CONTAINER (OUTSIDE BUILDING ENVELOPE) – LOT 201 (NO. 30) ECHIDNA CLOSE, WANDERING</i>	13
12. COUNCILLORS' REPORTS ON MEETINGS ATTENDED	24
12.1. <i>COUNCILLORS' MEETINGS ATTENDED FOR THE PERIOD – 12/12/2021 – 10/2/2022</i>	24
13. ELECTED MEMBERS' MOTION OF WHICH PREVIOUS NOTICE HAS BEEN GIVEN	24
14. NEW BUSINESS OF AN URGENT NATURE INTRODUCED BY DECISION OF MEETING	24
14.1. <i>COUNCILLORS AND /OR OFFICERS</i>	24
15. CONFIDENTIAL ITEMS	24
15.1. <i>ITEM FOR DISCUSSION</i>	24
16. INFORMATION ITEMS	25
16.1. <i>ACCOUNTS PAID FOR PERIOD – 01/12/2021 – 31/01/2022</i>	25
16.2. <i>MONTHLY FINANCIAL REPORTS</i>	39
17. CLOSURE OF MEETING	68

ORDINARY MEETING OF COUNCIL AGENDA

1. DECLARATION OF OPENING / ANNOUNCEMENT OF VISITORS

We wish to acknowledge the traditional custodians of the land we are meeting on today. We acknowledge and respect their continuing culture and the contribution they make to the Shire of Wandering, and convey our respects to Elders past and present

2. RECORD OF ATTENDANCE / APOLOGIES / LEAVE OF ABSENCE (PREVIOUSLY APPROVED)

Present:

Cr I Turton
Cr G Parsons
Cr G Hansen
Cr G Curtis

Shire President
Deputy Shire President

Cr P Treasure
Cr M Watts
Cr S Little

Ian Fitzgerald A/CEO
Barry Gibbs EMTS

Apologies:

Nil

3. DISCLOSURE OF INTERESTS

3.1. DISCLOSURE OF INTEREST AFFECTING IMPARTIALITY

Division 6 Subdivision 1 of the Local Government Act 1995 requires Council Members and Employees to declare any direct or indirect financial interest or general interest in any matter listed in this Agenda.

The Act also requires the nature of the interest to be disclosed in writing before the meeting or immediately before the matter be discussed.

NB: A Council member who makes a disclosure must not preside or participate in, or be present during, any discussion or decision-making procedure relating to the declared matter unless the procedures set out in Sections 5.68 or 5.69 of the Act have been complied with.

DISCLOSURE OF INTEREST AFFECTING IMPARTIALITY

Disclosures of Interest Affecting Impartiality are required to be declared and recorded in the minutes of a meeting. Councillors who declare such an interest are still permitted to remain in the meeting and to participate in the discussion and voting on the particular matter. This does not lessen the obligation of declaring financial interests etc. covered under the Local Government Act.

To help with complying with the requirements of declaring Interests Affecting Impartiality the following statement is recommended to be announced by the person declaring such an interest and to be produced in the minutes.

"I (give circumstances of the interest being declared, eg: have a long-standing personal friendship with the proponent). As a consequence, there may be a perception that my impartiality on this matter may be affected. I declare that I will consider this matter on its merits and vote accordingly".

3.2. DISCLOSURE OF FINANCIAL/PROXIMITY INTERESTS

4. PUBLIC QUESTION TIME

5. APPLICATIONS FOR LEAVE OF ABSENCE

6. CONFIRMATION OF MINUTES OF PREVIOUS MEETINGS

6.1. ORDINARY MEETING OF COUNCIL HELD – 16 DECEMBER 2021

COUNCIL DECISION

That the Minutes of the Ordinary Meeting of Council held 16 December 2021 be confirmed as a true and correct record of proceedings without amendment.

6.2. SPECIAL MEETING OF COUNCIL HELD – 27 JANUARY 2022

COUNCIL DECISION

That the Minutes of the Special Meeting of Council held 27 January 2022 be confirmed as a true and correct record of proceedings without amendment.

6.3. SPECIAL MEETING OF COUNCIL HELD – 3 FEBRUARY 2022

COUNCIL DECISION

That the Minutes of the Ordinary Meeting of Council held 3 February 2022 be confirmed as a true and correct record of proceedings without amendment.

7. ANNOUNCEMENTS BY SHIRE PRESIDENT AND/OR DEPUTY PRESIDENT WITHOUT DISCUSSION

8. PETITIONS/DEPUTATIONS/PRESENTATIONS/SUBMISSIONS

9. REPORTS OF COMMITTEES AND/OR WORKING GROUPS

9.1. AUDIT COMMITTEE – 17 FEBRUARY 2022

9.1.1 – COUNCIL DECISION

That Council receives the Minutes of the Audit Committee meeting held 17 February 2022.

9.1.2 – COUNCIL DECISION

That Council receives the Annual Financial Statements, Auditor's Report and Management Report.

9.1.3 – COUNCIL DECISION

That Council adopts the Compliance Audit Return for the period 1 January 2021 to 31 December 2021.

10. ACTING CHIEF EXECUTIVE OFFICER'S REPORTS

10.1.CHANGE OF PURPOSE – RESERVE FUND

Proponent	N/A
Owner	Shire of Wandering
Location/Address	N/A
Author of Report	Ian Fitzgerald A/CEO
Date of Meeting	17/2/2022
Previous Reports	Nil
Disclosure of any Interest	Nil
File Reference	N/A
Attachments	Nil

BRIEF SUMMARY

Council to consider changing the purpose of the Leave Reserve Fund to allow it to be used for payment of Accrued Employee Entitlements which would include both annual and long service leave entitlements paid on resignation or when a staff member takes a period of long service leave.

BACKGROUND

The Reserve Fund has been in place for a number of years and holds funds set aside to cover the expense when a staff member or former staff member takes a period of long service leave.

It should be noted that long service leave is the only form of leave that is transferable between local governments and is only payable when the employee meets the service requirements set out in Long Service Leave Regulations.

STATUTORY/LEGAL IMPLICATIONS

Local Government Act 1995 s6.11(2)

- (2) *Subject to subsection (3), before a local government —*
- (a) *changes* the purpose of a reserve account; or*
 - (b) *uses* the money in a reserve account for another purpose,*
- it must give one month's local public notice of the proposed change of purpose or proposed use.*
- * Absolute majority required.*
- (3) *A local government is not required to give local public notice under subsection (2) —*
- (a) *where the change of purpose or of proposed use of money has been disclosed in the annual budget of the local government for that financial year; or*
 - (b) *in such other circumstances as are prescribed.*
- (4) *A change of purpose of, or use of money in, a reserve account is to be disclosed in the annual financial report for the year in which the change occurs.*

POLICY IMPLICATIONS

Nil

FINANCIAL IMPLICATIONS

The proposed change will allow for reserve funds to be used to meet both accrued annual and long service leave entitlements of an employee that resigns from the shire rather than impacting on the current budget of the time thus smoothing out the expense over a period of years. The fund will also continue to be available to meet the expense of an existing staff member taking a period of long service leave.

It would be prudent to transfer an amount to the reserve fund each year to ensure the level of funds available meet the demand at any given point in time.

STRATEGIC IMPLICATIONS**IMPROVE OUR FINANCIAL POSITION**

Our Goals	Our Strategies
The Wandering Shire is financially sustainable	Improve accountability and transparency Develop an investment strategy that plans for the future and provides cash backed reserves to meet operational needs Prudently manage our financial resources to ensure value for money

CONSULTATION/COMMUNICATION

Shire President

Deputy President

COMMENT

As Council would be aware there are 2 senior staff members who have contracts due to expire at the end of the current financial year or very early into 2022/23. Both employees will be entitled to long service leave accruals at the time their contracts are expiring as well as normal annual leave accruals that have not been used at that date. Whilst some of the long service leave entitlement will be recoverable from local governments work at previously there will be a portion that will be the responsibility of the Shire of Wandering.

At present there is no provision for the payout of unused annual leave at time of resignation or contract termination. There does not appear to be provision in the current salaries and wages budget for payment of unused leave at contract termination.

The change in purpose proposed will help cushion the financial impact on the payout of the unused annual leave this financial year but it will be necessary to ensure funds are regularly transferred to the reserve fund to help cover expense in future years.

VOTING REQUIREMENTS

Absolute Majority

OFFICER'S RECOMMENDATION – ITEM 10.1

That Council, in accordance with section 6.11(2) of the *Local Government Act 1995*, hereby gives notice that Council intends to change the Name and Purpose of a Reserve Fund. The "Leave Reserve Fund" is to become the "Accrued Employee Entitlements Fund" and the purpose of the funds included is "to be utilised for meeting the expense of accrued annual and long service leave entitlements on the resignation of an employee".

AUTHOR'S SIGNATURE:


10.2. WANDERING CAMP OUT WEEKEND – FEES & CHARGES

Proponent	Wandering Camp Out Weekend Inc
Owner	Shire of Wandering
Location/Address	Caravan Park, Cheetanning Oval, Community Centre & Community Centre Oval
Author of Report	Ian Fitzgerald, A/CEO
Date of Meeting	17/2/2022
Previous Reports	16/07/2020, 18/02/2021, 18/03/2021
Disclosure of any Interest	Nil
File Reference	11.116.11601:CC38
Attachments	Nil

BRIEF SUMMARY

Council has received a request from the Wandering Camp Out Weekend (WCOW) for use of the Caravan Park, and Cheetanning Oval, for the 2022 WCOW event. This year the WCOW event will require the facilities from Wednesday 19 October through to Monday 24 October.

BACKGROUND

The Wandering Camp Out Weekend (WCOW) is scheduled for the weekend of 22-23 October 2022. The WCOW Committee have requested all facilities for the period Wednesday 19 October 2022 to Monday 24 October 2022 inclusive.

The Council previously had in its fees and charges a subsidised rate caravan park sites for the Camp Out Weekend of:

- \$15 Powered site - Friday and Saturday incl; and
- \$10 Unpowered site – Friday and Saturday incl.

To exclusively hire the Caravan Park, the rate is \$495 per 24 hours or part thereof. In lieu of charging per powered or unpowered site, it is recommended that Council consider a discounted daily rate, that includes the provision of a skip bin service.

The 2021/22 Fees and Charges do not have specific mention of rates to be charged for the Wandering Camp Out Weekend.

STATUTORY/LEGAL IMPLICATIONS

Local Government Act 1995 s6.12

POLICY IMPLICATIONS

Nil

FINANCIAL IMPLICATIONS

Based on the set fee for booking the park exclusively the income for be \$2,475 – based on \$495 per day for five days presuming they would move in during the Wednesday and move out on the Monday. The cost to book the chalets is \$132 per night which would equate to an income of \$1,320.

The total income based on normal charge out rates would be \$3,795.

STRATEGIC IMPLICATIONS

IMPROVE THE ECONOMIC GROWTH OF OUR COMMUNITY

Our Goals	Our Strategies
Capture tourism opportunities locally	Encourage tourists, longer stays and repeat visitation Provide for and maintain infrastructure that grows tourism

CONSULTATION/COMMUNICATION

Email received from WCOW

COMMENT

The previous Wandering Camp Out Weekend was very successful but did come at a cost to Council in both reduced caravan park income plus in-kind support provided to help set-up and run the event.

The email received in relation to booking the facility for 2022 does not request any reduction in hire charges or in-kind assistance.

To help support a local community group to run a successful event it would be appropriate for Council to look at some reduction in hire fees and to make an in-kind contribution towards set-up including traffic management and provision of waste service.

The author recommends that the Wandering Camp Out Weekend be offered the facilities requested for \$2,000 which is an approximate discount of 50%.

Prior to the adoption of the 2022/23 budget the administration will have a conversation with the WCOW Committee to ascertain the level of in-kind support required for the 2022 event.

VOTING REQUIREMENTS

Simple Majority

OFFICER'S RECOMMENDATION – ITEM 10.2 WANDERING CAMP OUT WEEKEND – FEES & CHARGES

That Council approve:

- 1) The exclusive hire of the Wandering Caravan Park including the chalets for the period 19 October to 24 October 2022 to the Wandering Camp Out Weekend for a reduced fee of \$2,000 inclusive of GST.
- 2) The Shire administration negotiating the level of in-kind support requested from the Shire of Wandering in support of the 2022 event.

AUTHOR'S SIGNATURE:

10.3.WANDERING FAIR – FINANCIAL SUPPORT

Proponent	Wandering Fair
Owner	Shire of Wandering
Location/Address	Community Centre Oval & Community Centre
Author of Report	Ian Fitzgerald, A/CEO
Date of Meeting	17/2/2022
Previous Reports	20/02/2020 – 19/12/2019
Disclosure of any Interest	Nil
File Reference	11.116.11601:EM193
Attachments	Nil

BRIEF SUMMARY

Council has received a request from the Wandering Fair Committee for financial and in-kind assistance with the proposed 2022 Wandering Fair.

BACKGROUND

Council provided a \$3,000 donation, fee waiver and in-kind support towards the 2020 Wandering Fair which was a successful event.

STATUTORY/LEGAL IMPLICATIONS

Local Government Act 1995 s6.12

POLICY IMPLICATIONS

Nil

FINANCIAL IMPLICATIONS

Council has in the past provided \$3,000 to the Wandering Fair Committee.

As this event will be held later in the year Council has the opportunity to make the necessary provision in the 2022/23 annual budget.

STRATEGIC IMPLICATIONS

RETAIN AND GROW OUR POPULATION

Our Goals	Our Strategies
People feel safe, connected and actively involved in the community	Facilitate and support activities that optimise use of our facilities Assist Community and sporting organisations to remain sustainable and active Engage and celebrate local culture, both indigenous and non-indigenous Facilitate and support Emergency Services Planning Preserve our history

IMPROVE THE ECONOMIC GROWTH OF OUR COMMUNITY

Our Goals	Our Strategies
Capture tourism opportunities locally	Encourage tourists, longer stays and repeat visitation Provide for and maintain infrastructure that grows tourism

CONSULTATION/COMMUNICATION

Correspondence from Wandering Fair Committee

COMMENT

The previous Wandering Fair was very successful and was supported by Council.

This year the Committee is planning on holding the fair on Saturday 22 October which is the same weekend of the Wandering Campout Weekend.

The events will be run by separate groups but they are planning on working together to make better use of resources and other matters including the hiring of toilets, engaging of food vans and entertainment.

The groups are to be commended for working together to ensure both events are successful and do not place to greater strain on the available volunteers and community groups.

Prior to the adoption of the 2022/23 budget the administration will have a conversation with the Wandering Fair Committee to ascertain the level of in-kind support required for the 2022 event.

VOTING REQUIREMENTS

Simple Majority

OFFICER'S RECOMMENDATION – ITEM 10.3 - WANDERING FAIR COMMITTEE – REQUEST FOR FINANCIAL ASSISTANCE

That Council support the request of the Wandering Fair Committee in September 2022 by way of:

- a) Cash contribution of \$3,000
- b) Full fee waiver for the use of the Wandering Community Centre and oval precinct
- c) In-kind support by means of Shire staff and equipment to assist with set up and pack up, printing of flyers etc, and advertising in the Echo and on the Shire's and CRC's websites and social media pages.

That Council make provision for the donation in the 2022/23 annual budget

AUTHOR'S SIGNATURE:

10.4 FAST ATTACK APPLIANCE

Proponent	Shire of Wandering
Owner	Shire of Wandering
Location/Address	District
Author of Report	Ian Fitzgerald, A/CEO
Date of Meeting	17/2/2022
Previous Reports	Nil
Disclosure of any Interest	Nil
File Reference	05.051.05108
Attachments	Nil

BRIEF SUMMARY

Council is asked to support the Wandering Volunteer Bushfire Brigades in their application for a permanent fast attack fire appliance to be allocated to Wandering and to lobby Department of Fire and Emergency Services and local politicians to try and achieve a positive outcome.

BACKGROUND

Each fire season the Shire of Wandering is allocated a fast attack vehicle but this allocation is dependent on availability, needs of other areas and can be withdrawn at any time if it is deemed another area has a greater need.

STATUTORY/LEGAL IMPLICATIONS

Local Government Act 1995 s6.12

POLICY IMPLICATIONS

Nil

FINANCIAL IMPLICATIONS

Nil – any vehicle provided would be through the ESL and fully funded including maintenance.

STRATEGIC IMPLICATIONS

RETAIN AND GROW OUR POPULATION

Our Goals	Our Strategies
People feel safe, connected and actively involved in the community	Facilitate and support activities that optimise use of our facilities Assist Community and sporting organisations to remain sustainable and active Engage and celebrate local culture, both indigenous and non-indigenous Facilitate and support Emergency Services Planning Preserve our history

PROVIDE STRONG LEADERSHIP

Our Goals	Our Strategies
9. A well informed Community	9.1 Foster opportunities for connectivity between Council and the Community
10. We plan for the future and are strategically focussed	10.1 Ensure accountable, ethical and best practice governance 10.2 Develop and maintain our Strategic Plan, Corporate Business Plan, Asset Management Plan, Workforce Plan and Long Term Financial Plan 10.3 Service level plans detail operational roles, responsibilities and resources 10.4 Engage with local, regional, state and federal stakeholders to grow mutually beneficial relationships

CONSULTATION/COMMUNICATION

Council

Chief Bushfire Control Officer

COMMENT

In order to obtain a new appliance or fire shed Council is required to complete a Resource to Risk document outlining the reasons and justification for the allocation of the additional appliance or facility. This document goes to the regional DFES Office for support or rejection before going up the line to DFES Head Office.

A Resource to Risk has been prepared for a fast attack vehicle previously and submitted to the regional office where it has received support. The problem has been that once it gets to head office the request is declined on the basis that we do not have sufficient fire history and there is not enough money in the pool to purchase and equip the number of appliances required across the state.

With the weather patterns changing and the severity of fires intensifying, as we saw recently with fires in our neighbouring shires, there is a need to be proactive in getting the best range of appliances and equipment to support our local bushfire volunteers.

The proposal is to rework the Resource to Risk document requesting the allocation of a new permanent fast attack vehicle and lobby local politicians to get a positive outcome. It is also proposed to get letters of support from neighbouring Councils requesting them to outline the benefits they have seen in having a permanent fast attack vehicle as a part of their fire-fighting fleet.

VOTING REQUIREMENTS

Simple Majority

OFFICER'S RECOMMENDATION – ITEM 10.4 – FAST ATTACK APPLIANCE

That Council formally support the submission of a Resource to Risk application to Department of Fire and Emergency Services for the allocation of a permanently based fast attack fire appliance in Wandering and lobby local politicians for their support in getting a positive outcome for our local bushfire volunteers.

AUTHOR'S SIGNATURE:A handwritten signature in black ink, appearing to be a stylized name, located below the 'AUTHOR'S SIGNATURE:' label.

11. OTHER OFFICER'S REPORTS

11.1 APPLICATION FOR DEVELOPMENT APPROVAL – SEA CONTAINER (OUTSIDE BUILDING ENVELOPE) – LOT 201 (NO. 30) ECHIDNA CLOSE, WANDERING

PROPERTY DETAILS			
Assessment No:	A548	Owner:	Matthew Pursell and Karen Pursell
Corresp. No:	PA252	Date Received:	12 November 2021
Lot/Location No:	Lot 201 (No. 30)		
Street Name:	Echidna Close	Suburb:	Wandering

PURPOSE:	
Description of Proposed Use:	Sea Container (Outside Building Envelope)
Nature of any existing buildings and or/use:	N/A - vacant site
Zoning:	Rural-Residential
Zoning Use Code:	N/A
Heritage Listed:	N
Setback variation required:	N/A
Policy Applicable:	Local Planning Policy 3 - Sea Containers
Author of Report:	Ryan Munyard - Senior Town Planner (Altus Planning)
Date of Meeting:	17/02/2022
Attachment:	Plans

BACKGROUND:

The Shire has received an application for development approval to place a sea container on Lot 201 (No. 30) Echidna Close, Wandering ('subject site' or 'site'), outside the designated building envelope.

The subject site was created as part of a two-lot subdivision of the original Parent Lot in circa 2018 and is located south-west of the Wandering Town Site, within the 'Blackboy Springs Estate'. Within the locality, the site is approximately 250m north-east of the Echidna Close/O'Connell Road intersection and measures 4ha (*refer Figure 1 overleaf*). The subject site and surrounding lots are all zoned Rural-Residential with properties ranging between approximately 4-8ha in size.

The site is currently vacant and the sea container is proposed to be located approximately 6m north-east of the building envelope and approximately 22m south-west of an existing creek that intersects through the property.



Figure 1: Aerial imagery with cadastral overlay of subject site and surrounds (Source: Landgate 2021)

COMMENT:**Public Consultation:**

The subject application was advertised in accordance with Clause 64 (Deemed Provisions) of the *Planning and Development (Local Planning Schemes) Regulations 2015* between 6 and 21 December 2021 (15 days).

No submissions were received during the public consultation period.

Town Planning Scheme No. 3:

The subject site is zoned 'Rural-Residential' under the Shire of Wandering's *Town Planning Scheme No. 3* ('TPS3' or 'Scheme'). The objectives for the Rural-Residential zone are provided at Clause 4.2 of the *Scheme* and state as follows:

- a) *"to select areas wherein closer subdivision will be permitted to provide for such uses as hobby farms, horse breeding, rural-residential retreats, and rural-based commercial uses that are consistent with a rural residential zone.*
- b) *to generally select areas that are within approximately 8 kilometres of the town of Wandering to facilitate the provision of services to residents.*
- c) *to make provision for retention of the rural landscape and amenity in a manner consistent with the orderly and proper planning of such areas.*
- d) *having regard for the size of the district, the fragile nature of the environment in many places, and the difficulties faced by the local government in providing services away from the town of Wandering, the local government will generally favour Rural-Residential zones be located close to the town of Wandering and then only where the environmental impacts are manageable."*

With respect to the above, only Objective (c) is relevant and is discussed further in this Report.

When the Blackboy Springs Estate was created as part of the original subdivision of the area, building envelopes were prescribed for all the Rural-Residential created lots. A revised 1,600m² building envelope was subsequently designated for the site to reflect the 2018 approved subdivision layout. The *Scheme* defines a "building envelope" as follows:

"means an area of land within a lot marked on a plan approved by the local government within which all buildings and effluent disposal facilities on the lot must be contained."

Schedule 11, No. 2 of the *Scheme* applies to the Blackboy Springs Estate and references building envelopes for the Rural-Residential zoned lots. As the proposed sea container will be located outside the building envelope, development approval is therefore required.

Clause 5.16 of *TPS3* prescribes various standards for development in the Rural-Residential zone. An assessment of the proposed sea container against these standards is tabled below.

Scheme Provision	Assessment Comments
<p><u>Clause 5.16.1</u> Minimum building setback:</p> <ul style="list-style-type: none"> • Front - 30m • Rear - 10m • Side - 10m 	<p>The designated building envelope for the site overrides the setback requirements of Clause 5.16.1. Notwithstanding, these setbacks provide guidance in the exercise of discretion when considering the appropriateness of the proposed sea container location, which are as follows:</p> <ul style="list-style-type: none"> • Front - Approximately 75m • Rear - Approximately 81m • Side - Approximately 35m (to abutting north eastern neighbour) and 93m (to abutting southern neighbour) respectively

Scheme Provision	Assessment Comments
	<p>In this regard, the setbacks are considered acceptable on the basis of the following:</p> <ul style="list-style-type: none"> • The sea container is to be located centrally within the site. • Due to the natural topography of the subject site, the container will be located near one of the “low points” of the site. • The container will be adjacent to an existing mature vegetation cluster on the site which will reduce views of the container from the abutting southern property. Any remaining visible portions are considered acceptable on the basis of the following: <ul style="list-style-type: none"> ○ The approximate 140m separation distance from the southern neighbouring dwelling; and ○ The limited size of the container (approximately 15m²), which will occupy approximately 0.03% of the subject site and its equivalent single-storey height. • There is significant established vegetation towards the north-east of the site which further assists screening of the container from properties in that direction. • The metal construction of the sea container and its proposed colour (tan) is considered compatible with the surrounding locality as it presents a rural aesthetic. <p>Further to the above and as previously stated, no objection was received during the public consultation period.</p>
<p><u>Clause 5.16.2</u> Development shall include the requirements as set out in Schedule 11, No. 2 of the <i>Scheme</i> and the associated plan of subdivision.</p>	<p>Only sub-provisions 4 and 5 are relevant to the proposal. These are as follows:</p> <p><u>Provision 4 (20m low fuel radius maintained around all buildings)</u></p> <ul style="list-style-type: none"> • The proposal is a non-habitable structure and will be constructed of non-combustible materials (steel). • Horizontal clearance from the sea container to the nearest existing vegetation within the centre of the site is approximately 3m. Whilst this represents a variation to this Provision, the proposal is exempt under planning legislation from requiring an accompanying Bushfire Management Plan (‘BMP’) as it is non-habitable. • There are no other structures on the site where the proposed container might otherwise encroach into the prescribed 20m low fuel radius. <p>Based on the above, the sea container is acceptable with respect to Provision 4.</p> <p><u>Provision 5 (Shire may require planting of 50 trees and maintenance for 2 year period)</u></p>

Scheme Provision	Assessment Comments
	<p>The sea container will not require the removal of any vegetation. Accordingly, there is no sufficient nexus to require replanting of the site with additional vegetation.</p> <p>Furthermore, and as previously mentioned, the location of the container adjacent to the existing mature vegetation within the centre of the site assists in minimising visual impacts of the proposal.</p>
<p><u>Clause 5.16.3</u></p> <p>a) Development approval required for all development in Rural-Residential zone.</p> <p>b) Maximum 1 dwelling per lot.</p> <p>c) All trees shall be retained unless otherwise approved by the Shire.</p> <p>d) If the land is considered deficient, the Shire may require replanting of the site as a condition of any approval.</p> <p>e) Appropriate measures must take place to prevent noise, odour or dust from the keeping of animals.</p> <p>f) The Shire may take any action to prevent detrimental impacts such as overstocking or erosion due to the keeping of animals.</p> <p>g) The Shire may require provision for bush fire control measures in accordance with an adopted local planning policy.</p>	<p>a) A development application has been submitted seeking approval for the proposed sea container outside the building envelope.</p> <p>b) N/A - The site is currently vacant.</p> <p>c) The proposal will not result in the removal of any existing trees on the site.</p> <p>d) See above assessment comments for Clause 5.16.2, Provision 4.</p> <p>e) N/A</p> <p>f) N/A</p> <p>g) N/A - The proposed sea container is not a habitable building.</p>
<p><u>Clause 5.16.4</u></p> <p>When considering an application, the Shire will also have regard to the following:</p> <p>a) the colour and texture of external building materials;</p> <p>b) building size, height, bulk, roof pitch;</p> <p>c) setback and location of the building on its lot;</p> <p>d) architectural style and design details of the building;</p> <p>e) relationship to surrounding development;</p> <p>f) other characteristics considered by the local government to be relevant.</p>	<p>a) The sea container will be constructed of steel, with a corrugated pattern. This is considered to be "rural-compatible".</p> <p>b) The dimensions of the container will be approximately 6m long x 2.5m wide. This equates to approximately 15m² which is 0.03% of the total lot area and is considered insignificant. The proposed 2.6m approximate height is equivalent to the typical wall height of a single-storey dwelling.</p> <p>c) The proposed location of the sea container minimises visibility from the street due to the significant front setback, existing vegetation and topography of the site. Any visible portions to neighbouring properties are considered acceptable on the basis of the following:</p> <ul style="list-style-type: none"> o The approximate 140m separation distance from the nearest dwelling; o The limited physical dimensions of the container; and o The construction materials and proposed tan colour. <p>d) Within the context of the overall site, the size of the container is considered insignificant and the flat roof of the container further assists in minimising visibility of the structure.</p> <p>e) Sea containers are becoming a popular form of cost-effective storage and can no longer be considered an atypical form of development for Rural and Rural-Residential zoned lots. See assessment against <i>Local Planning Policy 3 - Sea Containers</i>, below.</p>

Scheme Provision	Assessment Comments
	f) The landowners have advised that the container is to be “tan” in colour and will be placed permanently on-site. The container will store tools for the rural upkeep and maintenance of the site (e.g. firebreak equipment, ride-on mower, slasher etc). This is considered consistent with the Rural-Residential zoning of the site.

Based on all the above, the proposed sea container is considered acceptable with respect to the applicable Scheme provisions.

Local Planning Policy 3 - Sea Containers ('LPP3' or 'Policy'):

The purpose of *LPP3* is to provide guidance to Council and landowners on the use and siting of sea containers and in this regard the *Policy* sets out a series of development provisions. An assessment of the proposal against these provisions is tabled below.

Policy Provision	Assessment Comments
a) All containers shall require the planning approval of Council.	The subject application seeks development approval for the proposed sea container.
b) As they are second-hand relocated structures, containers are not considered as being “ancillary outbuildings”.	Noted. There are no existing buildings on the subject site
c) Containers may be approved in any zone.	The subject site is zoned Rural-Residential pursuant to <i>TPS3</i> .
d) There is a presumption that no more than one container will be permitted per property, particularly in the Residential Zone. Council may consider additional containers where it is satisfied that there is a genuine need for such container(s).	One container is proposed as part of the subject application.
e) Containers may be approved on a vacant property.	The subject site is vacant and the container is proposed to store tools and equipment for the maintenance of the property.
f) Containers are not to be used for habitable purposes, unless specifically repurposed for such use.	The application does not propose the use of the container for habitation.
g) Containers are not to be located within front boundary setbacks as required by Town Planning Scheme No. 3 or the Residential Design Codes.	<p>The container is to be located outside the designated building envelope, towards the north-east corner of the subject site.</p> <p>The presence of a building envelope means <i>Scheme</i> setbacks do not technically apply. Notwithstanding, the approximate proposed setback 75m front setback exceeds the minimum 30m <i>Scheme</i> requirement.</p>
<p>h) Containers may be temporarily placed on a property to store building materials while construction of a house is being carried out on the property. Where containers are proposed for a temporary period the following will apply:</p> <ol style="list-style-type: none"> i. The use will expire with the building licence. ii. A building licence for the dwelling must be issued before a planning approval is granted for a container. iii. The container must be maintained in a reasonable condition as determined by Council. 	N/A - As previously stated, the Applicant seeks approval for the sea container to remain on the site permanently.

Policy Provision	Assessment Comments
<p>i) Where containers are proposed to be permanently installed on a property the following will apply:</p> <ul style="list-style-type: none"> i. They should be adequately screened from view and shall not be easily seen from nearby roads, other public places, or adjoining properties. ii. They should be painted in muted tones to the satisfaction of the Shire, so as not to be visually intrusive. iii. They should be maintained in good repair with no visible rust marks. 	<p>As previously stated, the sea container will be screened from the street by existing mature vegetation on the site. Extensive established vegetation also exists in the north-east portion of the site to screen the container from view of properties in that direction.</p> <p>As previously mentioned, with respect to the abutting southern neighbour any visible portions are considered acceptable due to the 140m separation distance from the nearest dwelling, the limited dimensions of the container and its proposed finish/colour (see below).</p> <p>The Applicant has advised that the sea container will be painted in an “tan” earthy colour. In the event of Council approval, it is therefore recommended that a condition be imposed to secure this outcome and that the sea container be maintained for the life of development.</p>
<p>j) Applications for Town Planning Approval shall include:</p> <ul style="list-style-type: none"> i. A scaled site plan showing the proposed location of the container and detailing setbacks to boundaries. The site plan shall also include other buildings, accessways, watercourses and vegetation on the property. ii. The proposed size and use of the container. iii. Evidence that the sea container will be adequately screened from view and shall not be easily seen from nearby roads, other public places, or adjoining properties. 	<p>The application and subsequently submitted amended plans provided sufficient information to allow a complete assessment of the proposal to be undertaken.</p>
<p>k) Containers approved in the Rural Residential Zones, shall not be located within the front boundary setback area or in areas designated for car parking or landscaping.</p>	<p>The sea container is located approximately 75m from the front boundary, outside of the street setback area.</p> <p>The proposed location of the container does not adversely impact any car parking or landscaping areas</p>

Based on all the above, the proposed sea container is considered acceptable and is therefore supported, subject to the conditions set out in the Officer’s recommendation within this Report.

POLICY:

- *Planning and Development Act 2005*
- *Planning and Development (Local Planning Schemes) Regulations 2015*
- *Shire of Wandering Town Planning Scheme No. 3*
- *Shire of Wandering Local Planning Policy 3 - Sea Containers*

OFFICER'S RECOMMENDATION – APPLICATION FOR DEVELOPMENT APPROVAL – SEA CONTAINER (OUTSIDE BUILDING ENVELOPE) – LOT 201 (NO. 30) ECHIDNA CLOSE, WANDERING

That Council approves the application for development approval for the placement of the sea container at Lot 201 (No. 30) Echidna Close, Wandering, subject to the following conditions:

Conditions:

1. The development hereby approved shall occur in accordance with the plans and specifications submitted with the application and these shall not be altered or modified without the prior written approval of the Council.
2. The sea container shall not be used for industrial or commercial purposes and shall not be used for human habitation.
3. The sea container shall be finished/painted in a “tan” colour (or similar rural compatible colour, as determined/otherwise approved by the Shire of Wandering) to the satisfaction of the Shire and maintained thereafter by the landowner for the life of the development.
4. All stormwater generated by the development shall be managed and disposed of to the specifications and satisfaction of the Shire of Wandering.
5. Satisfactory buildings plans being approved by the Shire of Wandering.

VOTING REQUIREMENTS:

Simple Majority.

AUTHORS SIGNATURE

A	INITIAL ISSUE	N/A	CB 30/5/18	JAL
REV.	DESCRIPTION	SURVEY BY/DATE	DRAWN BY/DATE	CHECK

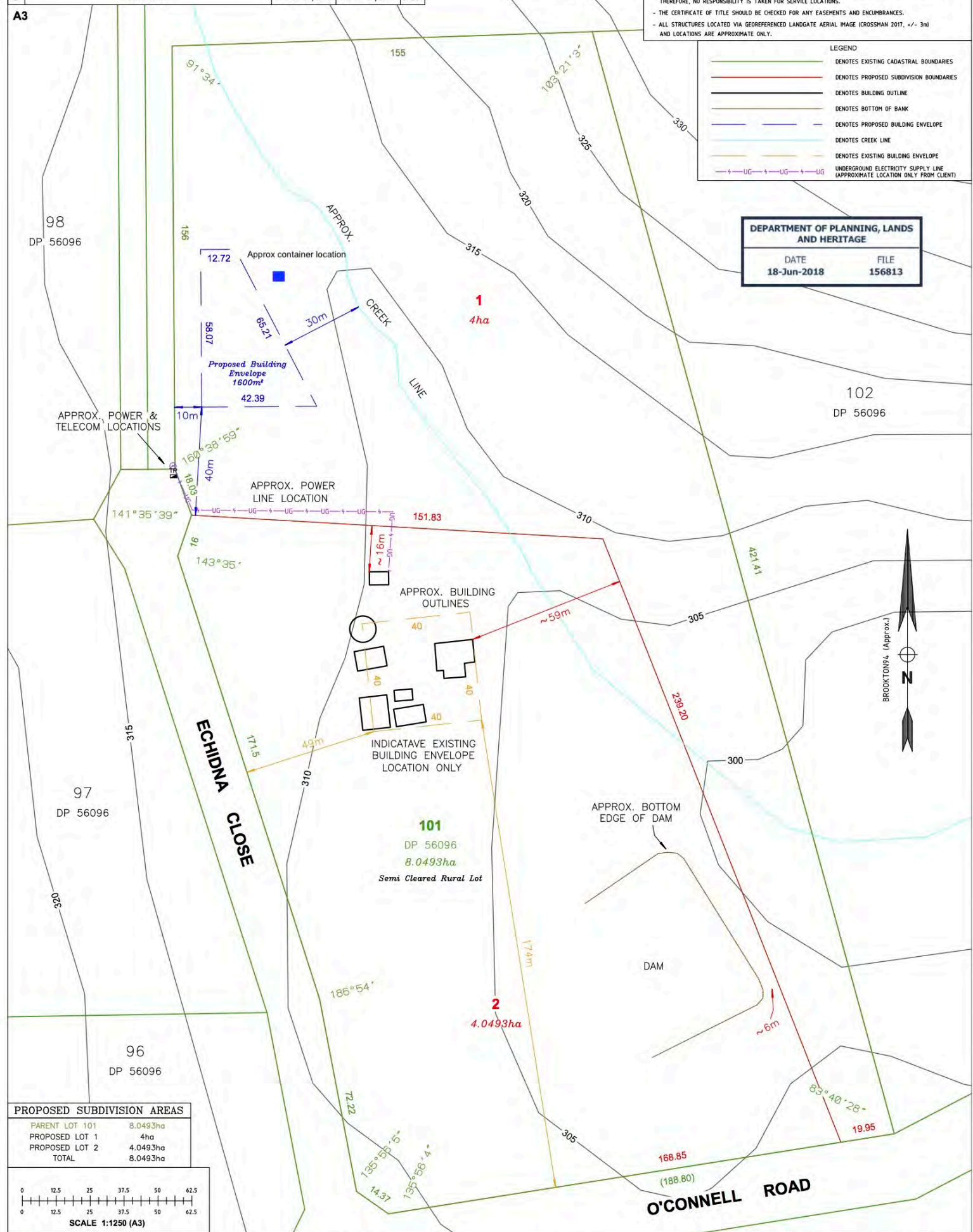
NOTES:

- THE TITLE BOUNDARIES AS SHOWN HEREON WERE NOT MARKED AT THE TIME OF SURVEY. BOUNDARIES SHOWN ARE BASED ON DEPOSITED PLAN 56096 DIMENSIONS AND LANDGATE SCDB DATA ONLY. THESE BOUNDARY LOCATIONS SHOULD BE VERIFIED BY A BOUNDARY RE ESTABLISHMENT SURVEY PRIOR TO DEMOLITION, EXCAVATION OR CONSTRUCTION.
- IT SHOULD BE NOTED THAT SERVICES WERE LOCATED BY CLIENT'S FIELD SKETCH. ALL SERVICE LOCATIONS SHOULD BE VERIFIED BY ALL RELEVANT AUTHORITIES PRIOR TO ANY DEMOLITION, EXCAVATION OR CONSTRUCTION. THEREFORE, NO RESPONSIBILITY IS TAKEN FOR SERVICE LOCATIONS.
- THE CERTIFICATE OF TITLE SHOULD BE CHECKED FOR ANY EASEMENTS AND ENCUMBRANCES.
- ALL STRUCTURES LOCATED VIA GEOREFERENCED LANDGATE AERIAL IMAGE (CROSSMAN 2017, +/- 3m) AND LOCATIONS ARE APPROXIMATE ONLY.

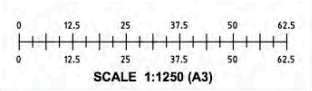
LEGEND	
	DENOTES EXISTING CADASTRAL BOUNDARIES
	DENOTES PROPOSED SUBDIVISION BOUNDARIES
	DENOTES BUILDING OUTLINE
	DENOTES BOTTOM OF BANK
	DENOTES PROPOSED BUILDING ENVELOPE
	DENOTES CREEK LINE
	DENOTES EXISTING BUILDING ENVELOPE
	UNDERGROUND ELECTRICITY SUPPLY LINE (APPROXIMATE LOCATION ONLY FROM CLIENT)

DEPARTMENT OF PLANNING, LANDS AND HERITAGE

DATE	FILE
18-Jun-2018	156813



PROPOSED SUBDIVISION AREAS	
PARENT LOT 101	8.0493ha
PROPOSED LOT 1	4ha
PROPOSED LOT 2	4.0493ha
TOTAL	8.0493ha



LPD SURVEYS
 LICENSED LAND SURVEYORS
 LAND - PROPERTY - DEVELOPMENT
 ENGINEERING & CONSTRUCTION
 ABN. 89 617 902 628
 0467 LPD SVY
 0467 573 789
 7B RAFFERTY ROAD
 MANDURAH, W.A. 6210
 admin@lpdsurveys.com.au

CLIENT: **GLENDIA & TONY SLANN**

TITLE: **20 WAPC APPLICATION PLAN OF LOT 101 ON DEPOSITED PLAN 56096 ECHIDNA CLOSE, WANDERING**

LOCAL AUTHORITY: **SHIRE OF WANDERING**

12d FILE: Echidna CI - Plan

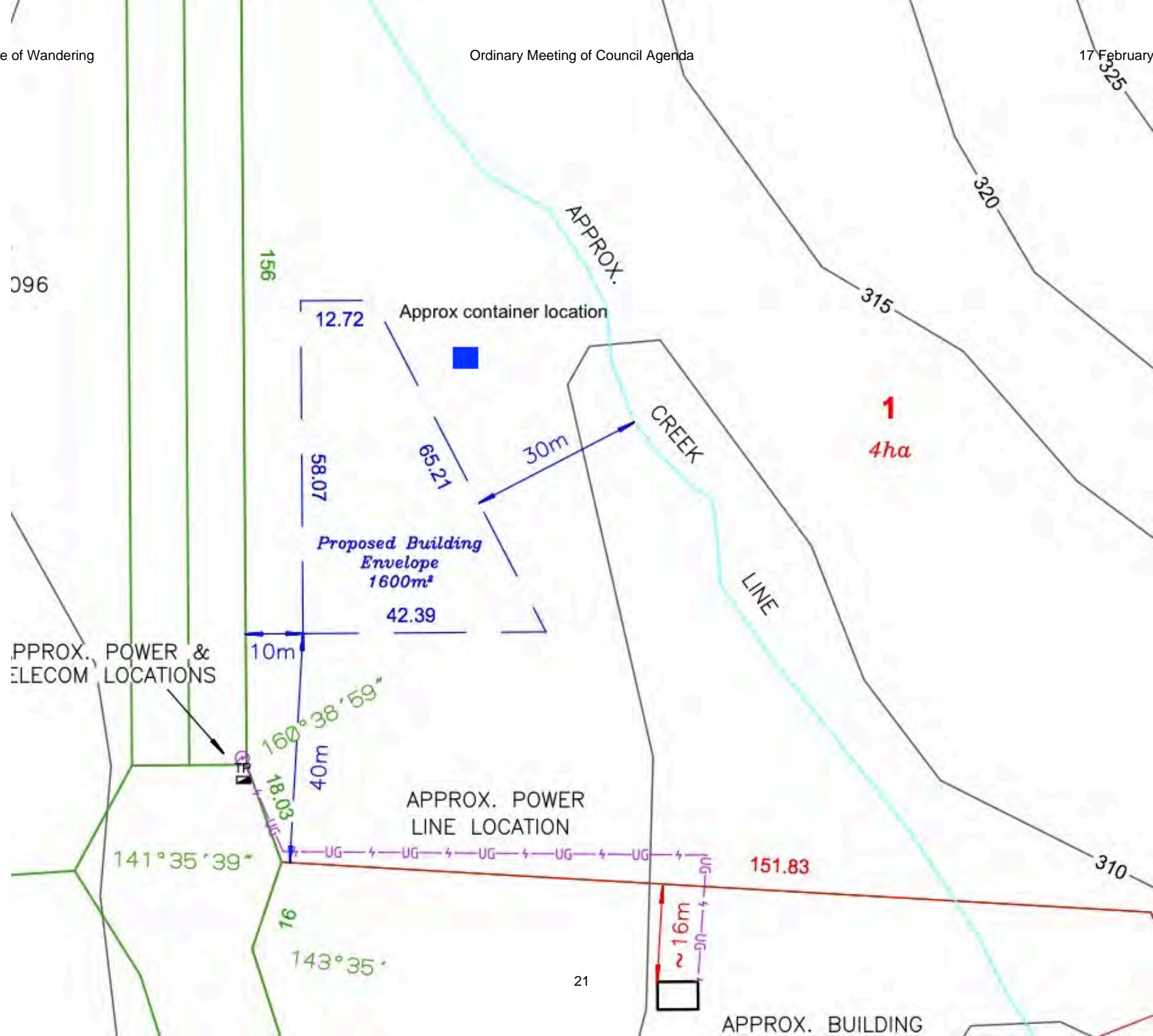
JOB No.	PLAN TYPE	DWG#	REV
18:1084	- WAPC -	001	- A

HORIZONTAL DATUM: **BROOKTON94 (Approx.)**

VERTICAL DATUM: **AHD (ESINET LIDAR DATA)**

CONTOUR INT	SHEET #
5m	1 OF 2

This drawing is and shall remain the property of LPD Surveys. Unauthorised use of this drawing in anyway is prohibited. The use or copying in whole or part without the permission of LPD Surveys constitutes a copyright infringement. ©





Lot 1/101 Echidna Close
10 acres (4h)

Sea Container

Container to be positioned behind this thicket of trees



30

12. COUNCILLORS' REPORTS ON MEETINGS ATTENDED

12.1.COUNCILLORS' MEETINGS ATTENDED FOR THE PERIOD – 12/12/2021 – 10/2/2022

Nil.

13. ELECTED MEMBERS' MOTION OF WHICH PREVIOUS NOTICE HAS BEEN GIVEN

Nil.

14. NEW BUSINESS OF AN URGENT NATURE INTRODUCED BY DECISION OF MEETING

14.1.COUNCILLORS AND /OR OFFICERS

15. CONFIDENTIAL ITEMS

15.1. ITEM FOR DISCUSSION

Nil

16. INFORMATION ITEMS

16.1. ACCOUNTS PAID FOR PERIOD – 01/12/2021 – 31/01/2022

Proponent	Internal Report
Location/Address	
Author of Report	Sophie Marinoni, Finance Officer
Date of Meeting	17/02/2022
Disclosure of any Interest	Nil
File Reference	10.1.6
Attachments	List of Accounts Paid for Month

BRIEF SUMMARY

To ratify payments made during the months of December 2021 to January 2022.

BACKGROUND

The listing of payments for the months of December 2021 to January 2022 through the Municipal and Trust accounts are attached.

STATUTORY/LEGAL IMPLICATIONS

Local Government (Financial Management) Regulations 1996 – r12 & r13

POLICY IMPLICATIONS

Policy 12 – Purchasing and Tenders

Policy 40 – Payment for Goods and Services

FINANCIAL IMPLICATIONS

Shire of Wandering

CERTIFICATE OF EXPENDITURE
December 2021 to January 2022.



This Schedule of Accounts to be passed for payment, covering

Payment Method	Cheque/EFT/DD Number	Amount
Municipal Fund:		
Electronic Funds Transfers	EFT7032 – EFT7162	\$365,258.46
Direct Debits	DD3810.1 – DD3852.11	\$43,922.35
	TOTAL	\$409,180.81

to the Municipal and Trust Accounts, totalling \$409,180.81 which were submitted to each member of the Council on 17 February 2022 have been checked and fully supported by vouchers and invoices which are submitted herewith, have been duly certified as to the receipt of goods and the rendition of services and as to prices, computations, and costings.

A handwritten signature in blue ink, appearing to read 'Ian Fitzgerald'.

Ian Fitzgerald
A/CHIEF EXECUTIVE OFFICER

Chq/EFT	Date	Name	Description	Invoice Amount	Payment Amount
EFT7032	13/12/2021	89's Enterprises			-\$ 560.00
	03/12/2021		Repair roller door - Depot <i>Call out fee, Labour, Travel, Parts</i>	\$ 560.00	
EFT7033	13/12/2021	Allused			-\$ 3,080.00
	30/11/2021		Dry hire - 21/11/2021 - 30/11/2021 <i>Plate compactor, Grapple</i>	\$ 3,080.00	
EFT7034	13/12/2021	Allwest Plant Hire			-\$ 3,811.50
	30/11/2021		Dry hire roller - North Bannister Rd <i>09/11/2021 - 30/11/2021, Mobilisation</i>	\$ 3,811.50	
EFT7035	13/12/2021	Australia Post			-\$ 1,485.94
	03/11/2021		Supplies <i>100 x \$1.10 stamps, 100 x \$1.10 stamps, Christmas stamps, International Christmas stamps, Express post small envelopes, Tough bag, Jiffy bag, Parcel box medium, Prepaid satchell large, Christmas promotion</i>	\$ 1,485.94	
EFT7036	13/12/2021	Avon Waste			-\$ 4,189.82
	30/11/2021		General waste services <i>Domestic & commercial general waste services, Fuel facility bin, North Bannister bins, General waste to landfill gate fee, Recycling Services, Recycle processing fee, Transfer Station general waste bins, General waste to landfill gate fee, Transfer Station recycle bins, Recycle processing fee, Building waste bin hire</i>	\$ 4,189.82	
EFT7037	13/12/2021	BOC			-\$ 79.96
	28/11/2021		Container Service <i>Oxygen, Acetylene, Argoshield, Medical Oxygen</i>	\$ 79.96	
EFT7038	13/12/2021	Best Office Systems			-\$ 419.76
	26/11/2021		Copier contract - Admin office <i>B&W copies, Colour copies</i>	\$ 152.42	
	30/11/2021		Copier contract - CRC <i>B&W Copies, Colour Copies, Echo</i>	\$ 267.34	
EFT7039	13/12/2021	Boddington Hardware & Newsagency			-\$ 100.85
	19/11/2021		Supplies - Parks & gardens <i>Silicone, Tap fittings</i>	\$ 100.85	
EFT7040	13/12/2021	Boddington IGA			-\$ 53.44
	06/12/2021		Supplies - CRC Café <i>Milk, Cheese, Ham, Coffee</i>	\$ 53.44	
EFT7041	13/12/2021	Boddington News			-\$ 9.00
	03/12/2021		Boddington News <i>Edition 679</i>	\$ 9.00	
EFT7042	13/12/2021	Boral Construction Materials			-\$ 495.00
	30/11/2021		Materials - General road maintenance <i>Coldmix</i>	\$ 495.00	
EFT7043	13/12/2021	Child Support Agency			-\$ 129.44
	08/12/2021		Payroll deductions	\$ 129.44	
EFT7044	13/12/2021	Corsign WA			-\$ 2,170.30
	09/11/2021		Signs - North Bannister Rd <i>Road Safety Project</i>	\$ 748.00	
	09/11/2021		Sticker <i>Industrial estate</i>	\$ 70.40	
	11/11/2021		Signs & sticker - Caravan Park <i>After Hours, Office Hours, QR Code</i>	\$ 50.60	
	12/11/2021		Signs - Pumphreys Bridge <i>Pumphreys Bridge, Post, Arc brackets</i>	\$ 1,070.30	

Chq/EFT	Date	Name	Description	Invoice Amount	Payment Amount
	12/11/2021		Signs - North Bannister Rd <i>Stop slow sign, Covers</i>	\$ 231.00	
EFT7045	13/12/2021	Crossman Hot Water & Plumbing			-\$ 1,292.50
	07/10/2021		Backflow testing <i>Depot, Caravan Park</i>	\$ 330.00	
	15/11/2021		Unblock toilet - Admin office <i>Machinery, Labour</i>	\$ 462.00	
	15/11/2021		Install taps <i>Caravan Park Cabins, Fire Shed</i>	\$ 500.50	
EFT7046	13/12/2021	Ecowater Services			-\$ 400.80
	23/11/2021		Aquarius Quarterly Service - 19 Humes Wy <i>Labour, Chlorine</i>	\$ 200.40	
	23/11/2021		Aquarius Quarterly Service - 5 Dunmall Dr <i>Labour, Chlorine</i>	\$ 200.40	
EFT7047	13/12/2021	Fuelquip Industries			-\$ 833.80
	29/11/2021		Repair foor valve - Fuel facility <i>Labour, Travel, Parts</i>	\$ 833.80	
EFT7048	13/12/2021	Great Southern Fuel Supplies			-\$ 413.10
	30/11/2021		Fuel card purchases <i>0.WD, WD.001, Distributor card</i>	\$ 413.10	
EFT7049	13/12/2021	IT Vision			-\$ 2,329.25
	30/11/2021		Rates Service 2021-2022 <i>Nov 2021</i>	\$ 2,329.25	
EFT7050	13/12/2021	Jozef Majko			-\$ 600.00
	08/12/2021		Rent	\$ 600.00	
EFT7051	13/12/2021	Kee Surfacing			-\$ 2,552.31
	24/11/2021		Reseal repairs <i>Wandering Narrogin Rd</i>	\$ 2,552.31	
EFT7052	13/12/2021	Kennards Hire			-\$ 136.00
	24/11/2021		Chemical toilet hire - North Bannister Rd <i>10/11/2021 - 24/11/2021</i>	\$ 136.00	
EFT7053	13/12/2021	Kennedys Tree Service			-\$16,130.00
	26/11/2021		Tree removal & pruning <i>Michibin St, Cheetanning St</i>	\$ 2,600.00	
	26/11/2021		Tree removal - Private Works <i>PW25</i>	\$ 9,240.00	
	26/11/2021		Tree removal <i>Parks & gardens, Wandering Pingelly Rd</i>	\$ 4,290.00	
EFT7054	13/12/2021	Landgate			-\$ 131.00
	01/12/2021		Valuation rolls	\$ 131.00	
EFT7055	13/12/2021	Marketforce			-\$ 817.53
	24/11/2021		Adevertising - The West Australian <i>Extraordinary Election</i>	\$ 817.53	
EFT7056	13/12/2021	Narrogin Pumps Solar & Spraying			-\$ 87.93
	19/11/2021		Parts - Fire truck <i>Hose attachments</i>	\$ 87.93	
EFT7057	13/12/2021	Officeworks			-\$ 553.67
	09/11/2021		Office supplies <i>Bin, Recycle bin, Tissues, Toilet paper, Bin liners, Coffee sticks, Coffee, Sugar, Stevia, Dishwasher tablets, Dishwashing liquid, Sponges, Prowipes, UHT Milk, Teabags, Freight</i>	\$ 553.67	
EFT7058	13/12/2021	Peel-Harvey Catchment Council			-\$ 2,750.00
	16/11/2021		Membership <i>2021/22</i>	\$ 2,750.00	
EFT7059	13/12/2021	Perfect Computer Solutions			-\$ 2,240.00

Chq/EFT	Date	Name	Description	Invoice Amount	Payment Amount
	30/11/2021		Monthly IT maintenance <i>Labour, Monthly fee</i>	\$ 935.00	
	01/12/2021		Computer equipment - CRC <i>External hard drives</i>	\$ 1,050.00	
	09/12/2021		Monthly IT maintenance <i>Admin office, CRC</i>	\$ 255.00	
EFT7060	13/12/2021	Pingelly Tyre Service			-\$ 164.01
	22/11/2021		Parts - WD.141 <i>Hydraulic hose</i>	\$ 164.01	
EFT7061	13/12/2021	Resonline			-\$ 220.00
	30/11/2021		Online booking system fee - Caravan Park <i>Nov 2021</i>	\$ 220.00	
EFT7062	13/12/2021	Rhonie's Wandering Mop & Bucket			-\$ 5,316.30
	30/11/2021		Cleaning contract <i>Public conveniences - Watts St, Caravan Park, Administration Office, CRC, Depot, Public conveniences - Codjatonine, Public conveniences - Pumphreys Bridge, Community Centre, Travel</i>	\$ 2,491.50	
	30/11/2021		Cleaning contract <i>Public conveniences - Watts St, Caravan Park, Administration Office, CRC, Depot, Public conveniences - Codjatonine, Public conveniences - Pumphreys Bridge, Community Centre, Travel</i>	\$ 2,824.80	
EFT7063	13/12/2021	Rynat Industries Australia			-\$ 316.14
	25/11/2021		Materials - Watts St public toilets <i>Toilet roll holder, Freight</i>	\$ 316.14	
EFT7064	13/12/2021	Sheridan's for Badges			-\$ 201.42
	11/11/2021		Engraving & badges - Councillors <i>Name badges, Engraving, Name plate, Freight</i>	\$ 201.42	
EFT7065	13/12/2021	Payroll deductions			-\$ 490.00
	08/12/2021		Payroll deductions	\$ 490.00	
EFT7066	13/12/2021	Payroll deductions			-\$ 65.00
	08/12/2021		Payroll deductions	\$ 65.00	
EFT7067	13/12/2021	State Library of Western Australia			-\$ 27.50
	25/08/2021		Better Beginnings Program <i>2021/22</i>	\$ 27.50	
EFT7068	13/12/2021	Stirling Asphalt			-\$10,340.00
	30/11/2021		Asphalt work - North Bannister Rd <i>Labour & materials</i>	\$10,340.00	
EFT7069	13/12/2021	Tanglefoot Winery			-\$ 1,036.00
	11/11/2021		Council election dinner <i>Meals, Refreshments</i>	\$ 1,036.00	
EFT7070	13/12/2021	WA Contract Ranger Services			-\$ 495.00
	04/12/2021		Contract Ranger Service <i>Labour & travel</i>	\$ 495.00	
EFT7071	13/12/2021	WD Auto Repairs			-\$ 983.55
	09/11/2021		Service - WD.422 <i>Labour, Parts</i>	\$ 983.55	
EFT7072	13/12/2021	Wandering Tavern			-\$ 1,350.00
	24/11/2021		Catering <i>CCZ Meeting</i>	\$ 1,350.00	
EFT7073	24/12/2021	Allused			-\$ 1,320.00
	09/12/2021		Dry hire - 01/12/2021 - 03/12/2021 <i>Plate compactor, Grapple</i>	\$ 1,320.00	
EFT7074	24/12/2021	Belinda Kaye Knight			-\$ 61.75

Chq/EFT	Date	Name	Description	Invoice Amount	Payment Amount
	12/12/2021		Reimbursement <i>95% - CEO Mobile Phone</i>	\$ 61.75	
EFT7075	24/12/2021	Ben Pike Carpentry			-\$ 463.43
	09/12/2021		Door vent covers - Community Centre <i>Labour, Materials</i>	\$ 463.43	
EFT7076	24/12/2021	Best Office Systems			-\$ 412.33
	16/12/2021		Copier Contract <i>Admin Office, CRC</i>	\$ 412.33	
EFT7077	24/12/2021	Boddington Medical Centre			-\$ 176.00
	01/12/2021		Pre-employment medical <i>Jodi Treasure</i>	\$ 176.00	
EFT7078	24/12/2021	Brookton Plumbing			-\$ 1,640.00
	20/12/2021		Pump out septic tanks <i>Caravan Park, Portable toilet, Watts St public toilet</i>	\$ 1,640.00	
EFT7079	24/12/2021	Child Support Agency			-\$ 129.44
	22/12/2021		Payroll deductions	\$ 129.44	
EFT7080	24/12/2021	Department of Mines, Industry Regulation & Safety			-\$ 174.95
	30/11/2021		BSL - Nov 2021 <i>Building permits, Unauthorised works, Collection fee</i>	\$ 174.95	
EFT7081	24/12/2021	Down To Earth Training & Assessing			-\$ 66.00
	15/12/2021		Training - Traffic cards <i>Laura Whitfield, Jordan Annesley</i>	\$ 66.00	
EFT7082	24/12/2021	Gary David Curtis			-\$ 2,301.50
	20/12/2021		Councillor allowances <i>Meeting allowance, IT allowance</i>	\$ 2,301.50	
EFT7083	24/12/2021	Geofabrics Australasia			-\$ 1,089.00
	26/10/2021		Materials - North Bannister Rd <i>Filter wrap</i>	\$ 792.00	
	26/10/2021		Materials - North Bannister Rd <i>Filter wrap</i>	\$ 297.00	
EFT7084	24/12/2021	Cr Gillian Hansen			-\$ 1,150.75
	20/12/2021		Councillor allowances <i>Meeting allowance, IT allowance</i>	\$ 1,150.75	
EFT7085	24/12/2021	Hersey Safety			-\$ 764.42
	03/12/2021		PPE <i>Shovels, Safety glasses, Gloves, Fly nets, Sunscreen, Hydration packs, Delivery fee</i>	\$ 764.42	
EFT7086	24/12/2021	Hind's Transport Services			-\$ 1,692.90
	30/11/2021		Materials - Playground <i>Washed sand</i>	\$ 1,692.90	
EFT7087	24/12/2021	Ian Bruce Turton			-\$ 5,281.10
	20/12/2021		Councillor allowances <i>President's allowance, Meeting allowance, IT allowance</i>	\$ 5,281.10	
EFT7088	24/12/2021	Jozef Majko			-\$ 600.00
	22/12/2021		Rent	\$ 600.00	
EFT7089	24/12/2021	Kennards Hire			-\$ 272.00
	10/11/2021		Chemical toilet hire - North Bannister Rd <i>27/10/2021 - 10/11/2021</i>	\$ 136.00	
	09/12/2021		Chemical toilet hire - North Bannister Rd <i>24/11/2021 - 08/12/2021</i>	\$ 136.00	
EFT7090	24/12/2021	Mcleods			-\$ 1,144.95
	30/11/2021		Easement realignment work - Echidna Cl <i>Labour, Disbursements</i>	\$ 1,144.95	

Chq/EFT	Date	Name	Description	Invoice Amount	Payment Amount
EFT7091	24/12/2021	Mcpest Pest Control			-\$ 2,970.00
	09/12/2021		Spider & termite treatment <i>13 Dunmall Dr, 19 Humes Wy, 14 Down St, 1 Dowsett St, Admin office, Council Chambers, CRC, Depot, Community Centre, Fire shed, Caravan Park</i>	\$ 2,255.00	
	09/12/2021		Spider & termite treatment <i>5 Dunmall Dr, Parks & gardens, Refuse Site, Pumphreys Bridge toilets</i>	\$ 715.00	
EFT7092	24/12/2021	Officeworks			-\$ 956.72
	28/11/2021		Office supplies <i>Highlighters, Hand towels, Toilet rolls, Milk, Raw sugar, White sugar, Notepad, Notebook, Mouse pad, Mouse pad, Laminating pouches, Delivery Fee, Liquid soap, Toilet Rolls</i>	\$ 956.72	
EFT7093	24/12/2021	Robert John Cowan			-\$ 5,000.00
	16/12/2021		Bond refund <i>Temporary accommodation bond</i>	\$ 5,000.00	
EFT7094	24/12/2021	Shire of Narrogin			-\$ 547.00
	08/12/2021		Senior Health Officer <i>Labour, Travel</i>	\$ 547.00	
EFT7095	24/12/2021	Payroll deductions			-\$ 590.00
	22/12/2021		Payroll deductions	\$ 590.00	
EFT7096	24/12/2021	Payroll deductions			-\$ 75.00
	22/12/2021		Payroll deductions	\$ 5.00	
	22/12/2021		Payroll deductions	\$ 70.00	
EFT7097	24/12/2021	Steve Davis Builder			-\$ 2,255.00
	09/12/2021		Replace roofing - Mens Shed <i>Labour & materials</i>	\$ 2,255.00	
EFT7098	24/12/2021	Volt Air			-\$ 650.10
	19/12/2021		Repair data point - CRC <i>Labour, Parts</i>	\$ 361.60	
	19/12/2021		Install security light - Freight Depot <i>Labour, Parts, Sundries</i>	\$ 288.50	
EFT7099	24/12/2021	WA Fuel Supplies			-\$51,738.67
	02/12/2021		Fuels - Fuel facility <i>ULP, Diesel</i>	\$51,738.67	
EFT7100	24/12/2021	WD Auto Repairs			-\$ 863.29
	07/12/2021		Service - WD.480 <i>Labour, Materials, Consumables</i>	\$ 515.80	
	09/12/2021		Parts - WD.270 <i>Batterys</i>	\$ 347.49	
EFT7101	07/01/2022	Altus Planning			-\$ 937.75
	24/12/2021		Town Planning Consultant <i>Labour</i>	\$ 937.75	
EFT7102	07/01/2022	Australian Taxation Office			-\$18,360.00
	30/11/2021		BAS - Nov 2021 <i>GST on Sales, Group Tax Clearing, GST on Purchases, Fuel Credits, Rounding</i>	\$18,360.00	
EFT7103	07/01/2022	Boddington IGA			-\$ 98.97
	30/11/2021		Catering - CRC Program <i>Wine & Paint By Numbers</i>	\$ 98.97	
EFT7104	07/01/2022	Child Support Agency			-\$ 129.44
	05/01/2022		Payroll deductions	\$ 129.44	
EFT7105	07/01/2022	FitzGerald Strategies			-\$ 106.59
	13/12/2021		HR support <i>Response to email from ACEO</i>	\$ 106.59	

Chq/EFT	Date	Name	Description	Invoice Amount	Payment Amount
EFT7106	07/01/2022	Graeme Robert Parsons			-\$ 2,721.98
	20/12/2021		Councillor allowances <i>Meeting allowance, IT allowance, Travel claim</i>	\$ 2,721.98	
EFT7107	07/01/2022	Jozef Majko			-\$ 600.00
	05/01/2022		Rent	\$ 600.00	
EFT7108	07/01/2022	Judith Roberta Price			-\$ 1,150.75
	20/12/2021		Councillor allowances <i>Meeting allowance, IT allowance</i>	\$ 1,150.75	
EFT7109	07/01/2022	Kennards Hire			-\$ 68.00
	14/12/2021		Chemical toilet hire - North Bannister Rd <i>06/12/2021 - 14/12/2021</i>	\$ 68.00	
EFT7110	07/01/2022	Narrogin Edwards Motors			-\$ 444.20
	02/11/2021		Service - 0.WD <i>Labour, Parts, Sundries</i>	\$ 444.20	
EFT7111	07/01/2022	Paul Matthew Treasure			-\$ 2,301.50
	20/12/2021		Councillor allowances <i>Meeting allowance, IT allowance</i>	\$ 2,301.50	
EFT7112	07/01/2022	Perfect Computer Solutions			-\$ 680.00
	22/12/2021		Monthly IT maintenance <i>Labour</i>	\$ 595.00	
	30/12/2021		Monthly IT maintenance <i>Monthly fee</i>	\$ 85.00	
EFT7113	07/01/2022	Pneumatic Solutions Australia			-\$ 633.60
	16/12/2021		Parts - WD.422 <i>Pneumatic valves & solenoids</i>	\$ 633.60	
EFT7114	07/01/2022	Quest Payment Systems			-\$ 418.00
	21/12/2021		Monthly maintenance fee <i>Dec 2021</i>	\$ 418.00	
EFT7115	07/01/2022	RK Roach			-\$ 2,039.40
	21/12/2021		Road design setout <i>Moramockinning Rd, Pumphreys Bridge</i>	\$ 2,039.40	
EFT7116	07/01/2022	Payroll deductions			-\$ 590.00
	05/01/2022		Payroll deductions	\$ 590.00	
EFT7117	07/01/2022	Payroll deductions			-\$ 70.00
	05/01/2022		Payroll deductions	\$ 70.00	
EFT7118	07/01/2022	Startrack Express			-\$ 63.22
	15/12/2021		Freight <i>Library books</i>	\$ 63.22	
EFT7119	07/01/2022	Underground Power Development			-\$ 1,045.00
	23/12/2021		Communications infrastructure exemption - LIA <i>Application fee</i>	\$ 1,045.00	
EFT7120	07/01/2022	WA Contract Ranger Services			-\$ 198.00
	23/12/2021		Contract Ranger Service <i>Labour & travel</i>	\$ 198.00	
EFT7121	07/01/2022	Westrac			-\$ 805.56
	15/12/2021		Repair articulation sensor - WD.920 <i>Labour, Enviromentals</i>	\$ 805.56	
EFT7122	17/01/2022	Air & Power			-\$ 673.75
	13/12/2021		Service - Air compressor <i>Inspection report, Parts, Labour & travel, Site service</i>	\$ 368.61	
	13/12/2021		Service - Air compressor <i>Inspection report, Parts, Labour & travel, Site service</i>	\$ 305.14	
EFT7123	17/01/2022	Allwest Plant Hire			-\$ 1,831.50

Chq/EFT	Date	Name	Description	Invoice Amount	Payment Amount
	17/12/2021		Dry hire - Vibe Roller <i>01/12/2021 - 08/12/2021, Demobilisation</i>	\$ 1,831.50	
EFT7124	17/01/2022	Armadale Lock & Key Service			-\$ 125.00
	16/12/2021		Restricted key <i>Admin office</i>	\$ 66.00	
	16/12/2021		Restricted key <i>CRC, Freight</i>	\$ 59.00	
EFT7125	17/01/2022	Atlas Electrical Service			-\$ 2,971.00
	23/12/2021		Repair retic - Oval Labour, Parts, Travel	\$ 1,983.50	
	23/12/2021		Repair retic - Oval Labour, Parts, Travel	\$ 987.50	
EFT7126	17/01/2022	BOC			-\$ 82.60
	29/12/2021		Container Service <i>Oxygen, Acetylene, Argoshield, Medical Oxygen</i>	\$ 82.60	
EFT7127	17/01/2022	Belinda Kaye Knight			-\$ 61.75
	12/01/2022		Reimbursement <i>95% - CEO Mobile Phone</i>	\$ 61.75	
EFT7128	17/01/2022	Bunnings Trade			-\$ 1,383.35
	10/01/2022		CRC Program - Community garden project <i>Rake, Garden tool set, Hose, Raised garden bed, Hose, Shovel</i>	\$ 1,383.35	
EFT7129	17/01/2022	Fremantle Enzed			-\$ 147.95
	23/12/2021		Repair hydraulic hose - WD.141 <i>Labour & Parts</i>	\$ 147.95	
EFT7130	17/01/2022	Hersey Safety			-\$ 264.00
	10/12/2021		Plant parts <i>Beacon light - WD.480, Beacon light - WD.920</i>	\$ 264.00	
EFT7131	17/01/2022	Liberty Rural			-\$30,904.05
	22/12/2021		Fuels - Fuel facility <i>Diesel, ULP</i>	\$30,904.05	
EFT7132	17/01/2022	Marketforce			-\$ 608.57
	16/12/2021		Advertising - The West Australian <i>Extraordinary election</i>	\$ 655.96	
	04/01/2022		Credit note Early payment discount	-\$ 37.21	
			Credit note Early payment discount	-\$ 10.18	
EFT7133	17/01/2022	Moore Australia			-\$ 2,310.00
	16/12/2021		Monthly Financial Preparation & Review <i>Nov 2021</i>	\$ 2,310.00	
EFT7134	17/01/2022	Neta Parker			-\$ 300.00
	11/01/2022		Bond refund Community centre, Receipt 61807	\$ 300.00	
EFT7135	17/01/2022	Office of Regional Architecture			-\$ 247.50
	29/11/2021		Additional architectural services <i>Community Centre</i>	\$ 247.50	
EFT7136	17/01/2022	Resonline			-\$ 220.00
	31/12/2021		Online booking system fee - Caravan Park <i>Dec 2021</i>	\$ 220.00	
EFT7137	17/01/2022	Shire of Narrogin			-\$ 1,085.00
	20/12/2021		Senior Health Officer <i>Labour, Travel</i>	\$ 516.00	
	24/12/2021		Senior Health Officer <i>Labour, Travel</i>	\$ 569.00	
EFT7138	17/01/2022	Startrack Express			-\$ 361.34

Chq/EFT	Date	Name	Description	Invoice Amount	Payment Amount
	05/01/2022		Freight <i>Library books</i>	\$ 361.34	
EFT7139	17/01/2022	The Lawn Doctor			-\$ 1,364.00
	24/12/2021		Pesticide application - Lawn beetle <i>Oval</i>	\$ 1,364.00	
EFT7140	17/01/2022	Volt Air			-\$ 1,946.75
	07/01/2022		Instal powerpoint - Horse Statue <i>Labour, Parts</i>	\$ 249.40	
	07/01/2022		Instal powerpoint - Fuel facility <i>Labour, Parts</i>	\$ 402.35	
	07/01/2022		Replace emergency sign - Admin Office <i>Parts & labour</i>	\$ 405.00	
	07/01/2022		Replace green dome box - CRC <i>Parts & labour</i>	\$ 750.00	
	07/01/2022		Decommision power supply - BBQ <i>Labour</i>	\$ 140.00	
EFT7141	17/01/2022	Wren Oil			-\$ 16.50
	15/11/2021		Oil disposal <i>Compliance fees</i>	\$ 16.50	
EFT7142	24/01/2022	Australian Taxation Office			-\$14,088.00
	31/12/2021		BAS - Dec 2021 <i>GST on Sales, Group Tax Clearing, GST on Purchases, Fuel Credits, Rounding</i>	\$10,403.00	
	31/12/2021		BAS - Dec 2021 <i>Quarterly FBT Instalment</i>	\$ 3,685.00	
EFT7143	24/01/2022	Ben Pike Carpentry			-\$ 1,000.00
	14/01/2022		Bond refund - BL171 <i>Infrastructure bond</i>	\$ 1,000.00	
EFT7144	24/01/2022	Boddington Hardware & Newsagency			-\$ 49.35
	02/12/2021		Materials - Playgrounds <i>Cobweb brush, Spider/fly spray</i>	\$ 49.35	
EFT7145	24/01/2022	Boral Construction Materials			-\$ 495.00
	14/12/2021		Supplies - General road maintenance <i>Coldmix</i>	\$ 495.00	
EFT7146	24/01/2022	Child Support Agency			-\$ 129.44
	19/01/2022		Payroll deductions	\$ 129.44	
EFT7147	24/01/2022	Fire and Safety WA			-\$ 2,260.50
	17/12/2021		PPE - Fire fighting <i>Helmet with visor, Freight</i>	\$ 2,260.50	
EFT7148	24/01/2022	Fulton Hogan Industries			-\$100,593.28
	16/12/2021		Shoulder sealing <i>North Bannister Rd</i>	\$45,065.92	
	22/12/2021		Shoulder sealing <i>North Bannister Rd</i>	\$55,527.36	
EFT7149	24/01/2022	IT Vision			-\$ 2,329.25
	31/12/2021		Rates Service 2021-2022 <i>Dec 2021</i>	\$ 2,329.25	
EFT7150	24/01/2022	Jozef Majko			-\$ 648.33
	10/01/2022		Water usage	\$ 48.33	
	19/01/2022		Rent	\$ 600.00	
EFT7151	24/01/2022	Lotex Filter Cleaning Service			-\$ 432.33
	02/12/2021		Filter cleaning <i>Labour</i>	\$ 432.33	
EFT7152	24/01/2022	Marketforce			-\$ 923.24
	16/12/2021		Advertising - The West Australian <i>Extraordinary election</i>	\$ 923.24	

Chq/EFT	Date	Name	Description	Invoice Amount	Payment Amount
EFT7153	24/01/2022	Mcleods			-\$ 235.32
	23/12/2021		Lease - WA Mower Racing Assoc. <i>Fees</i>	\$ 235.32	
EFT7154	24/01/2022	Narrogin Auto Electrics & Airconditioning			-\$ 523.50
	08/12/2021		Install cell fi unit - Fire trucks <i>WD.821, WD.270</i>	\$ 523.50	
EFT7155	24/01/2022	Perfect Computer Solutions			-\$ 595.00
	13/01/2022		Monthly IT maintenance <i>Labour</i>	\$ 595.00	
EFT7156	24/01/2022	Rhonie's Wandering Mop & Bucket			-\$ 2,912.80
	18/01/2022		Cleaning contract <i>Public conveniences - Watts St, Caravan Park, Administration Office, CRC, Depot, Public conveniences - Codjatotine, Public conveniences - Pumphreys Bridge, Community Centre, Travel, Caravan Park cabins</i>	\$ 2,912.80	
EFT7157	24/01/2022	Payroll deductions			-\$ 590.00
	19/01/2022		Payroll deductions	\$ 590.00	
EFT7158	24/01/2022	Payroll deductions			-\$ 75.00
	19/01/2022		Payroll deductions	\$ 75.00	
EFT7159	24/01/2022	Startrack Express			-\$ 47.41
	12/01/2022		Freight <i>Pneumatic Solutions Australia</i>	\$ 47.41	
EFT7160	24/01/2022	The Workwear Group			-\$ 3,131.02
	08/12/2021		Uniforms <i>Councillors</i>	\$ 329.70	
	09/12/2021		Uniforms <i>Depot staff</i>	\$ 2,564.97	
	16/12/2021		Uniforms <i>Depot staff</i>	\$ 164.95	
	24/12/2021		Uniforms <i>Depot staff</i>	\$ 71.40	
EFT7161	24/01/2022	Tourism Council WA			-\$ 289.00
	20/12/2021		Tourism Business Membership <i>2022</i>	\$ 289.00	
EFT7162	24/01/2022	Wandering Community Fox Hunt			-\$ 300.00
	10/01/2022		Sponsorship <i>Fox hunt 2022</i>	\$ 300.00	
DD3810.1	06/12/2021	Pivotel			-\$ 60.00
	15/11/2021		Satellite Sleeves <i>Bushfire radios</i>	\$ 60.00	
DD3818.8	01/12/2021	Synergy			-\$ 378.40
	15/11/2021		31 Dunmall Dr <i>Usage</i>	\$ 378.40	
DD3818.9	02/12/2021	Synergy			-\$ 935.10
	15/11/2021		Caravan Park & Fire Station <i>Usage</i>	\$ 935.10	
DD3825.1	08/12/2021	Aware Super			-\$ 5,823.51
	08/12/2021		Payroll deductions	\$ 4,535.99	
	08/12/2021		Payroll deductions	\$ 1,287.52	
DD3825.2	08/12/2021	ANZ OnePath Masterfund			-\$ 385.91
	08/12/2021		Payroll deductions	\$ 96.48	
	08/12/2021		Payroll deductions	\$ 289.43	
DD3825.3	08/12/2021	Colonial First State			-\$ 481.52
	08/12/2021		Payroll deductions	\$ 120.38	
	08/12/2021		Payroll deductions	\$ 361.14	

Chq/EFT	Date	Name	Description	Invoice Amount	Payment Amount
DD3825.4	08/12/2021	Australian Super			-\$ 578.08
	08/12/2021		Payroll deductions	\$ 144.52	
	08/12/2021		Payroll deductions	\$ 433.56	
DD3825.5	08/12/2021	MobiSuper			-\$ 470.85
	08/12/2021		Payroll deductions	\$ 117.71	
	08/12/2021		Payroll deductions	\$ 353.14	
DD3825.6	08/12/2021	HostPlus Super Fund			-\$ 239.24
	08/12/2021		Payroll deductions	\$ 59.81	
	08/12/2021		Payroll deductions	\$ 179.43	
DD3825.7	08/12/2021	SuperWrap Personal Super Plan			-\$ 135.71
	08/12/2021		Payroll deductions	\$ 135.71	
DD3825.8	08/12/2021	Prime Super			-\$ 277.93
	08/12/2021		Payroll deductions	\$ 277.93	
DD3828.1	23/12/2021	Synergy			-\$ 768.42
	02/12/2021		Street lighting Usage	\$ 768.42	
DD3831.1	08/12/2021	Aware Super			-\$ 304.85
	22/12/2021		Payroll deductions	\$ 304.85	
DD3831.2	22/12/2021	Aware Super			-\$ 101.62
	22/12/2021		Payroll deductions	\$ 101.62	
DD3834.1	01/12/2021	HICAPS			-\$ 25.00
	30/11/2021		Terminal rental fee - Consulting Room Nov 2021	\$ 25.00	
DD3834.2	21/12/2021	ClickSuper			-\$ 15.18
	30/11/2021		Transaction fee Nov 2021	\$ 15.18	
DD3837.1	22/12/2021	Aware Super			-\$ 6,177.47
	22/12/2021		Payroll deductions	\$ 4,801.48	
	22/12/2021		Payroll deductions	\$ 1,375.99	
DD3837.2	22/12/2021	ANZ OnePath Masterfund			-\$ 346.09
	22/12/2021		Payroll deductions	\$ 86.52	
	22/12/2021		Payroll deductions	\$ 259.57	
DD3837.3	22/12/2021	Colonial First State			-\$ 481.52
	22/12/2021		Payroll deductions	\$ 120.38	
	22/12/2021		Payroll deductions	\$ 361.14	
DD3837.4	22/12/2021	Australian Super			-\$ 578.08
	22/12/2021		Payroll deductions	\$ 144.52	
	22/12/2021		Payroll deductions	\$ 433.56	
DD3837.5	22/12/2021	MobiSuper			-\$ 343.44
	22/12/2021		Payroll deductions	\$ 85.86	
	22/12/2021		Payroll deductions	\$ 257.58	
DD3837.6	22/12/2021	HostPlus Super Fund			-\$ 230.32
	22/12/2021		Payroll deductions	\$ 57.58	
	22/12/2021		Payroll deductions	\$ 172.74	
DD3837.7	22/12/2021	SuperWrap Personal Super Plan			-\$ 139.08
	22/12/2021		Payroll deductions	\$ 139.08	
DD3837.8	22/12/2021	Prime Super			-\$ 166.39
	22/12/2021		Payroll deductions	\$ 166.39	
DD3839.1	05/01/2022	Pivotel			-\$ 60.00
	15/12/2021		Satellite sleeves Bushfire radios	\$ 60.00	
DD3844.1	05/01/2022	Aware Super			-\$ 5,977.53
	05/01/2022		Payroll deductions	\$ 4,615.81	
	05/01/2022		Payroll deductions	\$ 1,361.72	
DD3844.2	05/01/2022	ANZ OnePath Masterfund			-\$ 247.87
	05/01/2022		Payroll deductions	\$ 61.97	

Chq/EFT	Date	Name	Description	Invoice Amount	Payment Amount
	05/01/2022		Payroll deductions	\$ 185.90	
DD3844.3	05/01/2022	Colonial First State			-\$ 481.52
	05/01/2022		Payroll deductions	\$ 120.38	
	05/01/2022		Payroll deductions	\$ 361.14	
DD3844.4	05/01/2022	Australian Super			-\$ 578.08
	05/01/2022		Payroll deductions	\$ 144.52	
	05/01/2022		Payroll deductions	\$ 433.56	
DD3844.5	05/01/2022	MobiSuper			-\$ 444.32
	05/01/2022		Payroll deductions	\$ 111.08	
	05/01/2022		Payroll deductions	\$ 333.24	
DD3844.6	05/01/2022	HostPlus Super Fund			-\$ 135.16
	05/01/2022		Payroll deductions	\$ 33.79	
	05/01/2022		Payroll deductions	\$ 101.37	
DD3844.7	05/01/2022	SuperWrap Personal Super Plan			-\$ 160.06
	05/01/2022		Payroll deductions	\$ 160.06	
DD3844.8	05/01/2022	Prime Super			-\$ 62.17
	05/01/2022		Payroll deductions	\$ 62.17	
DD3846.1	29/12/2021	Telstra			-\$ 211.21
	07/12/2021		Tims Messaging <i>Councillors, Fire Control, Fuel facility</i>	\$ 211.21	
DD3846.2	24/12/2021	Water Corporation			-\$ 81.22
	26/11/2021		Standpipe <i>Water use</i>	\$ 81.22	
DD3846.3	02/12/2021	Telstra			-\$ 1,246.26
	18/11/2021		Phone charges <i>Admin office, Harvest ban, Admin office, Fuel facility, CRC, Admin office, Admin office, CRC, CRC, Admin office, Consulting room, Admin iPad, Caravan Park, Supervisor, Remote Internet, Fuel Facility, Fuel Facility, Fuel Facility, CRC Internet Connection, Office Internet Connection, Phone plan, Rounding</i>	\$ 1,246.26	
DD3852.1	04/01/2022	Synergy			-\$ 743.62
	04/01/2022		Street lighting <i>Usage</i>	\$ 743.62	
DD3852.2	13/01/2022	Water Corporation			-\$ 150.10
	10/01/2022		CRC & Public Conveniences <i>Water use - Public Conveniences, Water use - CRC</i>	\$ 150.10	
DD3852.3	14/01/2022	Water Corporation			-\$ 223.78
	10/01/2022		Community Centre <i>Water use</i>	\$ 223.78	
DD3852.4	15/01/2022	Water Corporation			-\$ 110.40
	10/01/2022		14 Down St <i>Water use, Service charge</i>	\$ 110.40	
DD3852.5	16/01/2022	Water Corporation			-\$ 772.12
	10/01/2022		1 Dowsett St <i>Water use, Service charge</i>	\$ 317.92	
	10/01/2022		13 Dunmall Dr <i>Water use, Service charge</i>	\$ 454.20	
DD3852.6	24/01/2022	Water Corporation			-\$ 317.92
	10/01/2022		1 Dowsett St <i>Water use, Service charge</i>	\$ 317.92	
DD3852.7	17/01/2022	Water Corporation			-\$ 252.27
	10/01/2022		19 Humes Wy <i>Water use, Service charge</i>	\$ 252.27	
DD3852.8	18/01/2022	Water Corporation			-\$ 58.35

Chq/EFT	Date	Name	Description	Invoice Amount	Payment Amount
	10/01/2022		5 Dunmall Dr <i>Water use, Service charge</i>	\$ 58.35	
DD3852.9	10/01/2022	Water Corporation			-\$ 311.11
	10/01/2022		Caravan Park <i>Water Use</i>	\$ 311.11	
DD3853.1	01/01/2022	Telstra			-\$ 1,640.57
	18/12/2021		Phone charges <i>Admin office, Harvest ban, Admin office, Fuel facility, CRC, Admin office, Admin office, CRC, CRC, Admin office, Consulting room, Admin iPad, Caravan Park, Supervisor, Remote Internet, Fuel Facility, Fuel Facility, Fuel Facility, CRC Internet Connection, Office Internet Connection, Phone plan, Rounding</i>	\$ 1,640.57	
DD3853.2	01/01/2022	Water Corporation			-\$ 395.71
	23/12/2021		Standpipe <i>Water use</i>	\$ 395.71	
DD3853.3	01/01/2022	ClickSuper			-\$ 11.00
	31/12/2021		Transaction fee <i>Dec 2021</i>	\$ 11.00	
DD3859.1	19/01/2022	Aware Super			-\$ 6,196.97
	19/01/2022		Payroll deductions	\$ 4,799.17	
	19/01/2022		Payroll deductions	\$ 1,397.80	
DD3859.2	19/01/2022	ANZ OnePath Masterfund			-\$ 301.48
	19/01/2022		Payroll deductions	\$ 75.37	
	19/01/2022		Payroll deductions	\$ 226.11	
DD3859.3	19/01/2022	HostPlus Super Fund			-\$ 711.84
	19/01/2022		Payroll deductions	\$ 177.96	
	19/01/2022		Payroll deductions	\$ 533.88	
DD3859.4	19/01/2022	Australian Super			-\$ 578.08
	19/01/2022		Payroll deductions	\$ 144.52	
	19/01/2022		Payroll deductions	\$ 433.56	
DD3859.5	19/01/2022	MobiSuper			-\$ 433.69
	19/01/2022		Payroll deductions	\$ 108.42	
	19/01/2022		Payroll deductions	\$ 325.27	
DD3859.6	19/01/2022	SuperWrap Personal Super Plan			-\$ 135.71
	19/01/2022		Payroll deductions	\$ 135.71	
DD3859.7	19/01/2022	Prime Super			-\$ 246.84
	19/01/2022		Payroll deductions	\$ 246.84	
DD3860.1	01/01/2022	HICAPS			-\$ 25.00
	31/12/2021		Terminal rental fee - Consulting Room <i>Dec 2021</i>	\$ 25.00	
DD3818.10	03/12/2021	Synergy			-\$ 396.19
	15/11/2021		Community Centre <i>Usage</i>	\$ 396.19	
DD3852.10	11/01/2022	Water Corporation			-\$ 592.19
	10/01/2022		Depot <i>Water use</i>	\$ 592.19	
DD3852.11	12/01/2022	Water Corporation			-\$ 188.30
	10/01/2022		Administration building <i>Water use</i>	\$ 188.30	
				Total	-\$409,180.81

STRATEGIC IMPLICATIONS**IMPROVE OUR FINANCIAL POSITION**

Our Goals	Our Strategies
The Wandering Shire is financially sustainable	Improve accountability and transparency Prudently manage our financial resources to ensure value for money

OFFICER'S RECOMMENDATION – ITEM– SCHEDULE OF ACCOUNTS FOR **INSERT TO FROM DATES*

That Council in accordance with r12 and r13 of the *Local Government (Financial Management) Regulations 1996* receives the schedule of accounts for payment as presented.

16.2.MONTHLY FINANCIAL REPORTS

Proponent	Internal Report
Author of Report	Ian Fitzgerald, A/CEO
Date of Meeting	17/02/2022
Disclosure of any Interest	Nil
File Reference	14.145.14512
Attachments	Monthly Financial Reports

BRIEF SUMMARY

Consideration of the Monthly Financial Reports for the period ending 31 December 2021.

BACKGROUND

The following financial reports to 31 December 2021 are included for your information:

- Monthly Summary Information
- Statement of Financial Activity by Program
- Statement of Financial Activity by Nature or Type
- Note 1 Net Current Assets
- Note 2 Cash and Investments
- Note 3 Receivables – Debtors Report
- Note 4 Payables – Creditors Report
- Note 5 Rating Revenue
- Note 6 Disposal of Assets
- Note 7 Capital Acquisitions
- Note 8 Borrowings
- Note 9 Reserves
- Note 10 Grants and Contributions
- Note 11 Trust Fund
- Note 12 Explanation of Material Variances

STATUTORY/LEGAL IMPLICATIONS

Local Government Act 1995

Section 6.4 Financial report

- (1) *A local government is to prepare an annual financial report for the preceding financial year and such other financial reports as are prescribed.*
- (2) *The financial report is to —*
 - (a) *be prepared and presented in the manner and form prescribed; and*
 - (b) *contain the prescribed information.*
- (3) *By 30 September following each financial year or such extended time as the Minister allows, a local government is to submit to its auditor —*
 - (a) *the accounts of the local government, balanced up to the last day of the preceding financial year; and*
 - (b) *the annual financial report of the local government for the preceding financial year.*

Local Government (Financial Management) Regulations 1996

Regulation 34 Financial activity statement required each month (Act s. 6.4)

- (1A) *In this regulation — **committed assets** means revenue unspent but set aside under the annual budget for a specific purpose.*
- (1) *A local government is to prepare each month a statement of financial activity reporting on the revenue and expenditure, as set out in the annual budget under regulation 22(1)(d), for that month in the following detail —*

- (a) *annual budget estimates, taking into account any expenditure incurred for an additional purpose under section 6.8(1)(b) or (c); and*
 - (b) *budget estimates to the end of the month to which the statement relates; and*
 - (c) *actual amounts of expenditure, revenue and income to the end of the month to which the statement relates; and*
 - (d) *material variances between the comparable amounts referred to in paragraphs (b) and (c); and*
 - (e) *the net current assets at the end of the month to which the statement relates.*
- (2) *Each statement of financial activity is to be accompanied by documents containing —*
- (a) *an explanation of the composition of the net current assets of the month to which the statement relates, less committed assets and restricted assets; and*
 - (b) *an explanation of each of the material variances referred to in subregulation (1)(d); and*
 - (c) *such other supporting information as is considered relevant by the local government.*
- (3) *The information in a statement of financial activity may be shown —*
- (a) *according to nature and type classification; or*
 - (b) *by program; or*
 - (c) *by business unit.*
- (4) *A statement of financial activity, and the accompanying documents referred to in subregulation (2), are to be —*
- (a) *presented at an ordinary meeting of the council within 2 months after the end of the month to which the statement relates; and*
 - (b) *recorded in the minutes of the meeting at which it is presented.*
- (5) *Each financial year, a local government is to adopt a percentage or value, calculated in accordance with the AAS, to be used in statements of financial activity for reporting material variances.*

POLICY IMPLICATIONS

As contained in the attached Monthly Financial Reports

FINANCIAL IMPLICATIONS

As contained in the attached Monthly Financial Reports

STRATEGIC IMPLICATIONS

Provide Strong Leadership

Our Goals	Our Strategies
We plan for the future and are strategically focused	Ensure accountable, ethical and best practice governance Develop and maintain our Strategic Plan, Corporate Business Plan, Asset Management Plan, Workforce Plan and Long Term Financial Plan Service Level Plans detail operational roles, responsibilities and resources Engage with local, regional, state and federal stakeholders to grow mutually beneficial relationships

CONSULTATION/COMMUNICATION

Nil

COMMENT

Moore Australia have compiled the accompanying Local Government special purpose financial statements for the Shire of Wandering, which comprise the Statement of Financial Activity (by Statutory Reporting Program), a summary of significant accounting policies and other explanatory notes for the period ending 31 December 2021. The financial statements have been compiled to meet compliance with the Local Government Act 1995 and associated Regulations.

VOTING REQUIREMENTS

Simple Majority

OFFICER'S RECOMMENDATION – ITEM 16.2 - MONTHLY FINANCIAL REPORTS

That Council in accordance with Regulation 34 of the Local Government (Financial Management) Regulations 1996 receives the Statements of Financial activity for the period ended 31 December 2021.

Disclaimer: The December 2021 report has been prepared prior to the finalisation of the December 2021 financial transactions and as such may not be a true reflection of the financial position of the Shire at this time.

AUTHOR'S SIGNATURE:A handwritten signature in black ink, appearing to be a stylized name, located below the 'AUTHOR'S SIGNATURE:' label.

17 January 2022

Mr Ian Fitzgerald
Acting Chief Executive Officer
Shire of Wandering
22 Watts Street
WANDERING WA 6308

Dear Ian,

ACCOUNTING SERVICE INFORMATION REPORT FOR THE PERIOD ENDED 31 DECEMBER 2021

We advise that we have completed the compilation of your Statutory Monthly Statement of Financial Activity (by Statutory Reporting Program) for the month ended 31 December 2021 and enclose our Compilation Report and Statements.

We are required under APES 315 *Compilation of Financial Information* to report certain matters in our compilation report. Other matters which arise during the course of our compilation that we wish to bring to your attention are raised in this report.

It should be appreciated that our procedures are designed primarily to enable us to compile the monthly financial statements and therefore may not bring to light all weaknesses in systems and procedures, or all financial matters of interest to management and Council, which may exist. However, we aim to use our knowledge of the Shire's financial operations gained during our work to make comments and suggestions, which, we hope, will be useful to you.

Please note in order to meet legislative requirements, details and explanations of the material variances between the year to date actuals and year to date budget need to be completed by Shire staff, as required by *Local Government (Financial Management) Regulation 34(1) (d)*.

MATTERS FOR MANAGEMENT ATTENTION:

Please complete the Statutory Monthly Financial Statements by completing Note 15 – Major Variations by providing a comment for each item where the Council's YTD Budget and YTD Actual are over the variance threshold. These items are indicated with a ▼ or ▲.

We noted no other matters we wish to draw to management's attention.

Should you wish to discuss any matter relating to our service or any other matter, please do not hesitate to contact us.

Yours sincerely



Russell Barnes
Director

Moore Australia (WA) Pty Ltd

17 January 2022

Mr Ian Fitzgerald
Acting Chief Executive Officer
Shire of Wandering
22 Watts Street
WANDERING WA 6308

Dear Ian,

COMPILATION REPORT TO THE SHIRE OF WANDERING

We have compiled the accompanying Local Government special purpose financial statements of the Shire of Wandering, which comprise the Statement of Financial Activity (by Statutory Reporting Program), a summary of significant accounting policies and other explanatory notes for the period ending 31 December 2021. The financial statements have been compiled to meet compliance with the *Local Government Act 1995* and associated Regulations.

THE RESPONSIBILITY OF THE SHIRE OF WANDERING

The Shire of Wandering are solely responsible for the information contained in the special purpose financial statements and are responsible for the maintenance of an appropriate accounting system in accordance with the relevant legislation.

OUR RESPONSIBILITY

On the basis of information provided by the Shire of Wandering we have compiled the accompanying special purpose financial statements in accordance with the requirements of the *Local Government Act 1995*, associated Regulations and APES 315 *Compilation of Financial Information*.

Our procedures use accounting expertise to collect, classify and summarise the financial information, which the Shire of Wandering provided, in compiling the financial statements. Our procedures do not include verification or validation procedures. No audit or review has been performed and accordingly no assurance is expressed.

The Local Government special purpose financial statements were compiled exclusively for the benefit of the Shire of Wandering. We do not accept responsibility to any other person for the contents of the special purpose financial statements.



Russell Barnes
Director
Moore Australia (WA) Pty Ltd

SHIRE OF WANDERING
MONTHLY FINANCIAL REPORT
(Containing the Statement of Financial Activity)
For the period ending 31 December 2021

LOCAL GOVERNMENT ACT 1995
LOCAL GOVERNMENT (FINANCIAL MANAGEMENT) REGULATIONS 1996

TABLE OF CONTENTS

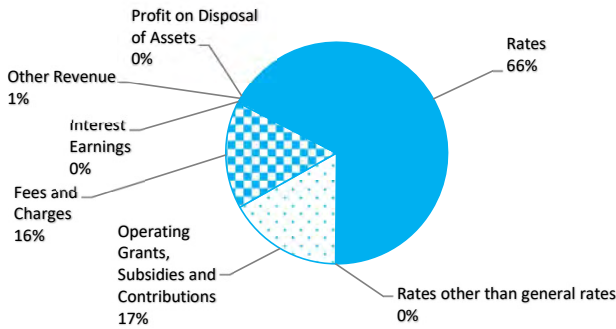
Statement of Financial Activity by Program	5
Statement of Financial Activity by Nature or Type	7
Basis of Preparation	8
Note 1 Statement of Financial Activity Information	9
Note 2 Cash and Financial Assets	10
Note 3 Receivables	11
Note 4 Other Current Assets	12
Note 5 Payables	13
Note 6 Rate Revenue	14
Note 7 Disposal of Assets	15
Note 8 Capital Acquisitions	16
Note 9 Borrowings	18
Note 10 Cash Reserves	19
Note 11 Other Current Liabilities	20
Note 12 Operating grants and contributions	21
Note 13 Non operating grants and contributions	22
Note 14 Budget Amendments	23
Note 15 Explanation of Material Variances	24

**MONTHLY FINANCIAL REPORT
FOR THE PERIOD ENDED 31 DECEMBER 2021**

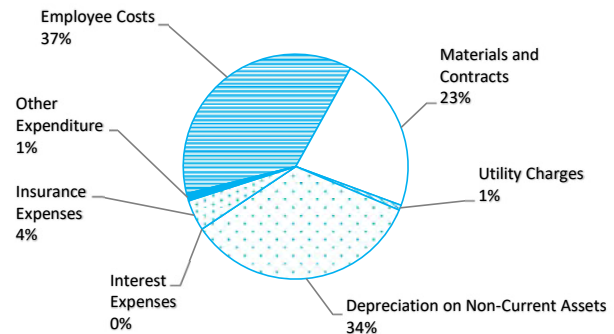
SUMMARY INFORMATION - GRAPHS

OPERATING ACTIVITIES

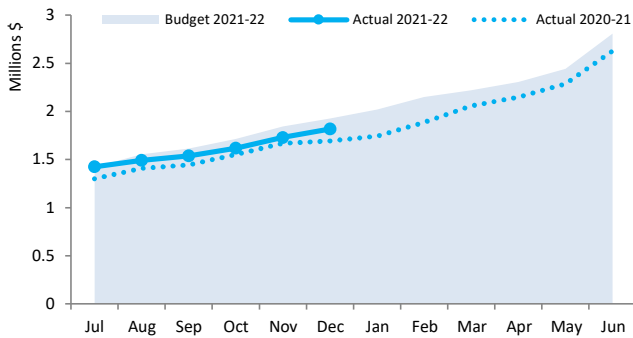
OPERATING REVENUE



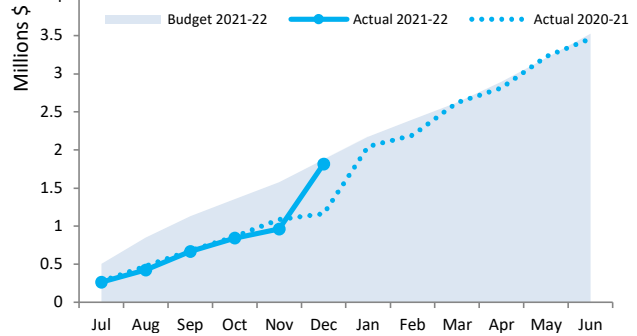
OPERATING EXPENSES



Budget Operating Revenues -v- Actual

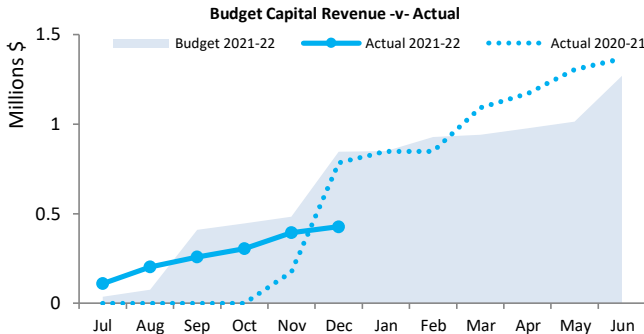


Budget Operating Expenses -v- YTD Actual

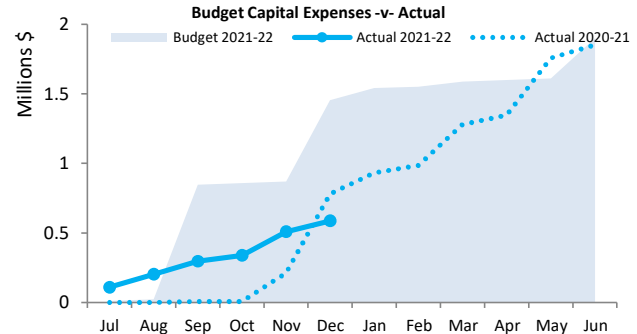


INVESTING ACTIVITIES

CAPITAL REVENUE



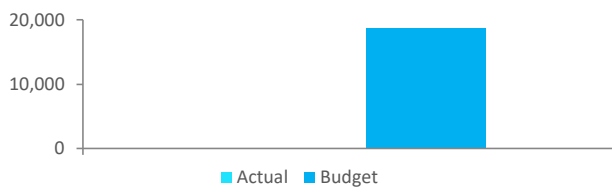
CAPITAL EXPENSES



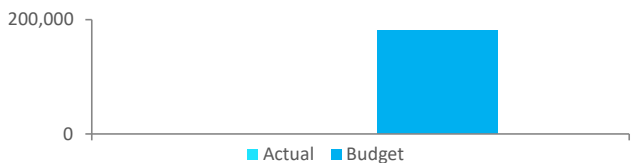
FINANCING ACTIVITIES

BORROWINGS

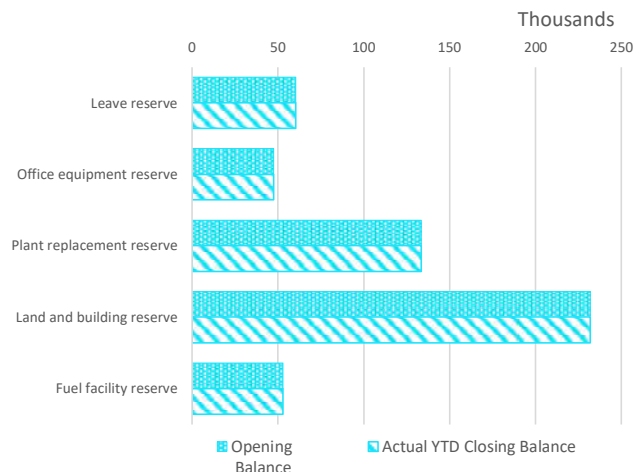
Principal Repayments



Principal Outstanding



RESERVES



This information is to be read in conjunction with the accompanying Financial Statements and Notes.

**MONTHLY FINANCIAL REPORT
FOR THE PERIOD ENDED 31 DECEMBER 2021**

EXECUTIVE SUMMARY

Funding surplus / (deficit) Components

Funding surplus / (deficit)				
	Amended Budget	YTD Budget (a)	YTD Actual (b)	Var. \$ (b)-(a)
Opening	\$0.17 M	\$0.17 M	\$0.02 M	(\$0.16 M)
Closing	(\$0.02 M)	\$0.40 M	\$0.48 M	\$0.08 M

Refer to Statement of Financial Activity

Cash and cash equivalents		
	\$	% of total
Unrestricted Cash	\$0.54 M	50.7%
Restricted Cash	\$0.53 M	49.3%

Refer to Note 2 - Cash and Financial Assets

Payables		
	\$	% Outstanding
Trade Payables	\$0.11 M	
0 to 30 Days		83.0%
30 to 90 Days		17.0%
Over 90 Days		0%

Refer to Note 5 - Payables

Receivables		
	\$	% Collected
Rates Receivable	\$0.17 M	86.7%
Trade Receivable	\$0.06 M	
30 to 90 Days		11.2%
Over 90 Days		9.8%

Refer to Note 3 - Receivables

Key Operating Activities

Amount attributable to operating activities			
Amended Budget	YTD Budget (a)	YTD Actual (b)	Var. \$ (b)-(a)
\$0.38 M	\$0.58 M	\$0.62 M	\$0.04 M

Refer to Statement of Financial Activity

Rates Revenue		
	\$	% Variance
YTD Actual	\$1.21 M	
YTD Budget	\$1.20 M	0.3%

Refer to Note 6 - Rate Revenue

Operating Grants and Contributions		
	\$	% Variance
YTD Actual	\$0.30 M	
YTD Budget	\$0.28 M	8.8%

Refer to Note 12 - Operating Grants and Contributions

Fees and Charges		
	\$	% Variance
YTD Actual	\$0.28 M	
YTD Budget	\$0.39 M	(26.2%)

Refer to Statement of Financial Activity

Key Investing Activities

Amount attributable to investing activities			
Amended Budget	YTD Budget (a)	YTD Actual (b)	Var. \$ (b)-(a)
(\$0.63 M)	(\$0.61 M)	(\$0.16 M)	\$0.45 M

Refer to Statement of Financial Activity

Proceeds on sale		
	\$	%
YTD Actual	\$0.00 M	
Amended Budget	\$0.12 M	0.0%

Refer to Note 7 - Disposal of Assets

Asset Acquisition		
	\$	% Spent
YTD Actual	\$0.59 M	
Amended Budget	\$1.90 M	30.9%

Refer to Note 8 - Capital Acquisitions

Capital Grants		
	\$	% Received
YTD Actual	\$0.43 M	
Amended Budget	\$1.15 M	37.2%

Refer to Note 8 - Capital Acquisitions

Key Financing Activities

Amount attributable to financing activities			
Amended Budget	YTD Budget (a)	YTD Actual (b)	Var. \$ (b)-(a)
\$0.06 M	\$0.25 M	(\$0.00 M)	(\$0.25 M)

Refer to Statement of Financial Activity

Borrowings	
Principal repayments	\$0.00 M
Interest expense	\$0.00 M
Principal due	\$0.00 M

Refer to Note 9 - Borrowings

Reserves	
Reserves balance	\$0.53 M
Interest earned	\$0.00 M

Refer to Note 10 - Cash Reserves

This information is to be read in conjunction with the accompanying Financial Statements and notes.

**KEY TERMS AND DESCRIPTIONS
FOR THE PERIOD ENDED 31 DECEMBER 2021**

STATUTORY REPORTING PROGRAMS

Shire operations as disclosed in these financial statements encompass the following service orientated activities/programs.

PROGRAM NAME AND OBJECTIVES

ACTIVITIES

GOVERNANCE

To provide a decision making process for the efficient allocation of scarce resources.

Members expenses and other costs of the Shire that relate to the tasks of assisting Councillors and the public on matters which do not concern specific Council services.

To provide a decision making process for the efficient allocation of scarce resources.

Members expenses and other costs of the Shire that relate to the tasks of assisting Councillors and the public on matters which do not concern specific Council services.

GENERAL PURPOSE FUNDING

To collect revenue to allow for the provision of services.

Collection of Rates revenue, financial assistance grants for general purpose and interest revenue.

HEALTH

To provide services for community and environmental health.

Health inspection and advisory services, analytical services, pest and weed control, and assistance to provide health initiatives.

EDUCATION AND WELFARE

To support services relating to youth, elderly and the disadvantaged.

Support school activities, aged care initiatives and disability inclusion plan.

HOUSING

Provision of shire housing and privately rented accommodation.

Management and maintenance for shire housing privately rented while not required by staff and provision of rental accommodation to the Housing Authority for teachers accommodation.

COMMUNITY AMENITIES

To provide amenities required by the community.

Rubbish collection services and operation of waste transfer station. Maintenance of cemeteries and public conveniences. Administration of town planning activities.

RECREATION AND CULTURE

To establish and maintain infrastructure and resources to meet the recreational and cultural needs of the community.

Maintenance of halls, playgrounds, recreation grounds and reserves. Operation of Library and maintenance of heritage and history inventory.

TRANSPORT

To provide safe and effective transport services to the community.

Construction and maintenance of streets, roads, bridges, signage and footpaths. Cleaning and lighting of town streets. Depot maintenance.

ECONOMIC SERVICES

To help promote Wandering and its economic wellbeing.

Tourism and area promotion including operation of caravan park. Implementation of building control and provision of a fuel facility, postal agency and Community Resource Centre.

OTHER PROPERTY AND SERVICES

To monitor and control operating accounts.

Provisions of private work operations, plant repairs, operation costs and all administration costs.

**STATEMENT OF FINANCIAL ACTIVITY
FOR THE PERIOD ENDED 31 DECEMBER 2021**

STATUTORY REPORTING PROGRAMS

	Ref Note	Amended Budget	YTD Budget (a)	YTD Actual (b)	Var. \$ (b)-(a)	Var. % (b)-(a)/(a)	Var.
		\$	\$	\$	\$	%	
Opening funding surplus / (deficit)	1(c)	173,709	173,709	15,352	(158,357)	(91.16%)	▼
Operating Activities							
Revenue from operating activities							
Governance		3,500	1,746	0	(1,746)	(100.00%)	
General purpose funding - general rates	6	1,204,854	1,204,854	1,208,515	3,661	0.30%	
General purpose funding - other		604,690	152,716	149,723	(2,993)	(1.96%)	
Law, order and public safety		44,290	22,138	16,258	(5,880)	(26.56%)	▼
Health		3,500	1,746	2,554	808	46.28%	
Housing		46,800	23,394	17,718	(5,676)	(24.26%)	▼
Community amenities		51,680	43,126	45,598	2,472	5.73%	
Recreation and culture		1,820	900	1,887	987	109.67%	
Transport		76,430	92,476	61,330	(31,146)	(33.68%)	▼
Economic services		725,720	362,622	284,263	(78,359)	(21.61%)	▼
Other property and services		45,750	22,868	28,891	6,023	26.34%	▲
		2,809,034	1,928,586	1,816,737	(111,849)		
Expenditure from operating activities							
Governance		(187,390)	(102,784)	(79,067)	23,717	23.07%	▲
General purpose funding		(86,000)	(42,990)	(47,087)	(4,097)	(9.53%)	
Law, order and public safety		(137,340)	(76,136)	(62,896)	13,240	17.39%	▲
Health		(11,030)	(5,672)	(4,591)	1,081	19.06%	
Education and welfare		(1,340)	(654)	(3,950)	(3,296)	(503.98%)	
Housing		(28,940)	(17,334)	(15,634)	1,700	9.81%	
Community amenities		(226,650)	(114,263)	(92,257)	22,006	19.26%	▲
Recreation and culture		(238,960)	(132,344)	(116,043)	16,301	12.32%	▲
Transport		(1,697,930)	(884,464)	(994,888)	(110,424)	(12.48%)	▼
Economic services		(842,505)	(428,589)	(348,680)	79,909	18.64%	▲
Other property and services		(67,790)	(69,720)	(48,976)	20,744	29.75%	▲
		(3,525,875)	(1,874,950)	(1,814,069)	60,881		
Non-cash amounts excluded from operating activities	1(a)	1,094,380	530,522	622,075	91,553	17.26%	▲
Amount attributable to operating activities		377,539	584,158	624,743	40,585		
Investing Activities							
Proceeds from non-operating grants, subsidies and contributions	13	1,146,550	845,433	427,014	(418,419)	(49.49%)	▼
Proceeds from disposal of assets	7	124,000	0	0	0	0.00%	
Payments for property, plant and equipment and infrastructure	8	(1,899,965)	(1,455,828)	(586,632)	869,196	59.70%	▲
Amount attributable to investing activities		(629,415)	(610,395)	(159,618)	450,777		
Financing Activities							
Proceeds from new debentures	9	200,000	200,000	0	(200,000)	(100.00%)	▼
Transfer from reserves	10	48,050	48,050	0	(48,050)	(100.00%)	▼
Repayment of debentures	9	(18,665)	0	0	0	0.00%	
Transfer to reserves	10	(173,988)	(110)	(110)	0	0.00%	
Amount attributable to financing activities		55,397	247,940	(110)	(248,050)		
Closing funding surplus / (deficit)	1(c)	(22,770)	395,412	480,367			

KEY INFORMATION

▲ ▼ Indicates a variance between Year to Date (YTD) Actual and YTD Actual data as per the adopted materiality threshold.

Refer to Note 15 for an explanation of the reasons for the variance.

The material variance adopted by Council for the 2021-22 year is \$5,000 or 5.00% whichever is the greater.

This statement is to be read in conjunction with the accompanying Financial Statements and notes.

KEY TERMS AND DESCRIPTIONS**FOR THE PERIOD ENDED 31 DECEMBER 2021****NATURE OR TYPE DESCRIPTIONS****REVENUE****RATES**

All rates levied under the *Local Government Act 1995*. Includes general, differential, specified area rates, minimum rates, interim rates, back rates, ex-gratia rates, less discounts and concessions offered. Exclude administration fees, interest on instalments, interest on arrears, service charges and sewerage rates.

OPERATING GRANTS, SUBSIDIES AND CONTRIBUTIONS

Refers to all amounts received as grants, subsidies and contributions that are not non-operating grants.

NON-OPERATING GRANTS, SUBSIDIES AND CONTRIBUTIONS

Amounts received specifically for the acquisition, construction of new or the upgrading of identifiable non financial assets paid to a local government, irrespective of whether these amounts are received as capital grants, subsidies, contributions or donations.

REVENUE FROM CONTRACTS WITH CUSTOMERS

Revenue from contracts with customers is recognised when the local government satisfies its performance obligations under the contract.

FEES AND CHARGES

Revenues (other than service charges) from the use of facilities and charges made for local government services, sewerage rates, rentals, hire charges, fee for service, photocopying charges, licences, sale of goods or information, fines, penalties and administration fees. Local governments may wish to disclose more detail such as rubbish collection fees, rental of property, fines and penalties, other fees and charges.

SERVICE CHARGES

Service charges imposed under *Division 6 of Part 6 of the Local Government Act 1995*. *Regulation 54 of the Local Government (Financial Management) Regulations 1996* identifies these as television and radio broadcasting, underground electricity and neighbourhood surveillance services. Exclude rubbish removal charges. Interest and other items of a similar nature received from bank and investment accounts, interest on rate instalments, interest on rate arrears and interest on debtors.

INTEREST EARNINGS

Interest and other items of a similar nature received from bank and investment accounts, interest on rate instalments, interest on rate arrears and interest on debtors.

OTHER REVENUE / INCOME

Other revenue, which can not be classified under the above headings, includes dividends, discounts, rebates etc.

PROFIT ON ASSET DISPOSAL

Excess of assets received over the net book value for assets on their disposal.

EXPENSES**EMPLOYEE COSTS**

All costs associate with the employment of person such as salaries, wages, allowances, benefits such as vehicle and housing, superannuation, employment expenses, removal expenses, relocation expenses, worker's compensation insurance, training costs, conferences, safety expenses, medical examinations, fringe benefit tax, etc.

MATERIALS AND CONTRACTS

All expenditures on materials, supplies and contracts not classified under other headings. These include supply of goods and materials, legal expenses, consultancy, maintenance agreements, communication expenses, advertising expenses, membership, periodicals, publications, hire expenses, rental, leases, postage and freight etc. Local governments may wish to disclose more detail such as contract services, consultancy, information technology, rental or lease expenditures.

UTILITIES (GAS, ELECTRICITY, WATER, ETC.)

Expenditures made to the respective agencies for the provision of power, gas or water. Exclude expenditures incurred for the reinstatement of roadwork on behalf of these agencies.

INSURANCE

All insurance other than worker's compensation and health benefit insurance included as a cost of employment.

LOSS ON ASSET DISPOSAL

Shortfall between the value of assets received over the net book value for assets on their disposal.

DEPRECIATION ON NON-CURRENT ASSETS

Depreciation expense raised on all classes of assets.

INTEREST EXPENSES

Interest and other costs of finance paid, including costs of finance for loan debentures, overdraft accommodation and refinancing expenses.

OTHER EXPENDITURE

Statutory fees, taxes, allowance for impairment of assets, member's fees or State taxes. Donations and subsidies made to community groups.

**STATEMENT OF FINANCIAL ACTIVITY
FOR THE PERIOD ENDED 31 DECEMBER 2021**

BY NATURE OR TYPE

	Ref Note	Amended Budget	YTD Budget (a)	YTD Actual (b)	Var. \$ (b)-(a)	Var. % (b)-(a)/(a)	Var.
		\$	\$	\$	\$	%	
Opening funding surplus / (deficit)	1(c)	173,709	173,709	15,352	(158,357)	(91.16%)	▼
Operating Activities							
Revenue from operating activities							
Rates	6	1,204,854	1,204,854	1,208,515	3,661	0.30%	
Rates other than general rates		3,200	3,200	0	(3,200)	(100.00%)	
Operating grants, subsidies and contributions	12	801,240	280,014	304,553	24,539	8.76%	▲
Fees and charges		736,530	385,284	284,264	(101,020)	(26.22%)	▼
Interest earnings		12,700	6,342	5,812	(530)	(8.36%)	
Other revenue		35,810	17,892	13,593	(4,299)	(24.03%)	
Profit on disposal of assets	7	14,700	31,000	0	(31,000)	(100.00%)	▼
		2,809,034	1,928,586	1,816,737	(111,849)		
Expenditure from operating activities							
Employee costs		(1,219,545)	(681,486)	(670,991)	10,495	1.54%	
Materials and contracts		(1,008,640)	(503,790)	(408,433)	95,357	18.93%	▲
Utility charges		(50,120)	(25,026)	(13,355)	11,671	46.64%	▲
Depreciation on non-current assets		(1,123,080)	(561,522)	(622,075)	(60,553)	(10.78%)	▼
Interest expenses		(2,970)	(1,485)	0	1,485	100.00%	
Insurance expenses		(84,120)	(83,693)	(80,661)	3,032	3.62%	
Other expenditure		(37,400)	(17,948)	(18,554)	(606)	(3.38%)	
		(3,525,875)	(1,874,950)	(1,814,069)	60,881		
Non-cash amounts excluded from operating activities	1(a)	1,094,380	530,522	622,075	91,553	17.26%	▲
Amount attributable to operating activities		377,539	584,158	624,743	40,585		
Investing activities							
Proceeds from non-operating grants, subsidies and contributions	13	1,146,550	845,433	427,014	(418,419)	(49.49%)	▼
Proceeds from disposal of assets	7	124,000	0	0	0	0.00%	
Payments for property, plant and equipment	8	(1,899,965)	(1,455,828)	(586,632)	869,196	59.70%	▲
Amount attributable to investing activities		(629,415)	(610,395)	(159,618)	450,777		
Financing Activities							
Proceeds from new debentures	9	200,000	200,000	0	(200,000)	(100.00%)	▼
Transfer from reserves	10	48,050	48,050	0	(48,050)	(100.00%)	▼
Repayment of debentures	9	(18,665)	0	0	0	0.00%	
Transfer to reserves	10	(173,988)	(110)	(110)	0	0.00%	
Amount attributable to financing activities		55,397	247,940	(110)	(248,050)		
Closing funding surplus / (deficit)	1(c)	(22,770)	395,412	480,367			

KEY INFORMATION

▲ ▼ Indicates a variance between Year to Date (YTD) Actual and YTD Actual data as per the adopted materiality threshold.

Refer to Note 15 for an explanation of the reasons for the variance.

This statement is to be read in conjunction with the accompanying Financial Statements and Notes.

**MONTHLY FINANCIAL REPORT
FOR THE PERIOD ENDED 31 DECEMBER 2021**

BASIS OF PREPARATION

BASIS OF PREPARATION

The financial report has been prepared in accordance with Australian Accounting Standards (as they apply to local governments and not-for-profit entities) and interpretations of the Australian Accounting Standards Board, and the *Local Government Act 1995* and accompanying regulations.

The *Local Government Act 1995* and accompanying Regulations take precedence over Australian Accounting Standards where they are inconsistent.

The *Local Government (Financial Management) Regulations 1996* specify that vested land is a right-of-use asset to be measured at cost. All right-of-use assets (other than vested improvements) under zero cost concessionary leases are measured at zero cost rather than at fair value. The exception is vested improvements on concessionary land leases such as roads, buildings or other infrastructure which continue to be reported at fair value, as opposed to the vested land which is measured at zero cost. The measurement of vested improvements at fair value is a departure from AASB 16 which would have required the Shire to measure any vested improvements at zero cost.

Accounting policies which have been adopted in the preparation of this financial report have been consistently applied unless stated otherwise. Except for cash flow and rate setting information, the financial report has been prepared on the accrual basis and is based on historical costs, modified, where applicable, by the measurement at fair value of selected non-current assets, financial assets and liabilities.

THE LOCAL GOVERNMENT REPORTING ENTITY

All funds through which the Shire controls resources to carry on its functions have been included in the financial statements forming part of this financial report.

In the process of reporting on the local government as a single unit, all transactions and balances between those funds (for example, loans and transfers between funds) have been eliminated.

All monies held in the Trust Fund are excluded from the financial statements.

SIGNIFICANT ACCOUNTING POLICES

CRITICAL ACCOUNTING ESTIMATES

The preparation of a financial report in conformity with Australian Accounting Standards requires management to make judgements, estimates and assumptions that effect the application of policies and reported amounts of assets and liabilities, income and expenses.

The estimates and associated assumptions are based on historical experience and various other factors that are believed to be reasonable under the circumstances; the results of which form the basis of making the judgements about carrying values of assets and liabilities that are not readily apparent from other sources. Actual results may differ from these estimates.

GOODS AND SERVICES TAX

Revenues, expenses and assets are recognised net of the amount of GST, except where the amount of GST incurred is not recoverable from the Australian Taxation Office (ATO). Receivables and payables are stated inclusive of GST receivable or payable. The net amount of GST recoverable from, or payable to, the ATO is included with receivables or payables in the statement of financial position. Cash flows are presented on a gross basis. The GST components of cash flows arising from investing or financing activities which are recoverable from, or payable to, the ATO are presented as operating cash flows.

ROUNDING OFF FIGURES

All figures shown in this statement are rounded to the nearest dollar.

PREPARATION TIMING AND REVIEW

Date prepared: All known transactions up to 13 January 2022

**NOTES TO THE STATEMENT OF FINANCIAL ACTIVITY
FOR THE PERIOD ENDED 31 DECEMBER 2021**

**NOTE 1
STATEMENT OF FINANCIAL ACTIVITY INFORMATION**

(a) Non-cash items excluded from operating activities

The following non-cash revenue and expenditure has been excluded from operating activities within the Statement of Financial Activity in accordance with Financial Management Regulation 32.

	Notes	Amended Budget	YTD Budget (a)	YTD Actual (b)
Non-cash items excluded from operating activities		\$	\$	\$
Adjustments to operating activities				
Less: Profit on asset disposals	7	(14,700)	(31,000)	0
Movement in employee benefit provisions (non-current)		(14,000)	0	0
Add: Depreciation on assets		1,123,080	561,522	622,075
Total non-cash items excluded from operating activities		1,094,380	530,522	622,075

(b) Adjustments to net current assets in the Statement of Financial Activity

The following current assets and liabilities have been excluded from the net current assets used in the Statement of Financial Activity in accordance with *Financial Management Regulation* 32 to agree to the surplus/(deficit) after imposition of general rates.

		Last Year Closing 30 June 2021	Year to Date 31 December 2021
Adjustments to net current assets			
Less: Reserves - restricted cash	10	(525,967)	(526,077)
Add: Provisions - employee	11	60,244	60,244
Total adjustments to net current assets		(465,723)	(465,833)

(c) Net current assets used in the Statement of Financial Activity

Current assets			
Cash and cash equivalents	2	841,093	1,066,225
Rates receivables	3	38,339	166,242
Receivables	3	29,305	59,238
Other current assets	4	74,270	89,490
Less: Current liabilities			
Payables	5	(203,312)	(177,458)
Contract liabilities	11	(11,460)	(11,460)
Liabilities under transfers to acquire or construct non-financial assets to be controlled by the entity	11	(205,979)	(164,896)
Provisions	11	(81,181)	(81,181)
Less: Total adjustments to net current assets	1(b)	(465,723)	(465,833)
Closing funding surplus / (deficit)		15,352	480,367

CURRENT AND NON-CURRENT CLASSIFICATION

In the determination of whether an asset or liability is current or non-current, consideration is given to the time when each asset or liability is expected to be settled. Unless otherwise stated assets or liabilities are classified as current if expected to be settled within the next 12 months, being the Council's operational cycle.

**NOTES TO THE STATEMENT OF FINANCIAL ACTIVITY
FOR THE PERIOD ENDED 31 DECEMBER 2021**

**OPERATING ACTIVITIES
NOTE 2
CASH AND FINANCIAL ASSETS**

Description	Classification	Unrestricted \$	Restricted \$	Total Cash \$	Institution	Interest Rate	Maturity Date
Cash on hand							
Municipal cash at bank	Cash and cash equivalents	539,048	0	539,048	BankWest	0.00%	n/a
Reserves Fund Bank	Cash and cash equivalents	110	525,967	526,077	Bankwest	0.00%	n/a
Petty cash/ cash on hand	Cash and cash equivalents	1,100	0	1,100	n/a	0.00%	n/a
Total		540,258	525,967	1,066,225			
Comprising							
Cash and cash equivalents		540,258	525,967	1,066,225			
		540,258	525,967	1,066,225			

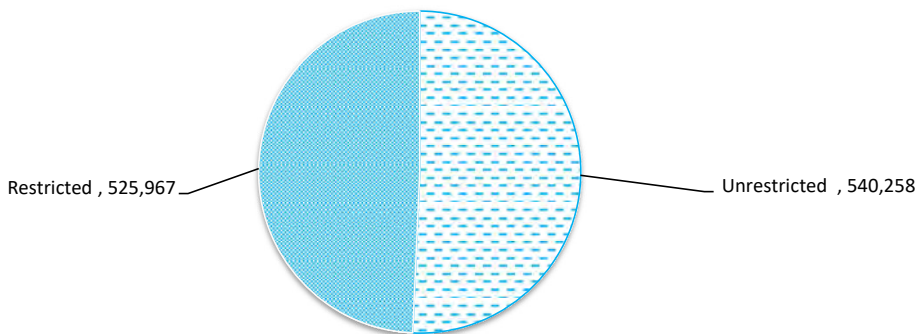
KEY INFORMATION

Cash and cash equivalents include cash on hand, cash at bank, deposits available on demand with banks and other short term highly liquid investments with original maturities of three months or less that are readily convertible to known amounts of cash and which are subject to an insignificant risk of changes in value and bank overdrafts. Bank overdrafts are reported as short term borrowings in current liabilities in the statement of net current assets.

The local government classifies financial assets at amortised cost if both of the following criteria are met:

- the asset is held within a business model whose objective is to collect the contractual cashflows, and
- the contractual terms give rise to cash flows that are solely payments of principal and interest.

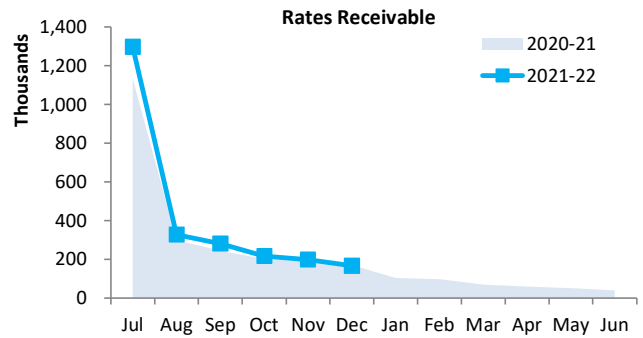
Financial assets at amortised cost held with registered financial institutions are listed in this note other financial assets at amortised cost are provided in Note 4 - Other assets.



**NOTES TO THE STATEMENT OF FINANCIAL ACTIVITY
FOR THE PERIOD ENDED 31 DECEMBER 2021**

**OPERATING ACTIVITIES
NOTE 3
RECEIVABLES**

Rates receivable	30 Jun 2021	31 Dec 2021
	\$	\$
Gross rates in arrears previous year	23,174	38,339
Levied this year	1,101,109	1,208,515
Less - collections to date	(1,085,944)	(1,080,612)
Net rates collectable	38,339	166,242
% Collected	96.6%	86.7%

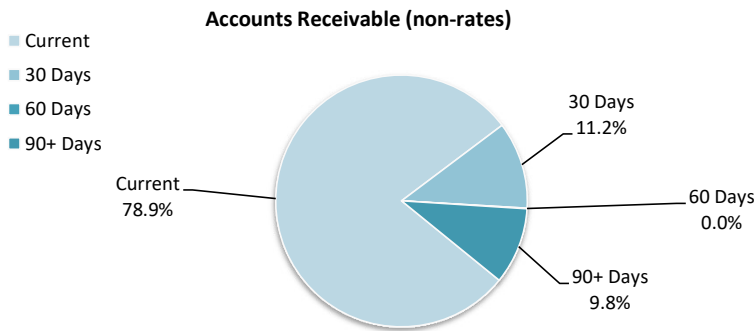


Receivables - general	Credit	Current	30 Days	60 Days	90+ Days	Total
	\$	\$	\$	\$	\$	\$
Receivables - general	(8)	35,080	4,978	22	4,379	44,451
Percentage		78.9%	11.2%	0%	9.8%	
Balance per trial balance						
Sundry receivable						44,451
GST receivable						14,496
Other receivables						291
Total receivables general outstanding						59,238

Amounts shown above include GST (where applicable)

KEY INFORMATION

Trade and other receivables include amounts due from ratepayers for unpaid rates and service charges and other amounts due from third parties for goods sold and services performed in the ordinary course of business. Receivables expected to be collected within 12 months of the end of the reporting period are classified as current assets. All other receivables are classified as non-current assets. Collectability of trade and other receivables is reviewed on an ongoing basis. Debts that are known to be uncollectible are written off when identified. An allowance for impairment of receivables is raised when there is objective evidence that they will not be collectible.



**NOTES TO THE STATEMENT OF FINANCIAL ACTIVITY
FOR THE PERIOD ENDED 31 DECEMBER 2021**

**OPERATING ACTIVITIES
NOTE 4
OTHER CURRENT ASSETS**

	Opening Balance 1 July 2021	Asset Increase	Asset Reduction	Closing Balance 31 December 2021
	\$	\$	\$	\$
Other current assets				
Inventory				
Fuel, oil and materials	74,270	191,886	(180,667)	85,489
Other current assets				
Prepayments	0	4,001	0	4,001
Total other current assets	74,270	195,887	(180,667)	89,490
Amounts shown above include GST (where applicable)				

KEY INFORMATION

Inventory

Inventories are measured at the lower of cost and net realisable value.

Net realisable value is the estimated selling price in the ordinary course of business less the estimated costs of completion and the estimated costs necessary to make the sale.

**NOTES TO THE STATEMENT OF FINANCIAL ACTIVITY
FOR THE PERIOD ENDED 31 DECEMBER 2021**

**OPERATING ACTIVITIES
NOTE 5
Payables**

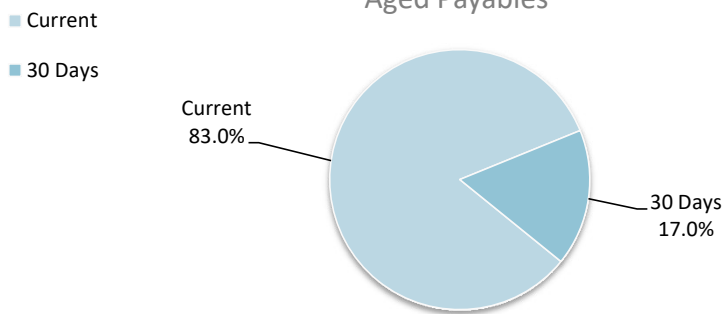
Payables - general	Credit	Current	30 Days	60 Days	90+ Days	Total
	\$	\$	\$	\$	\$	\$
Payables - general	0	93,630	19,167	0	0	112,797
Percentage		83%	17%	0%	0%	
Balance per trial balance						
Sundry creditors						112,797
ATO liabilities						8,641
Income received in advance						24,656
Accrued expenses						1,250
Payroll creditors						30,114
Total payables general outstanding						177,458

Amounts shown above include GST (where applicable)

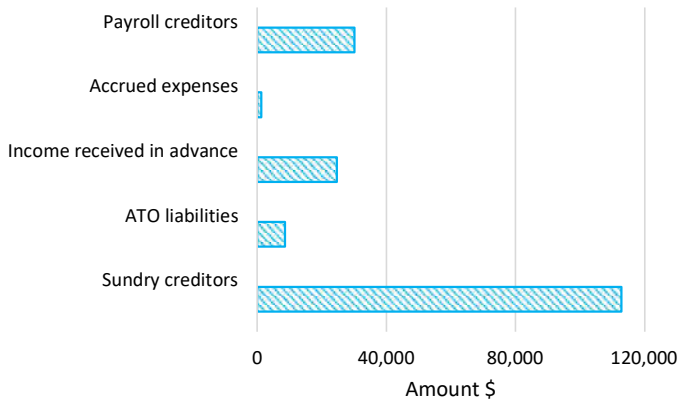
KEY INFORMATION

Trade and other payables represent liabilities for goods and services provided to the Shire that are unpaid and arise when the Shire becomes obliged to make future payments in respect of the purchase of these goods and services. The amounts are unsecured, are recognised as a current liability and are normally paid within 30 days of recognition.

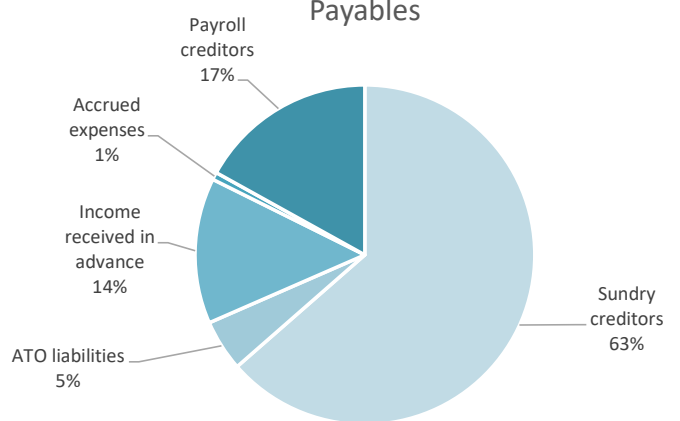
Aged Payables



Payables



Payables



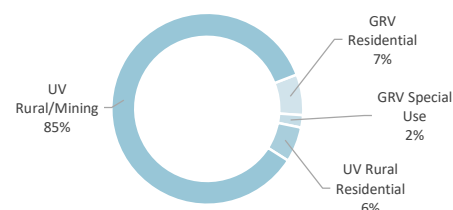
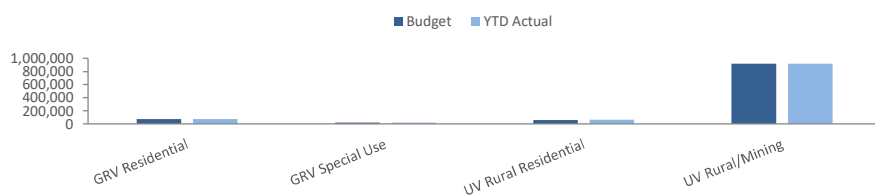
NOTES TO THE STATEMENT OF FINANCIAL ACTIVITY
FOR THE PERIOD ENDED 31 DECEMBER 2021

OPERATING ACTIVITIES
NOTE 6
RATE REVENUE

General rate revenue	Budget							YTD Actual			
	Rate in \$ (cents)	Number of Properties	Rateable Value	Rate Revenue	Interim Rate	Back Rate	Total Revenue	Rate Revenue	Interim Rates	Back Rates	Total Revenue
RATE TYPE				\$	\$	\$	\$	\$	\$	\$	\$
Gross rental value											
GRV Residential	0.1253	53	595,192	74,583	0	0	74,583	74,583	0	0	74,583
GRV Special Use	0.141920	3	157,820	22,398	0	0	22,398	22,398	0	0	22,398
Unimproved value											
UV Rural Residential	0.0160	53	3,871,000	61,820	0	0	61,820	61,820	1,356	920	64,096
UV Rural/Mining	0.006690	140	137,339,000	918,798	0	0	918,798	918,798	0	0	918,798
Sub-Total		249	141,963,012	1,077,599	0	0	1,077,599	1,077,599	1,356	920	1,079,875
Minimum payment	Minimum \$										
Gross rental value											
GRV Residential	1,100	27	64,134	29,700	0	0	29,700	29,700	0	0	29,700
GRV Special Use	1,100	1	4,508	1,100	0	0	1,100	1,100	0	0	1,100
Unimproved value											
UV Rural Residential	1,100	51	3,051,500	56,100	0	0	56,100	56,100	0	0	56,100
UV Rural/Mining	1,100	81	8,662,483	89,100	0	0	89,100	89,100	0	0	89,100
Sub-total		160	11,782,625	176,000	0	0	176,000	176,000	0	0	176,000
Discount							(48,745)				(47,360)
Amount from general rates							1,204,854				1,208,515
Ex-gratia rates							3,200				0
Total general rates							1,208,054				1,208,515

KEY INFORMATION

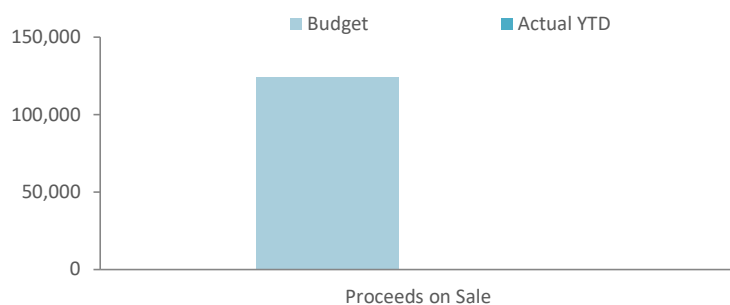
Prepaid rates are, until the taxable event for the rates has occurred, refundable at the request of the ratepayer. Rates received in advance give rise to a financial liability. On 1 July 2021 the prepaid rates were recognised as a financial asset and a related amount was recognised as a financial liability and no income was recognised. When the taxable event occurs the financial liability is extinguished and income recognised for the prepaid rates that have not been refunded.



**NOTES TO THE STATEMENT OF FINANCIAL ACTIVITY
FOR THE PERIOD ENDED 31 DECEMBER 2021**

**OPERATING ACTIVITIES
NOTE 7
DISPOSAL OF ASSETS**

Asset Ref.	Asset description	Budget				YTD Actual			
		Net Book Value	Proceeds	Profit	(Loss)	Net Book Value	Proceeds	Profit	(Loss)
		\$	\$	\$	\$	\$	\$	\$	\$
	Plant and equipment								
	Transport								
	Isuzu Giga Prime Mover	60,000	60,000	0	0	0	0	0	0
	QE Pajero Sports GLX	23,500	27,000	3,500	0	0	0	0	0
	Holden Trail blazer	24,000	35,000	11,000	0	0	0	0	0
	Hustler Mower	1,800	2,000	200	0	0	0	0	0
		109,300	124,000	14,700	0	0	0	0	0



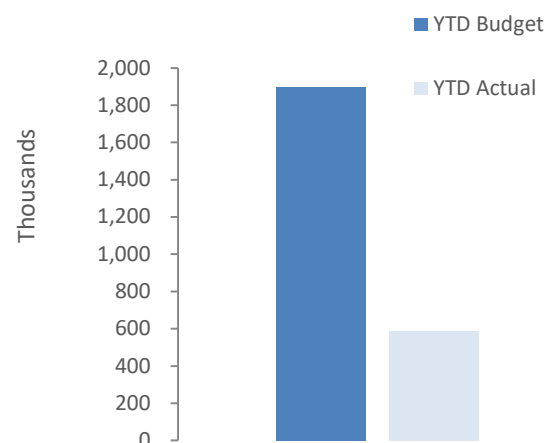
**NOTES TO THE STATEMENT OF FINANCIAL ACTIVITY
FOR THE PERIOD ENDED 31 DECEMBER 2021**

**INVESTING ACTIVITIES
NOTE 8
CAPITAL ACQUISITIONS**

Capital acquisitions	Amended		YTD Actual	YTD Actual Variance
	Budget	YTD Budget		
	\$	\$	\$	\$
Land & Buildings	322,245	255,773	252,530	(3,243)
Furniture & Equipment	14,500	14,500	9,042	(5,458)
Plant & Equipment	312,650	312,649	0	(312,649)
Roads & Bridges	1,044,570	666,906	321,706	(345,200)
Land Held For Resale Non Current	206,000	206,000	3,354	(202,646)
Payments for Capital Acquisitions	1,899,965	1,455,828	586,632	(869,196)
Total Capital Acquisitions	1,899,965	1,455,828	586,632	(869,196)
Capital Acquisitions Funded By:				
	\$	\$	\$	\$
Capital grants and contributions	1,146,550	845,433	427,014	(418,419)
Borrowings	200,000	200,000	0	(200,000)
Other (disposals & C/Fwd)	124,000	0	0	0
Cash backed reserves				
Office equipment reserve	7,500	0	0	0
Land and building reserve	26,550	0	0	0
Contribution - operations	395,365	410,395	159,618	(250,777)
Capital funding total	1,899,965	1,455,828	586,632	(869,196)

SIGNIFICANT ACCOUNTING POLICIES

All assets are initially recognised at cost. Cost is determined as the fair value of the assets given as consideration plus costs incidental to the acquisition. For assets acquired at no cost or for nominal consideration, cost is determined as fair value at the date of acquisition. The cost of non-current assets constructed by the local government includes the cost of all materials used in the construction, direct labour on the project and an appropriate proportion of variable and fixed overhead. Certain asset classes may be revalued on a regular basis such that the carrying values are not materially different from fair value. Assets carried at fair value are to be revalued with sufficient regularity to ensure the carrying amount does not differ materially from that determined using fair value at reporting date.

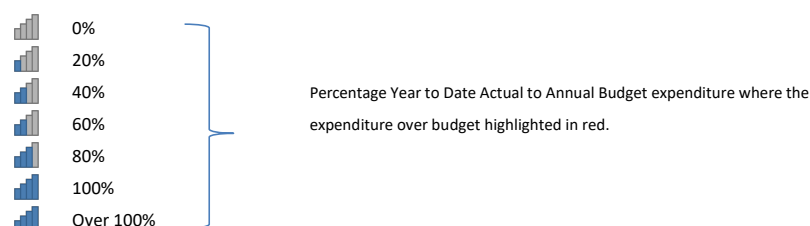


NOTES TO THE STATEMENT OF FINANCIAL ACTIVITY
FOR THE PERIOD ENDED 31 DECEMBER 2021

INVESTING ACTIVITIES
NOTE 8
CAPITAL ACQUISITIONS (CONTINUED)

Capital expenditure total

Level of completion indicators



Level of completion indicator, please see table at the end of this note for further detail.

Account Description		Amended		Year to Date Actual	Variance (Under)/Over	
		Current Budget	Year to Date Budget			
Capital Expenditure						
Land Held For Resale Non Current						
	E14761	Land Held for Resale - Industrial Estate & Lot 801	206,000	206,000	3,354	(202,646)
	Land Held For Resale Non Current Total		206,000	206,000	3,354	(202,646)
Land & Buildings						
	E05109	LGGS - Purchase Land & Buildings	189,305	189,305	0	(189,305)
	E13260	Purchase Land & Buildings	132,940	66,468	252,530	186,062
	Land & Buildings Total		322,245	255,773	252,530	(3,243)
Furniture & Equipment						
	E13450	CRC - Purchase Furniture & Equipment	5,000	5,000	0	(5,000)
	E14560	Purchase Furniture & Equipment	9,500	9,500	9,042	(458)
	Furniture & Equipment Total		14,500	14,500	9,042	(5,458)
Plant & Equipment						
	E12360	Purchase Plant & Equipment	312,650	312,649	0	(312,649)
	Plant & Equipment Total		312,650	312,649	0	(312,649)
Roads & Bridges						
	E12101	Road Construction - Other - Expenses	276,000	110,400	217,019	106,619
	E12102	Road Construction Regional Road Group Expenses	546,485	437,188	89,294	(347,894)
	E12103	Road Construction Roads to Recovery Expenses	145,875	58,350	15,393	(42,957)
	E12104	Road Construction Blackspot Expenses	76,210	60,968	0	(60,968)
	Roads & Bridges Total		1,044,570	666,906	321,706	(345,200)
	Grand Total		1,899,965	1,455,828	586,632	(869,196)

**NOTES TO THE STATEMENT OF FINANCIAL ACTIVITY
FOR THE PERIOD ENDED 31 DECEMBER 2021**

FINANCING ACTIVITIES

NOTE 9

BORROWINGS

Repayments - borrowings

Information on borrowings		1 July 2021	New Loans		Principal Repayments		Principal Outstanding		Interest Repayments	
Particulars	Loan No.		Actual	Budget	Actual	Budget	Actual	Budget	Actual	Budget
		\$	\$	\$	\$	\$	\$	\$	\$	\$
Community amenities										
industrial Estate Development	1	0	0	200,000	0	18,665	0	181,335	0	2,970
Total		0	0	200,000	0	18,665	0	181,335	0	2,970
Current borrowings		18,665					0			
Non-current borrowings		(18,665)					0			
		0					0			

All debenture repayments were financed by general purpose revenue.

KEY INFORMATION

All loans and borrowings are initially recognised at the fair value of the consideration received less directly attributable transaction costs. After initial recognition, interest-bearing loans and borrowings are subsequently measured at amortised cost using the effective interest method. Fees paid on the establishment of loan facilities that are yield related are included as part of the carrying amount of the loans and borrowings.

**NOTES TO THE STATEMENT OF FINANCIAL ACTIVITY
FOR THE PERIOD ENDED 31 DECEMBER 2021**

OPERATING ACTIVITIES

NOTE 10

CASH RESERVES

Cash backed reserve

Reserve name	Opening Balance	Budget Interest Earned	Actual Interest Earned	Budget Transfers In (+)	Actual Transfers In (+)	Budget Transfers Out (-)	Actual Transfers Out (-)	Budget Closing Balance	Actual YTD Closing Balance
	\$	\$	\$	\$	\$	\$	\$	\$	\$
Leave reserve	60,244	0	12	0	0	(14,000)	0	46,244	60,256
Office equipment reserve	47,482	0	10	0	0	(7,500)	0	39,982	47,492
Plant replacement reserve	133,449	0	28	29,725	0	0	0	163,174	133,477
Land and building reserve	231,859	0	49	128,438	0	(26,550)	0	333,747	231,908
Fuel facility reserve	52,933	0	11	15,825	0	0	0	68,758	52,944
	525,967	0	110	173,988	0	(48,050)	0	651,905	526,077

**NOTES TO THE STATEMENT OF FINANCIAL ACTIVITY
FOR THE PERIOD ENDED 31 DECEMBER 2021**

**OPERATING ACTIVITIES
NOTE 11
OTHER CURRENT LIABILITIES**

	Opening Balance	Liability transferred from/(to) non current	Liability Increase	Liability Reduction	Closing Balance
Other current liabilities	1 July 2021				31 December 2021
	\$		\$	\$	\$
Other liabilities					
- Contract liabilities	11,460	0	0	0	11,460
- Liabilities under transfers to acquire or construct non-financial assets to be controlled by the entity	205,979	0	393,027	(434,110)	164,896
Total other liabilities	217,439	0	393,027	(434,110)	176,356
Provisions					
Provision for annual leave	65,168	0	0	0	65,168
Provision for long service leave	16,013	0	0	0	16,013
Total Provisions	81,181	0	0	0	81,181
Total other current liabilities	298,620	0	393,027	(434,110)	257,537

Amounts shown above include GST (where applicable)

A breakdown of contract liabilities and associated movements is provided on the following pages at Note 12 and 13

KEY INFORMATION

Provisions

Provisions are recognised when the Shire has a present legal or constructive obligation, as a result of past events, for which it is probable that an outflow of economic benefits will result and that outflow can be reliably measured.

Provisions are measured using the best estimate of the amounts required to settle the obligation at the end of the reporting period.

Employee benefits

Short-term employee benefits

Provision is made for the Shire's obligations for short-term employee benefits. Short-term employee benefits are benefits (other than termination benefits) that are expected to be settled wholly before 12 months after the end of the annual reporting period in which the employees render the related service, including wages, salaries and sick leave. Short-term employee benefits are measured at the (undiscounted) amounts expected to be paid when the obligation is settled.

The Shire's obligations for short-term employee benefits such as wages, salaries and sick leave are recognised as a part of current trade and other payables in the calculation of net current assets.

Other long-term employee benefits

The Shire's obligations for employees' annual leave and long service leave entitlements are recognised as provisions in the statement of financial position.

Long-term employee benefits are measured at the present value of the expected future payments to be made to employees. Expected future payments incorporate anticipated future wage and salary levels, durations of service and employee departures and are discounted at rates determined by reference to market yields at the end of the reporting period on government bonds that have maturity dates that approximate the terms of the obligations. Any remeasurements for changes in assumptions of obligations for other long-term employee benefits are recognised in profit or loss in the periods in which the changes occur. The Shire's obligations for long-term employee benefits are presented as non-current provisions in its statement of financial position, except where the Shire does not have an unconditional right to defer settlement for at least 12 months after the end of the reporting period, in which case the obligations are presented as current provisions.

Contract liabilities

An entity's obligation to transfer goods or services to a customer for which the entity has received consideration (or the amount is due) from the customer. Grants to acquire or construct recognisable non-financial assets to identified specifications be constructed to be controlled by the Shire are recognised as a liability until such time as the Shire satisfies its obligations under the agreement.

NOTES TO THE STATEMENT OF FINANCIAL ACTIVITY
FOR THE PERIOD ENDED 31 DECEMBER 2021

NOTE 12
OPERATING GRANTS AND CONTRIBUTIONS

Provider	Unspent operating grant, subsidies and contributions liability					Operating grants, subsidies and contributions revenue		
	Liability 1 July 2021	Increase in Liability	Decrease in Liability (As revenue)	Liability 31 Dec 2021	Current Liability 31 Dec 2021	Amended Budget Revenue	YTD Budget	YTD Revenue Actual
	\$	\$	\$	\$	\$	\$	\$	\$
Operating grants and subsidies								
Governance								
Grants Commission - General	0	0	0	0	0	318,880	76,530	84,214
Grants Commission - Roads	0	0	0	0	0	262,710	63,050	57,844
Law, order, public safety								
LGGS Grant Income (ESL)	4,703	0	(4,703)	0	0	41,540	20,770	14,521
Transport								
Grant Income - MRWA Direct	0	0	0	0	0	61,230	61,230	61,230
Economic services								
CRC - Centrelink Income	0	0	0	0	0	8,640	4,320	4,320
CRC - Community Programs Grant Income	0	0	0	0	0	4,590	2,292	0
CRC - Operating Grants Income	16,410	16,750	(2,394)	30,766	30,766	99,550	49,774	77,149
	21,113	16,750	(7,097)	30,766	30,766	797,140	277,966	299,278
Operating contributions								
Recreation and culture								
Movie Screen Hire Income	0	0	0	0	0	100	48	0
Other property and services								
Admin - Other Income	0	0	0	0	0	4,000	2,000	5,275
	0	0	0	0	0	4,100	2,048	5,275
TOTALS	21,113	16,750	(7,097)	30,766	30,766	801,240	280,014	304,553

NOTES TO THE STATEMENT OF FINANCIAL ACTIVITY
FOR THE PERIOD ENDED 31 DECEMBER 2021

NOTE 13
NON-OPERATING GRANTS AND CONTRIBUTIONS

Provider	Unspent non operating grants, subsidies and contributions liability					Non operating grants, subsidies and contributions revenue		
	Liability 1 July 2021	Increase in Liability	Decrease in Liability (As revenue)	Liability 31 Dec 2021	Current Liability 31 Dec 2021	Amended Budget Revenue	YTD Budget	YTD Revenue Actual
	\$	\$	\$	\$	\$	\$	\$	\$
Non-operating grants and subsidies								
Transport								
Grant Income - Regional Road Group	0	182,530	(89,294)	93,236	93,236	364,325	291,460	89,294
Grant Income - Roads to Recovery	0	67,747	(15,393)	52,354	52,354	145,875	58,350	15,394
Grant Income - Blackspot	0	0	0	0	0	38,105	19,050	0
RRSP Project Income	0	116,000	(116,000)	0	0	276,000	220,800	116,000
Economic services								
Caravan Park Grants Income	196,326	10,000	(206,326)	0	0	132,940	66,468	206,326
	196,326	376,277	(427,013)	145,590	145,590	957,245	656,128	427,014
Non-operating contributions								
Law, order, public safety								
DFES Capital Grant Income	0	0	0	0	0	189,305	189,305	0
	0	0	0	0	0	189,305	189,305	0
TOTALS	196,326	376,277	(427,013)	145,590	145,590	1,146,550	845,433	427,014

**NOTES TO THE STATEMENT OF FINANCIAL ACTIVITY
FOR THE PERIOD ENDED 31 DECEMBER 2021**

**NOTE 14
BUDGET AMENDMENTS**

Amendments to original budget since budget adoption. Surplus/(Deficit)

GL Code	Description	Council Resolution	Classification	Non Cash Adjustment	Increase in Available Cash	Decrease in Available Cash	Amended Budget Running Balance
				\$	\$	\$	\$
	Budget adoption		Opening surplus				(22,770)
E11101	Wandering Community Centre		Operating Expenses			(10,500)	(33,270)
PW23	Ricks Road Maintenance partly funded by FPC		Operating Expenses			(12,000)	(45,270)
0010MNT	Ricks Road Maintenance		Operating Expenses		12,000		(33,270)
E14761	Lot 801 Watts Road - Disposal costs	16/09/2021	Operating Expenses			(6,000)	(39,270)
E13590	Star Track Depot	16/09/2021	Operating Expenses			(7,500)	(46,770)
R13590	Star Track Depot	16/09/2021	Operating Revenue		2,000		(44,770)
E05109	Addition to BFB Building	16/09/2021	Capital Expenses			(93,500)	(138,270)
R05105	Grant Funding - addition to BFB building	16/09/2021	Capital Revenue		93,500		(44,770)
R12204	MRWA Direct Grant		Operating Revenue		4,230		(40,540)
E14515	Consultants Expenses		Operating Expenses			(20,000)	(60,540)
E14500	Admin - Salaries		Operating Expenses		10,000		(50,540)
E04106	Members Subscriptions		Operating Expenses		5,000		(45,540)
E05105	BFB Water Tanks	21/10/2021	Capital Expenses			(95,805)	(141,345)
R05105	Grant Funding - 8 steel tanks BFB	21/10/2021	Capital Revenue		95,805		(45,540)
				0	222,535	(245,305)	(22,770)

**NOTES TO THE STATEMENT OF FINANCIAL ACTIVITY
FOR THE PERIOD ENDED 31 DECEMBER 2021**

**NOTE 15
EXPLANATION OF MATERIAL VARIANCES**

The material variance thresholds are adopted annually by Council as an indicator of whether the actual expenditure or revenue varies from the year to date Actual materially.

The material variance adopted by Council for the 2021-22 year is \$5,000 or 5.00% whichever is the greater.

Reporting Program	Var. \$	Var. %	Explanation of positive variances		Explanation of negative variances	
			Timing	Permanent	Timing	Permanent
	\$	%				
Opening funding surplus / (deficit)	(158,357)	(91.16%)	▼			Audit completed - requires amendment
Revenue from operating activities						
Law, order and public safety	(5,880)	(26.56%)	▼		Operating Grant	
Housing	(5,676)	(24.26%)	▼		Rental income lower than predicted	
Transport	(31,146)	(33.68%)	▼		Fuel sales lower than predicted	
Economic services	(78,359)	(21.61%)	▼		Allocations	
Other property and services	6,023	26.34%	▲			
Expenditure from operating activities						
Governance	23,717	23.07%	▲	Administration allocation lower than predicted		
Law, order and public safety	13,240	17.39%	▲	ESL expenses lower than predicted		
Community amenities	22,006	19.26%	▲	Administration allocation lower than predicted		
Recreation and culture	16,301	12.32%	▲	Administration allocation lower than predicted		
Transport	(110,424)	(12.48%)	▼		Road Maintenance higher than predicted	
Economic services	79,909	18.64%	▲	Fuel purchases lower than expected		
Other property and services	20,744	29.75%	▲	Allocations		
Investing activities						
Proceeds from non-operating grants, subsidies and contributions	(418,419)	(49.49%)	▼		Grants yet to be received - primarily LRCIP & RRRSP	
Payments for property, plant and equipment and infrastructure	869,196	59.70%	▲	Capital program ahead of schedule		
Financing activities						
Proceeds from new debentures	(200,000)	(100.00%)	▼		Loan not drawn down	
Transfer from reserves	(48,050)	(100.00%)	▼		Reserve transfers yet to happen	

17. CLOSURE OF MEETING