



22 Watts Street Wandering WA 6308
Telephone: (08) 6828 1800
reception@wandering.wa.gov.au

MINUTES

Shire of Wandering Council Meeting 20 November 2025

OUR VISION

Wandering is a community of responsible, resilient and adaptable residents thriving in our scenic, economically diverse environment.

These Minutes of the Council meeting held 20 November 2025 are confirmed as a true and correct record of proceedings without amendment. Confirmed on 11 December 2025 by the Presiding Member, Cr S Little.


.....
Cr Little Presiding Member

DISCLAIMER

No responsibility whatsoever is implied or accepted by the Shire of Wandering for any act, omission or statement or intimation occurring during Council or Committee meetings or during formal/informal conversations with staff. The Shire of Wandering disclaims any liability for any loss whatsoever and howsoever caused arising out of reliance by any person or legal entity on any such act, omission or statement or intimation occurring during Council or Committee meetings or discussions. Any person or legal entity that act or fails to act in reliance upon any statement does so at the person's or legal entity's own risk.

The purpose of this council meeting is to discuss and, where possible, make resolutions about items appearing on the agenda. Whilst Council has the power to resolve such items and may in fact, appear to have done so at the meeting, no person should rely on or act on basis of such decision or on any advice or information provided by a member or officer, or on the content of any discussion occurring, during the course of the meeting.

In particular and without derogating in any way from the broad disclaimer above, in any discussion regarding any planning application or application for a licence, any statement or limitation of approval made by a member or officer of the Shire of Wandering during the course of any meeting is not intended to be and is not taken as notice of approval from the Shire of Wandering. The Shire of Wandering warns that anyone who has an application lodged with the Shire of Wandering must obtain and only should rely on WRITTEN CONFIRMATION of the outcome of the application, and any conditions attaching to the decision made by the Shire of Wandering in respect of the application.

Persons should be aware that the provisions of the Local Government Act 1995 (section 5.25 (e)) establish procedures for revocation or rescission of a Council decision.

The Shire of Wandering expressly disclaims liability for any loss or damage suffered by any person as a result of relying on or acting on the basis of any resolution of Council, or any advice or information provided by a member or officer, or the content of any discussion occurring, during the course of the Council meeting.



Dr. Alistair Pinto
Chief Executive Officer

SHIRE OF WANDERING

Minutes of the Ordinary Meeting of Council held in the Council Chambers on Thursday 20 November 2025.

Contents

1.	Declaration of Opening / Announcements of Visitors	3
2.	Attendance / Apologies / Approved Leave of Absence.....	3
3.	Announcements by the Presiding Member	3
4.	Response to Previous Public Questions Taken on Notice	3
5.	Public Question Time.....	3
6.	Petitions / Deputations / Presentations / Submissions	3
7.	Applications for Leave of Absence.....	3
8.	Disclosures of Interest	3
9.	Confirmation of Minutes of Previous Meetings Held.....	4
9.1	Ordinary Council Meeting Minutes – 30 October 2025	4
10.	Reports of Committees of Council	5
11.	Reports from Councillors	5
12.	Chief Executive Officer	6
12.1	Shire of Wandering Council Meeting Dates 2026	6
12.2	Shire of Wandering 2025 Christmas Lights Competition.....	8
12.3	Shire of Wandering Policy Manual Review – Policies 2, 3, 51 and 85	16
12.4	Long Term Financial Plan 2025 - 2036.....	29
12.5	Wandering Community Centre Upgrade Committee – Terms of Reference.....	55
12.6	Behaviour Complaints Committee – Terms of Reference	59
12.7	Audit, Risk and Improvement Committee – Terms of Reference	64
12.8	Shire of Wandering – Grants Update.....	70
13.	Finance	73
13.1	Financial Report 31 October 2025.....	73
13.2	Accounts for Payment 31 October 2025.....	91
14.	Planning and Technical Services.....	105
15.	Elected Members Motions of Which Previous Notice Has Been Given	105
16.	New Business or Urgent Business Introduced by Decision of the Meeting.....	105
16.1	Elected Members	105
16.2	Officers	105
16.2.1	Community Centre Upgrade Committee Membership	105
17.	Matters Behind Closed Doors	108
17.1	Wandering–Pingelly Bridge Replacement (0424A).....	108
17.2	Chief Executive Officer KPIs for 2025-2026	109
17.3	CEO Six Month Probationary Review.....	109
18.	Closure of Meeting	110

1. Declaration of Opening / Announcements of Visitors

The Presiding member opened the meeting at 3.30pm.

2. Attendance / Apologies / Approved Leave of Absence

Councillors

Cr Sheryl Little (Shire President) (Presiding Officer)
Cr Alan Price (Deputy Shire President)
Cr Lou Cowan
Cr Dennis Jennings
Cr Peter Latham
Cr Andrew Thompson

Staff

Dr Alistair Pinto (Chief Executive Officer)
Karl Mickle (Operations Manager)
Lisa Boddy (Executive Assistant)

Apologies

Cr Gillian Hansen

Members of the Public

3. Announcements by the Presiding Member

Nil.

4. Response to Previous Public Questions Taken on Notice

Nil.

5. Public Question Time

Nil.

6. Petitions / Deputations / Presentations / Submissions

Nil.

7. Applications for Leave of Absence

Nil.

8. Disclosures of Interest

Nil.

9. Confirmation of Minutes of Previous Meetings Held

9.1 Ordinary Council Meeting Minutes – 30 October 2025

Statutory Environment:

Section 5.22 of the *Local Government Act* provides that minutes of all meetings are to be kept and submitted to the next ordinary meeting of the Council or the committee, as the case requires, for confirmation.

Voting Requirements:

Simple Majority

011125 Moved: Cr R Cowan Seconded: Cr A Thompson

Recommendation and Council Decision:

That the Minutes of the Ordinary Meeting of Council held on 30 October 2025 be confirmed as true and correct.

Carried 6/0

For: Cr Little, Cr Price, Cr Cowan, Cr Jennings, Cr Latham, Cr Thompson

Against: Nil

10. Reports of Committees of Council

Nil.

11. Reports from Councillors

Cr Sheryl Little (President)

Wheatbelt Secondary Freight Network meeting
Voluntary Regional Organisations of Councils meeting was cancelled
Australian Local Government Women's Association event
Western Australian Local Government Association new Councillors workshop
Local Emergency Management Committee meeting in Pingelly to discuss Local Emergency Management Arrangements – looking at funding for work at the community centre as it is the Shire's evacuation centre
Community Centre Upgrade Committee Meeting

Cr Alan Price (Deputy President)

CRC Working Group meeting – advised on youth project

Cr Lou Cowan

Community Centre Upgrade Committee Meeting – donations to project and way forward

Cr Gillian Hansen

Nil.

Cr Dennis Jennings

CRC Working Group Meeting

Cr Peter Latham

Western Australian Local Government Association new Councillors workshop

Cr Andrew Thompson

Western Australian Local Government Association new Councillors workshop

12. Chief Executive Officer

12.1 Shire of Wandering Council Meeting Dates 2026

File Reference:	04.041.04115
Location:	N/A
Applicant:	N/A
Author:	Lisa Boddy, Executive Assistant
Authorising Officer	Dr Alistair Pinto, Chief Executive Officer
Date:	12 October 2025
Disclosure of Interest:	Nil
Attachments:	Nil
Previous Reference:	Item 12.5 Ordinary Council Meeting 17 October 2024

Summary:

To advertise council meeting dates for the calendar year 2026.

Background:

It is a requirement of the *Local Government (Administration) Regulations 1996* that Local Governments give local public notice of the dates and times and place of upcoming Council Meetings.

Comment:

Nothing further.

Consultation:

Shire Councillors
Chief Executive Officer

Statutory Environment:

Local Government (Administration) Regulations 1996:

r12. Meetings, public notice of (Act s. 5.25(1)(g))

- (1) At least once each year a local government is to give local public notice of the dates on which and the time and place at which –
- The ordinary council meetings; and
 - The committee meetings that are required under the Act to be open to members of the public or that are proposed to be open to the members of the public, are to be held in the next 12 months.

Policy Implications:

Nil.

Financial Implications:

Nil.

Strategic Implications:

Provide Strong Leadership

Our Goals	Our Strategies
A well informed Community	Foster Opportunities for connectivity between Council and the Community

Sustainability Implications:

- Environmental: There are no known significant environmental considerations.
- Economic: There are no known significant economic considerations.
- Social: There are no known significant social considerations.

Risk Implications:

Nil.

Voting Requirements:

Simple Majority

021125 Moved: Cr A Thompson Seconded: Cr P Latham

Recommendation and Council Decision:

That Council adopts the following meeting dates for 2026 Ordinary Council Meetings:

- 19 February 2026
- 19 March 2026
- 16 April 2026
- 21 May 2026
- 18 June 2026
- 16 July 2026
- 20 August 2026
- 24 September 2026 (change to fourth Thursday)
- 22 October 2026 (changed to fourth Thursday)
- 19 November 2026
- 10 December 2026

Note: Each meeting is held on the third Thursday of the month commencing at 3.30pm unless otherwise advertised. There is no meeting for January. The meeting for December is held on the second Thursday of the month.

Carried by Simple Majority 6/0

For: Cr Little, Cr Price, Cr Cowan, Cr Jennings, Cr Latham, Cr Thompson

Against: Nil

12.2 Shire of Wandering 2025 Christmas Lights Competition

File Reference:	N/A
Location:	N/A
Applicant:	N/A
Author:	Dr. Alistair Pinto, Chief Executive Officer
Authorising Officer	Dr. Alistair Pinto, Chief Executive Officer
Date:	28 October 2025
Disclosure of Interest:	Nil
Attachments:	Competition Guidelines and Advertisement
Previous Reference:	N/A

Summary:

To review the creation of a Shire of Wandering Christmas Lights Competition.

Background:

The Shire of Wandering has previously hosted a Christmas Lights Competition to celebrate the festive season and encourage community participation. However, this initiative has not been held in recent years. There is now an opportunity to revive the competition in 2025 as a way to re-engage the community and promote local pride.

Comment:

Reintroducing the Christmas Lights Competition in 2025 would help foster a strong sense of community spirit and pride across the Shire. It encourages residents to creatively decorate their homes and businesses, contributing to a vibrant and festive atmosphere. The initiative promotes neighbourly interaction, enhances the visual appeal of the town, and provides a joyful experience for families and visitors. A modest prize pool will incentivise participation and help build momentum for future community-led events.

Consultation:

Initial discussions with community members and staff have indicated support for the return of the competition. Further promotion and engagement will be undertaken through local channels to ensure broad awareness and participation.

Statutory Environment:

Nil

Policy Implications:

Nil

Financial Implications:

A budget allocation of \$400 from the Shire is proposed to support the prize pool for the competition.

A total of \$1,200 in gift vouchers form the prize pool. Made up of \$400 in "Bunnings" gift vouchers by sponsor Wandering Smash Repairs and WD Auto Repairs, \$400 in "The Coles Group & Myer" gift vouchers by the Shire of Wandering and a \$100 gift voucher from sponsor Tracey Hutkins, Occupational Hygiene Australia. As well as individual donations from Cr. Lou Cowan \$100, Cr. Gillian Hansen \$100 and Cr. Sheryl Little and Bob Little \$100.

Strategic Implications:

Provide Strong Leadership

Our Goals	Our Strategies
A well-informed community	Foster Opportunities for connectivity between Council and the Community

Sustainability Implications:

- Environmental: There are no known significant environmental considerations
- Economic: There are no known significant economic considerations
- Social: There are no known significant social considerations

Risk Implications:

Risk	Low (3)
Risk Likelihood (based on history and with existing controls)	Rare (1)
Risk Impact / Consequence	Minor (2)
Risk Rating (Prior to Treatment or Control)	Low (3)
Principal Risk Theme	Low (3)
Risk Action Plan (Controls or Treatment Proposed)	Low (3)

Risk Matrix:

Consequence Likelihood		Insignificant	Minor	Moderate	Major	Catastrophic
		1	2	3	4	5
Almost Certain	5	Medium (5)	High (10)	High (15)	Extreme (20)	Extreme (25)
Likely	4	Low (4)	Medium (8)	High (12)	High (16)	Extreme (20)
Possible	3	Low (3)	Medium (6)	Medium (9)	High (12)	High (15)
Unlikely	2	Low (2)	Low (4)	Medium (6)	Medium (8)	High (10)
Rare	1	Low (1)	Low (2)	Low (3)	Low (4)	Medium (5)

A risk is often specified in terms of an event or circumstance and the consequences that may flow from it. An effect may be positive, negative or a deviation from the expected and may be related to the following objectives; occupational health and safety, financial, service interruption, compliance, reputation and environment. A risk matrix has been prepared and a risk rating of three (3) has been determined for this item. Any items with a risk rating over 10 (considered to be high or extreme risk) will be added to the Risk Register.

Voting Requirements:

Absolute Majority

031125 Moved: Cr R Cowan Seconded: Cr A Thompson

Recommendation and Council Decision:

That Council supports the reintroduction of the Christmas Lights Competition in 2025 and authorises the Chief Executive Officer to allocate \$400 towards the prize pool.

Carried by Absolute Majority 6/0

For: Cr Little, Cr Price, Cr Cowan, Cr Jennings, Cr Latham, Cr Thompson

Against: Nil



SHIRE OF WANDERING

2025 Christmas Lights Competition

Guidelines and Conditions of Entry

SHIRE OF WANDERING

22 Watts Street, Wandering WA 6308

Ph: (08) 6828 1800

www.wandering.wa.gov.au



Guidelines

How to Enter

1. Entrants into the Christmas Lights Competition will be deemed as having read the full terms and conditions before entry.
2. The Christmas Lights Competition is run by the Shire of Wandering in partnership with sponsor Wandering Smash Repairs and WD Auto Repairs and is open to all residents within the Council boundaries.
3. The competition will open at 9am on 24 November 2025, and entries must be received by the closing date, 7 December 2025, before 5pm.
4. No entries will be accepted after the closing date.
5. Application forms will be made available online from the Shire of Wandering's website www.wandering.wa.gov.au
6. Any entrant who requires assistance with the online application form can call the Shire of Wandering and speak to one of the Officers.
7. Only one application will be accepted per household.
8. Entry to the Shire of Wandering's Christmas Lights Competition is free.
9. Applications that are not eligible for the Christmas Lights Competition include:
 - (a) Displays belonging to the Judging Panel
 - (b) Sponsors
 - (c) Elected Members
 - (d) Displays which are nominated, but whose owner does not wish to participate in the competition
 - (f) Any applicants not within Shire of Wandering Council postcodes.

Criteria

10. This competition is open to all residents being owners and or occupants of a property within the Shire of Wandering's boundaries.
11. To enter the competition the property must be decorated with festive lights and decorations that are clearly visible from the street front.

SHIRE OF WANDERING

22 Watts Street, Wandering WA 6308
Ph: (08) 6828 1800
www.wandering.wa.gov.au



12. Entrants must not use the footpath, electricity poles, or any other property outside their boundary, for any purpose of their display.

13. To enable professional photography for voting purposes, entrants must have their lights installed by the 7 December 2025.

14. Entrants are required to have their light displays illuminated for viewing by the judging panel and photographer, between 7.30pm and 8.30pm from Monday 8 December – Wednesday 10 December 2025, inclusive.

(a) Properties where the lights are not illuminated during this time, and the photographer is not able to obtain suitable images, will be disqualified from the voting pool.

15. Entrants are responsible for all costs associated with their display.

16. Participants agree to have their property address, name and photographs of their decorated display publicly communicated on the Shire of Wandering's and Sponsor's website and other promotional platforms, generated by the Shire of Wandering and Sponsor.

Safety

17. The misuse of electricity can cause injury or death. Entrants must not use any indoor lighting or products outdoors and must comply with the safety instructions on all electrical products used.

18. Inspections by qualified electricians to check safety of the entrant's display are highly recommended and will be the responsibility and at the expense of each entrant.

19. Entrants need to consider the impact of their display and act accordingly to minimise any risk that can cause harm to traffic or pedestrians.

20. Entrants are not to use the footpath, electricity poles or any property outside of their property boundary for any purpose of their display.

21. The Christmas Lights Competition is designed to encourage community participation and the spirit of giving and sharing. Entrants agree to enter the competition in the spirit in which it was intended and act accordingly.

SHIRE OF WANDERING

22 Watts Street, Wandering WA 6308

Ph: (08) 6828 1800

www.wandering.wa.gov.au



Voting

22. The judging panel comprises of:

- (a) Shire of Wandering, Shire President -Sheryl
- (b) Sponsor, Wandering smash repairs and WD Auto repairs
- (c) Shire of Wandering, CEO Dr. Alistair Pinto
- (d) Shire of Wandering, Councillor - TBC

23. The judging panel will select the winners against the following areas:

- (a) First impression - creativity, design, layout, theme
- (b) Decorations - use of colour, form of creation, variety of repetition, sound
- (c) Sustainable features

24. The judging panel will view the properties from 8–10 December 2025 between 7.30pm and 8.30pm.

25. The judge's decision is final and no correspondence will be entered into.

26. A three-day voting period will open for the People's Choice Award from 8–10 December. When voting opens a list of entries and addresses showing the locations of each Christmas lights display will be available through the Shire website.

Prizes and Announcement of Winner

26. A total of \$1,100 in gift vouchers form part of the prize pool. This is made up of \$400 in "Bunnings" gift vouchers generously donated by our sponsor Wandering Smash Repairs and WD Auto Repairs and \$400 in "The Coles Group & Myer" gift vouchers donated by the Shire of Wandering. As well as three individual donations from Cr. Lou Cowan \$100, Cr. Gillian Hansen \$100 and Cr. Sheryl Little and Bob Little \$100. Thank you to all our generous sponsors.

27. Prize Categories:

- Best Award – Townsite \$300
- Runner-Up Best Award – Townsite \$175
- Best Award – Rural \$300
- Runner-Up Best Award – Rural \$175
- People's Choice Award - \$150

28. The winners will be contacted by the Shire of Wandering CEO on the 11 of December and the winners' names, addresses and photographs of their decorated display publicly communicated on the Shire of Wandering's website and Facebook page.

SHIRE OF WANDERING

22 Watts Street, Wandering WA 6308
Ph: (08) 6828 1800
www.wandering.wa.gov.au



The Shire of Wandering 2025 Christmas Lights Competition
is proudly sponsored by



Our Services



ABRASIVE BLASTING & PAINTING

We provide industrial abrasive blasting and spray painting to the mining, agricultural, commercial and private sectors.



INSURANCE WORK & SMASH REPAIRS

Been in an accident? Then visit us for a vehicle repair quote today.



WINDSCREEN REPLACEMENT

Cracked or chipped your windscreen? We've got you covered with our windscreen fitting service for both private and insurance requirements.



BULL BARS & 4WD ACCESSORIES

We offer a range of 4wd products including bull bars, snorkels, 2 way radios and so much more! Fitting is also available



08 9884 1518



WANDERING, WESTERN AUSTRALIA

WD AUTO
REPAIRS 08 9884 1518

BOOKINGS AVAILABLE

SCAN THE QR CODE OR
CALL US TODAY TO BOOK!


OUR SERVICES

- ✓ Logbook Servicing
- ✓ Tyres & Suspension
- ✓ Oil & Filters
- ✓ Vehicle Maintenance
- ✓ Battery Supply

CONTACT US
08 9884 1518
LOT 6 FERGUSON WAY, WANDERING

MON - THURS
8 AM - 4 PM

The Shire of Wandering



and individual sponsors Cr. Lou Cowan, Cr. Gillian Hansen, Cr. Sheryl Little & Bob Little.



THE SHIRE OF WANDERING

2025

Christmas Lights Competition



Best Christmas Display – Townsite

\$350 gift voucher

Runner-Up Best Christmas Display - Townsite

\$175 gift voucher

Best Christmas Display – Rural

\$350 gift voucher

Runner-Up Best Christmas Display – Rural

\$175 gift voucher

People's Choice Award

\$150 gift voucher

Registrations Open -
24 November - 7 December 5pm 2025
Judging -
8 - 10 December 2025

For a registration form and
guidelines go to the Shire of
Wandering website:
www.wandering.wa.gov.au

Proudly Sponsored By



And our individual community member sponsors: Cr. Lou Cowan, Cr. Gillian Hansen, Cr. Sheryl Little & Bob Little

12.3 Shire of Wandering Policy Manual Review – Policies 2, 3, 51 and 85

File Reference:	11.111.11101
Author:	Lisa Boddy, Executive Assistant
Authorising Officer	Dr Alistair Pinto, Chief Executive Officer
Date:	21 October 2025
Disclosure of Interest:	Nil
Attachments:	Policy 2 – Corporate Credit Card Policy 3 – Equal Opportunity Harassment and Bullying Policy 51 - Crossovers Policy 85 – Continuing Professional Development
Previous Reference:	Item 12.1 Ordinary Council Meeting 30 October 2025

Summary:

To continue with the process of reviewing all Council policies to ensure they are still relevant and correct for the day-to-day workings of the Shire.

Background:

At the Ordinary Council Meeting held on 18 August 2022 Council resolved to adopt Policy 83 – Policy Manual which states that:

All policies within the Policy Manual are to be reviewed by Council every three years, being one third of Council's policies each year in a three-year period. Council may review an individual policy at any time before the next review date if it determines it to be necessary.

There are currently 94 Shire policies. It is proposed that each month policies are reviewed by Council. This will ensure that all policies are reviewed in the stated three-year period.

Comment:

Four policies are to be reviewed this month:

- Policy 2 – Corporate Credit Card
- Policy 3 – Equal Opportunity Harassment and Bullying
- Policy 51 - Crossovers
- Policy 85 – Continuing Professional Development

These were tabled at the October General Planning Forum and no changes and/or updates were deemed necessary to be made to these existing policies.

Consultation:

Chief Executive Officer
Councillors

Statutory Environment:

Local Government Act 1995 S.2.7(2)(b)

Policy Implications:

As reviewed.

Financial Implications:

Nil.

Strategic Implications: Provide Strong Leadership

Our Goals	Our Strategies
A well informed Community	Foster Opportunities for connectivity between Council and the Community
We plan for the future and are strategically focused	Ensure accountable, ethical and best practice governance Service Level Plans detail operational roles, responsibilities and resources.

Sustainability Implications:

- Environmental: There are no known significant environmental considerations.
- Economic: There are no known significant economic considerations.
- Social: There are no known significant social considerations.

Risk Implications:

Not regularly updating the Shire's Policy manual poses a reputable risk with a medium risk rating. In order to maintain transparency and to facilitate appropriate decision making processes, it is imperative that policy statements reflect the current position of Council and work practices at the Shire as well as best practice approaches.

Risk	Medium (6)
Risk Likelihood (based on history and with existing controls)	Possible (3)
Risk Impact / Consequence	Minor (2)
Risk Rating (Prior to Treatment or Control)	Medium (6)
Principal Risk Theme	Medium (6)
Risk Action Plan (Controls or Treatment Proposed)	Medium (6)

Risk Matrix:

Consequence		Insignificant	Minor	Moderate	Major	Catastrophic
Likelihood		1	2	3	4	5
Almost Certain	5	Medium (5)	High (10)	High (15)	Extreme (20)	Extreme (25)
Likely	4	Low (4)	Medium (8)	High (12)	High (16)	Extreme (20)
Possible	3	Low (3)	Medium (6)	Medium (9)	High (12)	High (15)
Unlikely	2	Low (2)	Low (4)	Medium (6)	Medium (8)	High (10)
Rare	1	Low (1)	Low (2)	Low (3)	Low (4)	Medium (5)

A risk is often specified in terms of an event or circumstance and the consequences that may flow from it. An effect may be positive, negative or a deviation from the expected and may be related to the following objectives; occupational health and safety, financial, service interruption, compliance, reputation and environment. A risk matrix has been prepared and a risk rating of six (6) has been determined for this item. Any items with a risk rating over 10 (considered to be high or extreme risk) will be added to the Risk Register to ensure Local Government Act and Regulations compliance.

Voting Requirements:

Absolute Majority

041125 Moved: Cr P Latham Seconded: Cr R Cowan

Recommendation and Council Decision:

That Council adopts the following policies with any amendments made.

- Policy 2 – Corporate Credit Card
- Policy 3 – Equal Opportunity Harassment and Bullying
- Policy 51 - Crossovers
- Policy 85 – Continuing Professional Development

Carried by Absolute Majority 6/0

For: Cr Little, Cr Price, Cr Cowan, Cr Jennings, Cr Latham, Cr Thompson

Against: Nil

POLICY TYPE:	LEGISLATIVE
DATE ADOPTED:	18/07/2019

POLICY NO:	2
DATE LAST REVIEWED:	17/09/2020 16/09/2021 17/11/2022

LEGAL (PARENT):	<i>Local Government Act 1995 LG Financial Management Regulations 1996</i>
------------------------	---

LEGAL (SUBSIDIARY):	
----------------------------	--

DELEGATION OF AUTHORITY APPLICABLE:	
--	--

DELEGATION NO.	
-----------------------	--

ADOPTED POLICY	
TITLE:	Corporate Credit Card Policy
OBJECTIVE:	<p>To:</p> <ul style="list-style-type: none"> • Provide a clear framework to enable the use of corporate credit cards • Provide employees clear and concise guidelines outlining its use • Reduce the risk of fraud and misuse of the corporate credit card. • The application of this policy is to be in conjunction with the Shire of Wandering's Code of Conduct Policy and any legislative requirements of the Local Government Act 1995 that may be enforced.

DEFINITIONS

Cardholder means an employee who has been authorised by the Chief Executive Officer to incur expenditure by means of a corporate credit card.

Credit Card means a card facility approved for use in lieu of cash transactions, to incur expenditure for goods and services for the purposes of the Shire of Wandering business activities only in accordance with relevant Shire policies.

POLICY STATEMENT

The Shire of Wandering recognises the value of corporate credit cards and supports their use, within appropriate controls and limits.

The CEO is authorised to obtain a corporate credit card/s with a maximum monthly credit limit of \$5000. This limit can only be adjusted with the express approval of the Council.

The Chief Executive Officer is the primary cardholder for the Shire and may authorise additional cardholders within the Shire's approved total credit limit.

Individual credit card limits are as approved by Council (in relation to the CEO) or the CEO (in relation to other employees, but within the limits determined by Council).

DETERMINING WHEN CREDIT CARD FACILITIES ARE APPROPRIATE

Credit Card facilities may be implemented and maintained where the card facility provides benefit to the Shire of Wandering operations by ensuring:

- Goods and services can be obtained in a timely and efficient manner to meet the business needs of the Shire;
- Financial management and accounting standards are met; and
- Purchasing and payment functions are secure, efficient and effective.

Credit card facility providers will only be acceptable where, in the opinion of the Chief Executive Officer, they:

- Provide appropriate and sufficient statement, administration and acquittal controls that enable the Shire to sufficiently administer the facility; and

- (b) Provide the Shire with protection and indemnification from fraudulent unauthorised transactions.

MANAGEMENT OVERSIGHT

The Chief Executive Officer shall determine and implement systems and procedures that are adequate to ensure:

- (a) Assessment and selection of credit card facilities suitable to the efficient and effective operations of the Shire;
- (b) Authorisation and appointment of suitably eligible cardholders;
- (c) Cardholder duties and responsibilities are documented; and
- (d) Cardholders provided with training; and
- (e) Monitoring and auditing of credit card activities is planned and reported.

REPORTING

The Chief Executive Officer will ensure that acquitted transaction statements for each credit card facility are provided to Council as part of the monthly financial reporting regime.

MISUSE, MISCONDUCT AND FRAUDULENT USE

- (a) Any alleged misuse of credit cards will be investigated and may be subject to disciplinary procedures.
- (b) Where there is reasonable suspicion of misconduct or fraudulent activity arising from credit card facilities the matter will be reported to the appropriate regulatory agency, subject to the requirements of the Public Sector Management Act 1994 and the Corruption, Crime and Misconduct Act 2003.

PRINCIPLES FOR USAGE – ALLOWABLE TRANSACTIONS

Credit card facilities may only be used where:

- (a) The expenditure is directly arising from a Shire operational business activity for which there is an Annual Budget provision;
- (b) The expenditure is in accordance with legislation, the Shire Purchasing Policy, Code of Conduct and any conditions or limitations applicable to the individual Cardholder.
- (c) The procurement of the required goods or services is impractical or inefficient if undertaken via a purchase order or is not able to be obtained other than by a credit card;
- (d) Supplier surcharges (fees) on transactions are minimised and only allowable where the alternative method of obtaining the supply (i.e. by purchase order) is more onerous, not cost effective or there is no alternative mode of supply.
- (e) Hospitality expenditure may only occur when it is in accordance with any Shire Hospitality Policy or is undertaken with the express permission of the Chief Executive Officer.
- (f) Official travel, accommodation and related expenses may only occur in accordance with Shire policies and procedures;
- (g) A sufficient record of each transaction is obtained and retained in the local government record.

Allowable transaction modes include:

- (a) In-person and over the counter retail purchases;
- (b) Telephone or facsimile purchasing;
- (c) Mail order purchasing and subscriptions;
- (d) Internet purchasing

PROHIBITED TRANSACTIONS

The Shire prohibits the use of credit card facilities for:

- (a) Cash advances;
- (b) Incurring expenses which are personal or private (i.e. any expenditure which is not an approved local government activity);
- (c) Making deposits onto the card, whether to offset misuse or otherwise;
- (d) Incurring capital expenditure;
- (e) Incurring expenditure for goods or services which are subject to a current supplier contract;
- (f) Incurring expenses which are not in accordance with legislation, the Shire's Purchasing Policy, the Annual Budget and / or the conditions or limitations relevant to the individual cardholder;

- (g) Expenses for which another credit card is the approved facility – e.g. a corporate credit card is not to be used for purchasing fuel or oil, as the fuel card is the approved facility for that purpose;
- (h) Splitting expenditure to avoid compliance with the Purchasing Policy or to negate limits or conditions applicable to the Cardholder; and
- (i) Incurring expenses for the primary purpose of obtaining personal advantage through the transaction (i.e. membership or loyalty rewards).

For clarity, council members are prohibited from using Shire credit cards as the Local Government Act 1995 does not provide authority for a council member to incur liabilities on behalf of the local government. The Act limits local governments to only paying council member allowances and reimbursing council member expenses.

CARDHOLDER DUTY OF CARE AND RESPONSIBLE USE OBLIGATIONS

A cardholder is required to:

- (a) Keep the credit card and access information in a safe manner; protected from improper use or loss.
- (b) Only use the credit card for allowable purposes and not for prohibited purposes.
- (c) Obtain, create and retain local government records that evidence transactions.
- (d) Acquit the reconciliation of credit card usage in the required format and within required timeframes. The onus is on the cardholder to provide enough detail for each transaction to avoid any potential perception that a transaction may be of a personal nature.
- (e) Return the credit card to the Shire before termination of employment, inclusive of reconciliation records.
- (f) Reimburse the Shire the full value of any unauthorised, prohibited or insufficiently reconciled expenditure. vii) Comply with all cardholder responsibilities as outlined by the card provider.

Benefits obtained through use of a credit card (i.e. membership or loyalty rewards) are the property of the Shire and may only be used for Shire business purposes. Such benefits must be relinquished by the cardholder to the Shire. Under no circumstances may such benefits be retained as a personal benefit.

TRANSACTION EVIDENCE

An adequate transaction record must include the following minimum information:

- (a) Invoice and / or receipt that includes; the date, company name, address, ABN, amount and any GST amount included;
- (b) Where an invoice and / or receipt cannot be obtained, the cardholder must provide a signed statement, detailing the nature of the expense and enough information to satisfy the requirements above.
- (c) Approval of the expense above is to be referred to the Chief Executive Officer for a decision.
- (d) Where a credit card is used to incur an expense for hospitality, the transaction record must include for the purposes of Fringe Benefits Tax calculations and probity
- (e) The number of persons entertained; ii) the names of any employees in that number; and
- (f) The purpose of providing the entertainment or hospitality

CARD RECONCILIATION PROCEDURES

- (a) Card statement accounts will be issued to the relevant cardholder who will, within 7 days, acquit the transactions on the account.
- (b) Transactions will be supported by a GST invoice stating the type of goods purchased, amount of goods purchased, and the price paid for the goods. The receipt shall meet the requirements of the Goods and Services Tax Act 1999 to enable a GST rebate to be applied.
- (c) Transactions shall be accompanied by a job number for costing purposes.
- (d) Should approval of expenses be refused by the Chief Executive Officer recovery of the expense shall be met by the cardholder.
- (e) The cardholder shall sign and date the card statement with supporting documentation attached stating all expenditure is of a business nature

DISPUTED TRANSACTIONS

The Shire is responsible for paying all accounts on the monthly card statement and the bank processes a direct debit from Council's operating bank account for such.

When a Cardholder believes that charges are incorrect, they should first contact the supplier to determine the causes of the discrepancy and if necessary, the Finance Officer will notify the bank in writing.

Any amounts in dispute must be highlighted on the copy of the Cardholders statement and a copy of the written notification to the bank attached.

CANCELLED CARDS

Cancellation of a Card may be necessary where the:

- (a) cardholder changes job function within the local government;
- (b) cardholder terminates employment with local government;
- (c) the employment of the Cardholder is terminated;
- (d) card is no longer required;
- (e) cardholder has not adhered to set procedures;
- (f) misuse of the Card; or
- (g) CEO determines it is appropriate to do so

REVIEW OF CARD USE

All receipts and documentation will be reviewed and any expenses that do not appear to represent fair and reasonable business expenses shall be referred to the Chief Executive Officer for a decision.

PROCEDURES FOR LOST, STOLEN AND DAMAGED CARDS

The cardholder must formally advise the CEO of the loss or theft without delay.

The loss or theft of a credit card must be reported to the card provider as a matter of priority.

Advice of a damaged card is to be provided to the CEO who will arrange a replacement.

CARDHOLDER AGREEMENT

The Cardholder Agreement is Shown at Attachment 1.

Failure to comply with any of these requirements could result in the card being withdrawn from the employee. In the event of loss or theft through negligence or failure to comply with the Shire of Wandering Card Policy any liability arising may be passed on to the cardholder.

CONSEQUENCES OF NON-COMPLIANCE

Failure to comply with the Delegations, Policy or Executive Instructions may result in disciplinary action up to and including termination of employment.

ASSOCIATED DOCUMENTS

Shire of Wandering Code of Conduct Policy

Shire of Wandering Purchasing & Tender Policy

Shire of Wandering Risk Management Policy

Local Government Act 1995

Goods and Services Tax Act 1999

Use of Corporate Credit Cards (Department of Local Government Guideline No 11)

WA Auditor General's Report 7 - Controls Over Corporate Credit Cards May 2018

ATTACHMENT 1

CORPORATE CREDIT CARDHOLDER AGREEMENT

I (insert cardholder name) acknowledge and accept the conditions listed below which govern the use of the Shire of Wandering Corporate Credit Card:

CONDITIONS OF USE

- Ensure the corporate credit card is maintained in a secure manner and guarded against improper use.
- The corporate credit card is to be used only for Shire of Wandering official activities, there is no approval given for any private use whatsoever.
- All documentation regarding a corporate credit card transaction is to be retained by, or provided to, the cardholder and produced as part of the reconciliation procedure.
- Credit limits may only be exceeded under exceptional circumstances, and with the approval of the Shire President.
- The use of the credit card shall not be tied to any type of reward system that provides cardholders with any personal benefit or reward.
- Observe all cardholder responsibilities as outlined by the card provider.
- Purchases on the corporate credit card are to be made in accordance with Shire of Wandering's Purchasing Policy.
- Monthly reconciliation of credit card purchases is to be completed on the supplied template within seven (7) days of the date of the credit card statement being issued.
- Transactions will be supported by a GST invoice stating the type of goods purchased, amount of goods purchased and the price paid for the goods. The receipt shall meet the requirements of the Goods and Services Tax Act 1999 to enable a GST rebate to be applied.
- Transactions shall be accompanied by a succinct explanation of why the expense was incurred.
- Transactions shall be accompanied by an authorised purchase order.
- Should approval of expenses be denied by the Shire President, recovery of the expense shall be met by the cardholder.
- The cardholder shall sign and date the corporate credit card statement with supporting documentation attached stating 'all expenditure is of a business nature'.
- Lost or stolen cards shall be reported immediately to the card provider and Shire President.
- The corporate credit card is to be returned to the Shire President on or before the employee's termination date with a full acquittal of expenses.

Failure to comply with any of these requirements could result in the card being withdrawn from the employee. In the event of loss or theft through negligence or failure to comply with the Shire of Wandering Corporate Credit Card Policy any liability arising from the use of the card may be passed to the cardholder.

The use of a Shire of Wandering Corporate Credit Card is subject to the provisions of the Code of Conduct of Shire of Wandering. Serious transgression of the above listed responsibilities or the Code of Conduct may result in an appropriate referral under the Corruption and Crime Commission Act 2003 and/or termination of employment.

Name: _____

Position: _____

Signed: _____

Date: _____

POLICY TYPE:	LEGISLATIVE
DATE ADOPTED:	18/07/2019

POLICY NO:	3
DATE LAST REVIEWED:	17/09/2020 16/09/2021 17/11/2022

LEGAL (PARENT):	<i>Local Government Act 1995</i>
------------------------	----------------------------------

LEGAL (SUBSIDIARY):	Equal Opportunity Act 1984 Work Health and Safety Act (2020)
----------------------------	---

DELEGATION OF AUTHORITY APPLICABLE:
--

DELEGATION NO.

ADOPTED POLICY	
TITLE:	Equal Opportunity, Harassment and Bullying
OBJECTIVE:	<ul style="list-style-type: none"> To ensure that all persons employed or engaged by the Shire understand the commitment to equal employment opportunities. To provide guidelines to ensure the principles of equal employment opportunity are adhered to.

POLICY STATEMENT

The Shire of Wandering Council recognises its legal obligations under the *Equal Opportunity Act 1984* (as amended) and will actively promote the principles of equity and diversity in the workplace. This means that the Shire aims to provide a work environment that fosters good working relationships where employees, contractors and volunteers are fairly and equally, and that unlawful discrimination does not take place.

The Shire aims to be respected for its commitment to equal opportunity as an employer and as a service provider to the community by adopting the following practices;

APPOINTMENTS, PROMOTION AND TRAINING

Access to employment, contracts, promotion, and training is to be fair and equitable. Decisions on matters affecting (prospective and current) employees, contractors and volunteers will be made on merit and are based on relevant experience, skills and ability required for the role.

No decisions will be made on the basis of nepotism or patronage.

DIVERSITY

The Shire recognises, values, and respects social, cultural and linguistic diversity. Where it can reasonably be achieved, assistance will be provided to employees and volunteers with special needs in order to assist them in undertaking their roles effectively.

DISCRIMINATION AND HARASSMENT FREE ENVIRONMENT

The Shire promotes an environment where people can work effectively without the fear of unlawful discrimination or harassment. Discrimination is treating one person less favourably than another because of a personal attribute which is covered by equal opportunity laws, and includes gender, marital status, pregnancy, family responsibilities or status, race, religious and/or political conviction, impairment, age, gender history, and sexual orientation.

Discrimination is unlawful. Harassment is also not tolerated. Harassment includes any unwelcome behaviour that offends, humiliates or intimidates a person. Generally, unlawful harassment occurs when someone is subjected to prohibited behaviour under anti-discrimination legislation. Harassment can involve physical conduct, verbal conduct or visual conduct (e.g. in the form of posters, email, or SMS messages).

The Shire aims to provide an enjoyable, challenging, and harmonious work environment. Workplace bullying is one activity that detracts from this environment. It can create a risk to health and safety and will not be tolerated. Workplace Bullying can be defined as unsolicited or unwelcome 'repeated, unreasonable, or inappropriate behaviour directed towards a worker or group of workers, that creates risk to health and safety.

RESPONSIBILITIES

All employees, volunteers and contractors have a shared responsibility to apply and promote the equal opportunity principles.

GRIEVANCES

Grievances in relation to discrimination, harassment, and bullying will be dealt with fairly, quickly and confidentially by the Equal Opportunity Coordinator in accordance with grievance procedures.

The Equal Opportunity Coordinator will receive appropriate training to undertake this role. The Chief Executive Officer is the Equal Opportunity Coordinator for the Shire of Wandering.

REPORTING

Every allegation of discrimination, harassment and bullying made against an employee will be investigated by the Shire of Wandering. If after the investigation it is found that an employee has breached this policy then appropriate disciplinary action will be taken up to and including dismissal. Prior to lodging a complaint an employee may seek the support of an appropriate person to talk through the situation. An appropriate person could be internal to Shire of Wandering such as a Supervisor or external to Shire of Wandering such as the Shire's counselling service through LGIS.

At any stage in the process an employee may choose to make a complaint external to the Shire of Wandering and can lodge a complaint with the Equal Opportunity Commission, Australian Human Rights Commission, WorkSafe and/or the Fair Work Commission.

Complaints regarding Elected Members will be dealt with in accordance with the *Local Government Act 1995* and the *Local Government (Rules of Conduct) Regulations 2007*.

BREACHES

A person will be deemed to be in breach of this Policy when they:

- (a) Display any behaviour or series of behaviours (directly or indirectly) that unfairly or unreasonably offends, humiliates, belittles, undermines, frightens, excludes without justification or embarrasses anyone it is directed at or anyone who sees or overhears it; and
- (b) Exhibits behaviour of a sexual nature which is unwanted and unwelcome, may be regarded as offensive, and or place the victim in a vulnerable position or make them feel that they may be disadvantaged if they object to the advances; and
- (c) Show any form of behaviour or series of behaviours which may constitute any form of discrimination.

This policy does not address -

- (a) Mutually agreed personal relationships / friendships.
- (b) Reasonable and appropriate performance management processes which are intended to manage an employee's poor performance.
- (c) Enforcement of lawful instructions issued by any person authorised.

CONSEQUENCES

Engaging in harassing, discriminating or bullying conduct in the workplace constitutes a breach of this policy, the Code of Conduct and the Act, and may result in disciplinary action up to and including termination being taken against the offending employee or contractor.

Victimisation by an employee or a Council member against a complainant or person supporting the complainant in alleged misconduct of harassment, discrimination or bullying may also result in disciplinary action being taken against that person, including termination of employment.

Breaches which constitute a criminal offence will be reported to the Police.

POLICY TYPE:	
DATE ADOPTED:	16/03/2023

POLICY NO:	85
DATE LAST REVIEWED:	16/11/2023

LEGAL (PARENT):	<i>Local Government Act 1995</i>
------------------------	----------------------------------

LEGAL (SUBSIDIARY):	
----------------------------	--

DELEGATION OF AUTHORITY APPLICABLE:	
--	--

DELEGATION NO.	
-----------------------	--

ADOPTED POLICY	
TITLE:	Continuing Professional Development for Elected Members
OBJECTIVE:	To ensure that Elected Members of the Shire of Wandering meet and comply with the prescribed professional development requirements under the Local Government Act 1995, and to further encourage participation in other conferences and training specifically designed to enhance skills and knowledge relating to roles and responsibilities, as an Elected Member of the Shire of Wandering.

DEFINITIONS

Professional Development is learning to earn or maintain professional credentials such as academic degrees to formal coursework, attending conferences, and informal learning opportunities situated in practice.

POLICY STATEMENT

The Shire of Wandering is required under the *Local Government Act 1995* to adopt and report on compulsory training, and additionally, continuing development for Elected Members.

It is policy that Elected Members of the Shire of Wandering undertake and successfully complete the following prescribed professional development training modules titled "Council Member Essentials" within the period of 12 months from the day the Council member was elected, unless a prescribed exemption applies:

- Understanding Local Government.
- Serving on Council.
- Meeting Procedures.
- Conflicts of Interest; and
- Understanding Financial Reports and Budgets.

All units and associated costs will be paid for by the Shire and completed within the 12 months following election. If a councillor cancels any scheduled training, the applicable cancellation fees payable by the Shire will be charged back to the councillor and invoiced accordingly.

Additionally, the Shire will publish, on the Shire's website, training undertaken by all Elected Members within one month after the end of the financial year pursuant to the *Local Government Act 1995*.

It is Council's preference that the training is undertaken via the eLearning method which is the more cost-efficient form of delivery. It is acknowledged however that there may be Elected Members who prefer to receive training face-to-face and/or opportunities to attend training which is being delivered in the region or in the Perth metropolitan area.

No training or reimbursement of expenses will be approved where a Councillor:

- During the three months immediately prior to the end of the Council Members term.
- After a Council Member has delivered their resignation.
- While a Council Member is suspended

ONGOING PROFESSIONAL DEVELOPMENT

The professional development of Elected Members is an important activity of the Shire to ensure that its decision-making is of the highest standard and is the product of informed and ethical debate by well trained and committed Elected Members acting in the best interest of the community. Elected Members are encouraged

to nominate to attend other conferences or training opportunities to enhance and broaden their knowledge of local government issues to support the community.

ELIGIBLE FORMAL TRAINING EVENTS

The formal training events to which this policy applies is limited to those conducted by, or organised by any of the following organisations or individuals:

- The West Australian Local Government Association (WALGA)
- Local Government Professionals WA
- Accredited training organisations offering training which directly related to the role and responsibilities of Elected Members
- Information sessions organised by the Department of Local Government, Sport and Cultural Industries
- Seminars, training and/or information sessions provided by individuals with a demonstrably strong knowledge of local government in Western Australia.

The following are examples of other conferences or training opportunities as described above:

- National General Assembly of Local Government
- WA Local Government Convention
- Special "one off" conferences sponsored by WALGA or the Department of Local Government, Sport and Cultural Industries on important local government issues
- Annual conferences of major professions of local government
- The Annual Road Congress
- Conferences which advance the development of Elected Members in their role as Councillors
- Conferences of organisations on which an Elected Member has been elected or appointed as a delegate.

PROCEDURES

Approval of Professional Development Considerations for approval of the training or professional development activity include:

- The costs of attendance including registration, travel and accommodation, if required.
- The Budget provisions allowed and the uncommitted or unspent funds remaining;
- Any justification provided by the applicant when the training is submitted for approval.
- The benefits to the Shire of the person attending.
- Identified skills gaps of elected members both individually and as a collective.
- Alignment to the Shire's Strategic Objectives; and
- The number of Shire representatives already approved to attend.

Consideration of attendance at training or professional development courses, other than the online Council Member Essentials, which are deemed to be approved, are to be assessed as follows:

- Events for the Shire President must be approved by the Deputy Shire President, in conjunction with the CEO
- Events for Councillors must be approved by either the Council or the Shire President, in conjunction with the CEO.

Travel Arrangements

All booking arrangements for other conferences and training for Elected Members are coordinated through the Chief Executive Officer.

Elected Members should note that the *Local Government Act 1995* precludes an Elected Member to pre-spend Shire funds.

The proposed duration of another conference or training attendance together with travel time and planned supplementary pre or post conference activities relevant to the Shire of Wandering will be notified to Council or the Chief Executive Officer for confirmation and/or amendment prior to the delegate's departure for the other conference or training.

EXPENSES

Expenses relating to other conferences and training as approved, will be paid direct by the Shire and when not available then expenses can be recouped with receipts. Expenses may include the following items:

Air fare.

- ❖ Travel insurance.
- ❖ Conference registration.
- ❖ Copy of conference proceedings.
- ❖ Room accommodation.
- ❖ Reasonable phone utilisation.
- ❖ Reasonable laundry expenses; and
- ❖ Meals in the hotel where registered if these are not provided during the course of the conference.

Incidental expenses include:

- ❖ Travel to and from the conference venue; and
- ❖ Travel to and from all airport destinations.

REPORTING AND PUBLISHING

All Elected Members attending any other conference or training are expected to report to Council on the benefits achieved by attending and should make the conference papers available to other Councillors.

A record of conferences or other training attended by Elected Members will be maintained by the Chief Executive Officer. The Chief Executive Officer is to prepare a report each financial year on prescribed professional development training completed by Elected Members in the financial year.

This report is to be published on the Shire official website within one month after the end of the financial year to which the report relates.

APPLICATIONS

This policy applies to Elected Members of the Shire of Wandering.

POLICY TYPE:	COMMUNITY
DATE ADOPTED:	18/07/2019

POLICY NO:	51
	17/09/2020
	15/10/2020
DATE LAST REVIEWED:	16/09/2021
	15/09/2022

LEGAL (PARENT):	<i>Local Government Act 1995</i>
------------------------	----------------------------------

LEGAL (SUBSIDIARY):

DELEGATION OF AUTHORITY APPLICABLE:
--

DELEGATION No.

ADOPTED POLICY	
TITLE:	Crossovers
OBJECTIVE:	<ul style="list-style-type: none"> To ensure consistency for landholders when looking to provide access to their property from a Shire road

DEFINITIONS

A "crossover" is the part of a driveway between the property boundary and the edge of the road carriageway.

POLICY STATEMENT

The Shire of Wandering will cover up to 50% of the cost, of a standard crossover, of standard dimensions to following specifications; anything outside these dimensions/standards will need to be approved by Council.

- Residential – 3.0m
- Rural Residential – 4.0m
- Rural – 6.0m

GENERAL CONDITIONS

1. Only one crossover subsidy will be paid to each separate rate assessment. This will not be paid for Subdivisions. Any additional crossovers required by the landholder shall be at their cost.
2. Council will provide a subsidy only on roads under Council control.
3. Applications shall be made in writing by the landowner to Council before any crossover is constructed, and Council shall respond, either disallowing or approving the crossover, and setting conditions if appropriate. This applies to any crossover, whether a Council contribution is sought or not.
4. Council approval to any application shall have a two year limit, following which the landowner must reapply if the crossover is not constructed within two years from approval.
5. Upon completion, the landowner shall provide a copy of the invoice if they have requested a Council contribution. No contribution will be paid if the landowner has not put in an application and received Council approval prior to the crossover being constructed.
6. Prior to commencing any work, Council's Manager of Works will inspect the site and provide written approval or requirement for alterations to the location. The approval will specify the size of pipe, if required.
7. Works are to be carried to the set specification. Maximum and minimum dimensions of access apply.
8. Payment of the subsidy will not be made until the work is complete and has been inspected and is authorised by the Manager of Works.
9. Work in excess of that specified is fully at the landowners' cost and will not be subsidised by Council.
10. All culvert pipes to be class 4 reinforced concrete pipe.
11. Culvert pipes to be offset from the drain to allow adequate cover over the pipe.
12. No access to be located within 6.0 metres of a side road boundary.
13. Any ongoing maintenance will be the landowner's responsibility.
14. If the Shire damages a constructed crossover, it shall replace the damaged crossover with like for like construction at no cost to the landholder.

12.4 Long Term Financial Plan 2025 - 2036

File Reference:	04.041.04117
Location:	N/A
Applicant:	N/A
Author:	Lisa Boddy, Executive Assistant
Authorising Officer	Dr Alistair Pinto, Chief Executive Officer
Date:	13 November 2025
Disclosure of Interest:	Nil
Attachments:	Long Term Financial Plan Document
Previous Reference:	Item 10.2 Ordinary Council Meeting 20 May 2021

Summary:

To approve the Shires revised Long-Term Financial Plan 2025 – 2036.

Background:

The Shire's Long Term Financial Plan (LTFP) was adopted in 2021. A review of the document was initiated in late 2024 and completed in early 2025. However, this updated document was never reviewed, finalised or adopted by Council.

Comment:

This document was updated earlier this year using the most relevant information available at that time, however, it does not incorporate financial data from Council's adoption of the 2025–2026 budget.

Despite this limitation, the document represents a substantial improvement over the previous LTFP. It addresses compliance requirements and serves as a critical step toward delivering a fully updated plan to guide Council's decisions on programs and projects that impact the Shire's financial sustainability and strategic direction.

Upon adoption, the LTFP will inform Council's review of the Shire's Corporate Business Plan. A comprehensive update of the LTFP is planned to follow the adoption of the 2026–27 budget, further strengthening the Shire's strategic financial planning for the next decade.

Consultation:

Shire Councillors
CEO
LG Best Practices

Statutory Environment:

All local governments are currently required to produce a plan for the future under *S5.56 (1) of the Local Government Act 1995 (the Act)*. Regulations briefly outline the minimum requirements to achieve this.

The framework provided by the Dept Local Government is intended to meet the intentions of changes to the Act and guide local governments to a successful integrated strategic planning process. At its most simple, this will deliver the following outcomes:

- A long-term strategic plan that clearly links the community's aspirations with the Council's vision and long-term strategy.
- A clearly stated vision for the future viability of the local government area.

The Framework does not intend to require a single methodology to be applied by local governments. The Framework is supported by Integrated Planning and Reporting Guidelines.

Policy Implications:

Policy 15 – Integrated Planning

To ensure the Shire recognises that for sustainability, good governance and the provision of effective services and facilities for the community, an integrated approach is needed to all planning and resourcing activities. The objective of this policy is to provide guidance and mandate activities to ensure compliance with the Integrated Planning Regulations of the *Local Government Act 1995*.

Financial Implications:

Nil.

Strategic Implications:

Provide Strong Leadership

Our Goals	Our Strategies	Our Measurement
We plan for the future and are strategically focused	<p>Ensure accountable, ethical and best practice governance</p> <p>Develop and maintain our Strategic Plan, Corporate Business Plan, Asset Management Plan, Workforce Plan and Long-Term Financial Plan</p> <p>Service Level Plans detail operational roles, responsibilities and resources</p> <p>Engage with local, regional, state and federal stakeholders to grow mutually beneficial relationships</p>	<p>Audit and Compliance Returns identify no adverse issues</p> <p>We meet the Integrated Planning Standards</p>

Sustainability Implications:

- Environmental: There are no known significant environmental considerations.
- Economic: There are no known significant economic considerations.
- Social: There are no known significant social considerations.

Risk Implications:

Risk	Medium (9)
Risk Likelihood (based on history and with existing controls)	Possible (3)
Risk Impact / Consequence	Moderate (3)
Risk Rating (Prior to Treatment or Control)	Medium (9)
Principal Risk Theme	Medium (9)
Risk Action Plan (Controls or Treatment Proposed)	Medium (9)

Risk Matrix:

Consequence		Insignificant	Minor	Moderate	Major	Catastrophic
Likelihood		1	2	3	4	5
Almost Certain	5	Medium (5)	High (10)	High (15)	Extreme (20)	Extreme (25)
Likely	4	Low (4)	Medium (8)	High (12)	High (16)	Extreme (20)
Possible	3	Low (3)	Medium (6)	Medium (9)	High (12)	High (15)
Unlikely	2	Low (2)	Low (4)	Medium (6)	Medium (8)	High (10)
Rare	1	Low (1)	Low (2)	Low (3)	Low (4)	Medium (5)

A risk is often specified in terms of an event or circumstance and the consequences that may flow from it. An effect may be positive, negative or a deviation from the expected and may be related to the following objectives; occupational health and safety, financial, service interruption, compliance, reputation and environment. A risk matrix has been prepared and a risk rating of nine (9) has been determined for this item. Any items with a risk rating over 10 (considered to be high or extreme risk) will be added to the Risk Register.

Voting Requirements:

Absolute Majority

051125 Moved: Cr R Cowan Seconded: Cr A Thompson

Recommendation and Council Decision:

That Council adopts the updated Long Term Financial Plan 2025 – 2036 as attached.

Carried by Absolute Majority 6/0

For: Cr Little, Cr Price, Cr Cowan, Cr Jennings, Cr Latham, Cr Thompson

Against: Nil

Shire of Wandering Long Term Financial P

Community Profile in Brief

Integrated Planning

Risk Management and Key Assumptions

Financial Activity Statement

Financial Sustainability

Loans

Reserve Funds

Asset Information

Assets

Infrastructure

Financial Plan vs Asset Plan/s

Current Service Delivery (Net Impact)

Key Initiatives

Land

Buildings

Furniture and Equipment

Plant and Equipment

Roads

Bridges

Drainage

Footpaths

Recreation

Other Infrastructure

Other Initiatives

We are very pleased to present to the community the Shire of Wandering Long-Term Financial Plan for the period 2024-2025 to 2035-2036.

This Plan details the services and initiatives the Council proposes to deliver over the next twelve years as a means of ensuring the Shire's financial sustainability. Information contained in other informing strategies, including the Asset Management Plan and Workforce Plan, has informed this Plan, which will be the basis for the preparation of the Shire's Annual Budgets.

The Shire is planning for a positive and stable future, and seeks to improve service levels into the future while ensuring a healthy financial position.

Long-term maintenance and renewal of the Shire's infrastructure remains a significant challenge and requires external funding to ensure the economic and social benefits of the Shire's infrastructure are not impacted. This Plan is a dynamic tool which analyses financial trends over a twelve year period on a range of assumptions and provides Council with this information to assess resourcing requirements to achieve strategic objectives and to assist to ensure future financial sustainability.

To assist in understanding the presented information, there is a high level of accuracy and detail in the initial years of the Plan, which are underpinned by a number of assumptions. Later years of the Plan are shown as an overview with reasonable estimates and assumptions.

Broad reviews of this Plan are undertaken regularly with a full

review occurring at least every four years. The Plan will be reviewed each time the Strategic Co-ordination Plan is reviewed so the two documents may be updated together. As Annual Budgets are developed the Plan will be updated with variances as relevant information at

Broadly, Council aims to -

- Ensure the provision of community services is one of the key priorities and major objectives
- Ensure road maintenance and renewal is a high priority due to the strategic economic importance of the network provides for the District.
- Ensure adequate external funding is available to renew and upgrade the road network
- Ensure rate increases occur only when necessary to ensure long-term financial stability of the Shire. Where possible, increase the level of service charges where appropriate

Council welcomes comment regarding the Plan and invites members of our community to contact Council Members or Shire Staff if they have any comments.

Please Note:

The document was updated in early 2024 for the FY 2025-2026 budget and hereafter.

Sheryl Little
Shire President

and an
dent
2021
nsity
per
tre.

when they found their straying wagon team horses grazing in the lush grass around a fresh water spring, known to this day as "Horse Well".

The year was 1859, and the earliest property "Grassdale" (located on the south eastern approach to the Wandering townsite) was selected in 1861.
The village was called Wandering to recall the first sighting of the wandering stock.

Today, Wandering is a predominantly agriculturally based, with activities including -

- Cereal crops (oats, wheat, barley),
- Pulse crops (lupins, chickpeas, fava beans),
- Oil seed (canola),
- Sheep (wool and meat),
- Cattle (meat),

The Shire of Wandering has an area of 1,955 square kilometres, of which approximately 900 square kilometres is State Forest.

The Wandering townsite is small and provides basic goods and services to town residents and the rural land users surrounding the town.

The population of the District has increased over recent years and is expected to moderately increase into the future.

At the 2011 Census the population was recorded as 437, and at the 2021 Census the population is now 535.



The Strategic Community Plan covers the future years and sets out the Community vision, aspirations, and values.

The Strategic Community Plan translates community aspirations for the future into goals, projects, and programs for the Council and community to jointly deliver. It enables the organisation to plan, manage, and deliver services which will enhance the community.

Supporting the Strategic Community Plan are several informing documents including, although not limited to -

- Corporate Business Plan,
- Long-Term Financial Plan,
- Asset Management Plan/s,
- Workforce Plan, and
- Other Topic Specific Strategies.

Corporate Business Plan
The Corporate Business Plan contains details of the action and resources (human and financial) to achieve outcomes. It is a "rolling plan" continually being revised as new information becomes available.

The financial capacity to undertake these tasks is evidenced in the Long-Term Financial Plan. The Long-Term Financial Plan provides an assurance (if relevant assumptions and risks are managed) the actions contained in the Corporate Business Plan can be adequately financed and resourced over the period of review.

Workforce Plan
A Workforce Plan has been developed and sets out the level of human resources required to achieve the actions contained in the Corporate Business Plan, along with the requisite skills, training

The financial impact of the current and future levels of human resources has been incorporated into this Long-Term Financial Plan.

Asset Management Plan/s
The Shire's Asset Management Planning has identified all Council assets and the relative condition of each of those assets.
In addition to setting service standards for the Council assets, Asset Management Planning details the financial resources required for the maintenance and renewal of assets into the future.

The financial implications of maintaining existing assets, and the ongoing financial impost of new assets, is included in this Long-Term Financial Plan.

The financial capacity for the Council to meet asset management obligations is significant and forms one of the components in measuring a Council's performance.

Long-Term Financial Plan
The Long-Term Financial Plan plays a crucial role in the financial management of Council. Its primary purpose is to provide a strategic framework for managing financial resources over an extended period of at least ten years. The key aspects of its purpose are -

Financial Sustainability
By forecasting revenues, expenditures, and capital projects over the long term, it helps Council to identify potential financial challenges and develop strategies to address them proactively.

Infrastructure Planning
Councils need to plan for the

assessing the requirements and prioritising the available resources.

Risk Management
The Plan as managing the impact Council long term. Co potential imp demographic, their finance mitigation me

Resource Allocation
The Plan guides decisions by allocating financial resources to different projects. It helps competing resources are effectively to

Transparency
By documenting projections, the Plan provides accountability making. It provides an opportunity for financial priorities.

Overall, the Plan serves as a Council's financial decision-making tool to achieve financial manage risk: needs, allocate transparency

reliant on approvals and funding from various government agencies. Delays in getting approvals and changes in infrastructure to funding models can impact the timing of projects it to delivery.

An example of particular note includes the road infrastructure in the District. Council is heavily reliant on external funding for road renewal. If funding is reduced, not made available, or not increased in line with inflationary pressures, then the timing of works will require review and the works themselves may require modification.

Road infrastructure works are also impacted by environmental approvals regarding vegetation clearing which can be delayed if flora of significance is identified.

Interest Rates

Interest rates on borrowings and on investments are predicted to remain relatively constant over the life of the Long-Term Financial Plan.

Given the requirement for Council to review the Plan on a regular basis, any adverse trends which may become evident can be mitigated through early intervention.

The quantum of exposure to risk through interest rate movements is considered relatively low.

Human Resources

Council is reliant on skilled human and resources to deliver services and facilities.

The proximity to other larger local governments with a capacity to pay greater salaries means Council must maintain a positive working environment to ensure it is an attractive employment option.

Key Assumptions

The Long-Term Financial Plan is compiled based on a series of assumptions considered during the planning process and applied in a consistent and considered manner.

The impact of the assumptions applied to issues identified as carrying a higher risk have been considered and, where applicable, a risk-adverse approach has been taken.

District Growth

It is assumed population growth and area development will increase in a slow and controlled manner or, at the very least, remain constant at existing levels.

Key Financial Assumptions

The following key financial assumptions have been made in the preparation of the Long-Term Financial

Area of Assumption	Average Annual Movement	
	Yrs 1-4	Yrs 5-8
<u>Revenue</u>		
Rates	7.5%	6.4%
Operating Funding	3.0%	3.0%
Fees and Charges	3.0%	3.0%
Interest Earnings	3.0%	3.0%
<u>Expense</u>		
Employee Costs	3.0%	3.0%
Materials and Contracts	3.0%	3.0%
Utility Charges	3.0%	3.0%
Insurance	3.0%	3.0%
Capital Works	3.0%	3.0%

contract will expire before the conclusion of this Plan and, as such, any change in leadership may change the direction of the Plan.

Council Decision Making

The Long-Term Financial Plan spans a timeframe greater than the length of tenure of the current Council.

As with the situation of the Chief Executive Officer, any change in leadership at a Council level may change the direction of the Plan with any planning and preliminary works already undertaken possibly nullified by any direction changes.

Financial Plan.

Service Levels
Existing service levels will be maintained with a view to gradual improvement over the life of the Plan.

Staffing Levels

Net staffing levels will remain unchanged other than to accommodate any increases in population and development in the District.

Cash-Backed Reserves

Cash-backed reserves will continue for the current inventory of reserves with no new reserves to be implemented.

Loans and Borrowings

No new loans or borrowings are proposed as part of this Long-Term

Service Levels

General Inflation
The Australian annual inflation rate is 3%. Although significantly higher than in previous years, it is as low as the Reserve Bank's target of 2-3% in this Plan.

Asset Manage

Council will
current suite c
in assets proj

place where

clearly demon

man/s identify Council and management

ment and
gh value in
pricing can
: on the
ed asset
ent and may
or quantity

	2023 Budget	2023 Forecast	2024 Forecast	2025 Forecast	2026 Forecast	2027 Forecast	2028 Forecast	2029 Forecast	2030 Forecast	2031 Forecast	2032 Forecast	2033 Forecast	2034 Forecast	2035 Forecast	2036 Forecast	2037 Forecast
	\$	\$	\$	\$	\$	\$	\$	\$	\$	\$	\$	\$	\$	\$	\$	\$
Activities																
Contributions	1,538,572	1,685,000	1,828,400	2,153,700	2,304,700	2,466,200	2,639,000	2,824,200	3,022,400							
	470,600	1,021,200	1,052,000	1,116,000	1,149,500	1,184,100	1,219,600	1,256,000	1,293,900							
	777,796	856,400	881,700	935,200	963,600	992,000	1,022,800	1,053,300	1,084,600							
	34,000	21,200	27,500	40,800	48,800	66,900	83,100	97,300	105,100							
	524,298	397,100	409,000	434,000	446,900	460,300	474,300	488,500	503,200							
	63,072	-	-	-	-	-	-	-	-							
Operating Activities	3,408,338	3,980,900	4,198,600	4,679,700	4,913,500	5,169,500	5,438,800	5,719,300	6,009,200							
Activities																
	(1,335,562)	(1,376,949)	(1,409,409)	(1,577,990)	(1,627,527)	(1,674,245)	(1,723,448)	(1,775,785)	(1,828,819)							
	(1,212,653)	(1,600,950)	(1,629,500)	(1,735,600)	(1,815,150)	(1,880,600)	(1,960,600)	(2,018,300)	(2,106,050)							
	(41,200)	(46,325)	(53,100)	(66,500)	(73,375)	(82,050)	(90,050)	(97,700)	(105,975)							
	(1,389,860)	(1,475,066)	(1,563,918)	(1,791,878)	(1,887,308)	(1,971,876)	(2,076,012)	(2,220,164)	(2,333,466)							
	(12,693)	(25,491)	(21,158)	(37,266)	(33,299)	(29,147)	(24,905)	(20,370)	(15,789)							
	(104,214)	(110,625)	(119,600)	(138,000)	(147,175)	(158,650)	(168,350)	(178,700)	(188,975)							
	(48,659)	(46,200)	(47,700)	(50,500)	(52,100)	(53,600)	(55,300)	(57,000)	(58,700)							
	(7)	-	-	-	-	-	-	-	-							
Operating Activities	(4,144,848)	(4,681,606)	(4,844,385)	(5,397,734)	(5,635,934)	(5,850,168)	(6,098,665)	(6,368,019)	(6,637,774)							
Included from Operating Activities																
	1,389,860	1,475,066	1,563,918	1,791,878	1,887,308	1,971,876	2,076,012	2,220,164	2,333,466							
Associated with restricted cash	119	5,600	5,800	6,100	6,300	6,500	6,700	6,900	7,100							
	7	-	-	-	-	-	-	-	-							
	(63,070)	-	-	-	-	-	-	-	-							
Included from Operating Activities	1,326,916	1,480,666	1,569,718	1,797,978	1,893,608	1,978,376	2,082,712	2,227,064	2,340,566							
Operating Activities	590,406	779,960	923,933	1,079,944	1,171,174	1,297,708	1,422,847	1,578,345	1,711,992							
Activities																
Contributions	1,933,480	2,632,551	2,005,881	2,335,454	2,797,160	2,924,682	2,911,196	3,244,923	3,093,294							
Net	365,700	408,500	499,700	464,100	443,500	235,200	392,300	399,700	429,900							

	2025	2026	2027	2028	2029	2030	2031	2032	2033	2034
Budget	Forecast	Forecast	Forecast	Forecast	Forecast	Forecast	Forecast	Forecast	Forecast	Forecast
\$	\$	\$	\$	\$	\$	\$	\$	\$	\$	\$
Activities										
and Equipment	(1,576,610)	(994,200)	(799,100)	(1,410,500)	(910,500)	(618,600)	(416,400)	(760,300)	(1,093,600)	(853,800)
	(1,978,888)	(2,643,800)	(2,359,600)	(2,982,900)	(2,739,600)	(3,240,000)	(3,388,400)	(3,386,800)	(3,758,100)	(3,573,600)
g Activities	(3,555,498)	(3,638,000)	(3,158,700)	(4,393,400)	(3,650,100)	(3,858,600)	(3,804,800)	(4,147,100)	(4,851,700)	(4,427,400)
ing Activities	(1,256,318)	(596,949)	(653,119)	(1,057,477)	(850,546)	(617,940)	(644,918)	(843,604)	(1,207,077)	(904,206)
ities										
	350,000	-	-	150,000	-	-	-	-	-	-
	722,500	347,000	370,500	557,500	523,500	245,500	175,600	308,100	582,100	357,600
Activities	1,072,500	347,000	370,500	707,500	523,500	245,500	175,600	308,100	582,100	357,600
ivities										
	(4,571)	(35,643)	(37,274)	(38,981)	(60,566)	(63,433)	(66,486)	(69,627)	(72,863)	(66,924)
	(41,456)	(48,100)	(50,800)	(53,600)	(13,900)	-	-	-	-	-
	(448,700)	(446,268)	(553,240)	(601,850)	(678,432)	(735,301)	(761,904)	(817,716)	(880,505)	(1,098,462)
ng Activities	(494,727)	(530,011)	(641,314)	(694,431)	(752,898)	(798,734)	(828,390)	(887,343)	(953,368)	(1,165,386)
ing Activities	577,773	(183,011)	(270,814)	13,069	(229,398)	(553,234)	(652,790)	(579,243)	(371,268)	(807,786)
ficit)										
t of the Financial Year	88,138	(0)	(0)	(0)	0	0	(0)	0	(0)	(0)
rating Activities	590,406	779,960	923,933	1,044,409	1,079,944	1,171,174	1,297,708	1,422,847	1,578,345	1,711,992
asting Activities	(1,256,318)	(596,949)	(653,119)	(1,057,477)	(850,546)	(617,940)	(644,918)	(843,604)	(1,207,077)	(904,206)
ncing Activities	577,773	(183,011)	(270,814)	13,069	(229,398)	(553,234)	(652,790)	(579,243)	(371,268)	(807,786)
d of the Financial Year	(0)	(0)	(0)	0	0	(0)	0	(0)	(0)	(0)

Finance Indicators have been prescribed in the Local Government (Financial Management) Regulations
sustainability of local governments. Accounting for the financial assumptions previously outlined,
against these Indicators. The results for the prescribed ratios, and the preferred targets, are shown

government's liquidity and its ability to meet its short term financial obligations out of unrestricted

	2025	2026	2027	2028	2029	2030	2031	2032	2033	2034
Budget	\$	Forecast	Forecast	Forecast	Forecast	Forecast	Forecast	Forecast	Forecast	Forecast
		\$	\$	\$	\$	\$	\$	\$	\$	\$
	680,000	1,053,000	1,586,000	1,855,000	2,334,000	3,450,000	4,464,000	5,332,000	5,799,000	7,107,000
	358,000	554,668	834,808	976,558	1,228,890	1,816,091	2,349,795	2,806,811	3,052,616	3,740,878
	322,000	498,332	751,192	878,442	1,105,110	1,633,909	2,114,205	2,525,189	2,746,384	3,366,122
	204,000	315,900	475,800	556,500	700,200	1,035,000	1,339,200	1,599,600	1,739,700	2,132,100
with Restricted Assets	-	-	-	-	-	-	-	-	-	-
	204,000	315,900	475,800	556,500	700,200	1,035,000	1,339,200	1,599,600	1,739,700	2,132,100
than or equal to 100%	158%	158%	158%	158%	158%	158%	158%	158%	158%	158%

ent to which revenues raised cover operational expenses only or are available for capital funding

	2025	2026	2027	2028	2029	2030	2031	2032	2033	2034
Budget	\$	Forecast	Forecast	Forecast	Forecast	Forecast	Forecast	Forecast	Forecast	Forecast
		\$	\$	\$	\$	\$	\$	\$	\$	\$
	590,406	779,960	923,933	1,044,409	1,079,944	1,171,174	1,297,708	1,422,847	1,578,345	1,711,992
	2,937,738	2,959,700	3,146,600	3,350,200	3,563,700	3,764,000	3,985,400	4,219,200	4,463,300	4,715,300
than or equal to 1%	20%	26%	29%	31%	30%	31%	33%	34%	35%	36%

government's ability to cover its costs through its own revenue efforts.

	2025	2026	2027	2028	2029	2030	2031	2032	2033	2034
Budget	Forecast	Forecast	Forecast	Forecast	Forecast	Forecast	Forecast	Forecast	Forecast	Forecast
\$	\$	\$	\$	\$	\$	\$	\$	\$	\$	\$
2,937,738	2,959,700	3,146,600	3,350,200	3,563,700	3,764,000	3,985,400	4,219,200	4,463,300	4,715,300	
4,144,848	4,681,606	4,844,385	5,078,377	5,397,734	5,635,934	5,850,168	6,098,665	6,368,019	6,637,774	
	71%	63%	65%	66%	66%	67%	68%	69%	70%	71%

than or equal to 40%

government's ability to produce enough cash to cover its debt payments.

	2025	2026	2027	2028	2029	2030	2031	2032	2033	2034
Budget	Forecast	Forecast	Forecast	Forecast	Forecast	Forecast	Forecast	Forecast	Forecast	Forecast
\$	\$	\$	\$	\$	\$	\$	\$	\$	\$	\$
590,406	779,960	923,933	1,044,409	1,079,944	1,171,174	1,297,708	1,422,847	1,578,345	1,711,992	
1,402,553	1,500,557	1,585,076	1,699,937	1,829,144	1,920,607	2,001,023	2,100,917	2,240,534	2,349,255	
1,992,959	2,280,517	2,509,009	2,744,346	2,909,088	3,091,781	3,298,731	3,523,764	3,818,879	4,061,247	
58,719	109,234	109,232	109,232	111,732	96,732	95,633	94,532	93,233	82,713	
	3,394%	2,088%	2,297%	2,512%	2,604%	3,196%	3,449%	3,728%	4,096%	4,910%

than or equal to 200%

	2025	2026	2027	2028	2029	2030	2031	2032	2033	2034
Budget	Forecast	Forecast	Forecast	Forecast	Forecast	Forecast	Forecast	Forecast	Forecast	Forecast
\$	\$	\$	\$	\$	\$	\$	\$	\$	\$	\$
2,539,115	2,822,900	2,498,900	3,173,700	3,200,500	3,096,100	2,863,100	3,227,000	3,863,400	3,006,700	
1,389,860	1,475,066	1,563,918	1,683,286	1,791,878	1,887,308	1,971,876	2,076,012	2,220,164	2,333,466	
183%	191%	160%	189%	179%	164%	145%	155%	174%	129%	

●

in condition of a local government's physical assets.

	2025	2026	2027	2028	2029	2030	2031	2032	2033	2034
Budget	Forecast	Forecast	Forecast	Forecast	Forecast	Forecast	Forecast	Forecast	Forecast	Forecast
\$	\$	\$	\$	\$	\$	\$	\$	\$	\$	\$
97,272,094	99,197,814	100,464,182	102,578,582	104,143,990	105,843,068	107,462,078	109,162,152	111,415,274	113,100,594	
141,074,488	144,453,988	147,262,988	151,039,388	154,375,388	157,940,488	161,510,088	165,264,888	169,716,888	173,714,388	
69%	69%	68%	68%	67%	67%	67%	66%	66%	65%	

●

government has the financial capacity to fund asset renewal at continued existing service levels (10-

	2025	2026	2027
Budget	Forecast	Forecast	Forecast
\$	\$	\$	\$
23,121,493	24,174,768	24,529,794	
11,499,747	12,163,026	12,746,857	
201%	199%	192%	

95% and 110%

	2025	2026	2027	2028	2029	2030	2031	2032	2033	2034
Outstanding	Budget	Forecast	Forecast	Forecast	Forecast	Forecast	Forecast	Forecast	Forecast	Forecast
\$	\$	\$	\$	\$	\$	\$	\$	\$	\$	\$

velopment

	6,335	6,625	6,927	7,244	7,575	7,921	8,284	8,662	9,058	-
71,000	64,665	58,040	51,113	43,869	36,294	28,373	20,089	11,427	2,369	2,369
	3,085	2,796	2,493	2,176	1,845	1,499	1,137	758	362	-

id Development

	14,029	29,018	30,347	31,737	33,191	34,712	36,302	37,965	39,705	41,524
350,000	335,971	306,953	276,606	244,869	211,678	176,966	140,664	102,699	62,994	21,470
	7,993	14,895	13,565	12,175	10,721	9,200	7,610	5,947	4,208	2,389

250,000

	-	-	-	19,800	20,800	21,900	23,000	24,100	25,400	
-	-	-	-	250,000	230,200	187,500	164,500	140,400	115,000	
				12,300	11,300	10,200	9,100	7,900	6,700	

	-	-	-	250,000	-	-	-	-	-	-
-	20,364	35,643	37,274	38,981	60,566	63,433	66,486	69,627	72,863	66,924
421,000	400,636	364,993	327,719	538,738	478,172	414,739	348,253	278,626	205,763	138,839
-	11,078	17,691	16,058	14,351	24,866	21,999	18,947	15,805	12,470	9,089

	2025	2026	2027	2028	2029	2030	2031	2032	2033	2034
Budget	Forecast	Forecast	Forecast	Forecast	Forecast	Forecast	Forecast	Forecast	Forecast	Forecast
\$	\$	\$	\$	\$	\$	\$	\$	\$	\$	\$

--	--	--	--	--	--	--	--	--	--	--

<i>leave.</i>										
	21,604	21,724	27,324	33,124	39,024	45,124	51,424	57,924	64,624	71,524
js	120	600	800	900	1,100	1,300	1,500	1,700	1,900	2,100
ls	-	5,000	5,000	5,000	5,000	5,000	5,000	5,000	5,000	5,000
	-	-	-	-	-	-	-	-	-	-
initiatives	21,724	27,324	33,124	39,024	45,124	51,424	57,924	64,624	71,524	78,624
	-	-	-	-	-	-	-	-	-	-
	21,724	27,324	33,124	39,024	45,124	51,424	57,924	64,624	71,524	78,624

<i>uildings, and major repairs / upgrading of existing buildings.</i>										
	256,874	83,727	(48,773)	(28,812)	(125,112)	(198,476)	(199,376)	(152,358)	(105,712)	(37,864)
js	1,853	2,500	(1,400)	(800)	(3,700)	(5,900)	(5,900)	(4,500)	(3,100)	(1,100)
ls	-	5,000	21,361	-	3,336	5,000	52,918	51,146	70,948	88,676
	(175,000)	(140,000)	-	(95,500)	(73,000)	-	-	-	-	-
initiatives	83,727	(48,773)	(28,812)	(125,112)	(198,476)	(199,376)	(152,358)	(105,712)	(37,864)	49,712
	-	-	-	-	-	-	-	-	-	-
	83,727	(48,773)	(28,812)	(125,112)	(198,476)	(199,376)	(152,358)	(105,712)	(37,864)	49,712

<i>ent of plant and equipment</i>										
	169,792	92,810	178,143	141,836	63,369	44,762	258,985	616,798	884,301	952,804
js	1,318	2,700	5,300	4,200	1,900	1,300	7,700	18,500	26,500	28,500
ls	444,200	289,633	328,893	379,333	429,993	458,423	473,113	504,503	571,503	611,243
	(522,500)	(207,000)	(370,500)	(462,000)	(450,500)	(245,500)	(123,000)	(255,500)	(529,500)	(305,000)
initiatives	92,810	178,143	141,836	63,369	44,762	258,985	616,798	884,301	952,804	1,287,547
	-	-	-	-	-	-	-	-	-	-
	92,810	178,143	141,836	63,369	44,762	258,985	616,798	884,301	952,804	1,287,547

	Budget	Forecast	Forecast	Forecast	Forecast	Forecast	Forecast	Forecast	Forecast	Forecast
	\$	\$	\$	\$	\$	\$	\$	\$	\$	\$

equipment.

40,927	16,222	21,622	27,222	33,022	38,922	40,022	41,222	42,422	43,622	43,622
295	400	600	800	900	1,100	1,200	1,200	1,200	1,200	1,300
-	5,000	5,000	5,000	5,000	-	-	-	-	-	-
(25,000)	-	-	-	-	-	-	-	-	-	-
16,222	21,622	27,222	33,022	38,922	40,022	41,222	42,422	43,622	44,922	44,922

t of fuel facility equipment.

102,603	103,228	122,228	141,828	162,028	182,828	204,228	226,328	249,028	272,428	272,428
625	3,000	3,600	4,200	4,800	5,400	6,100	6,700	7,400	8,100	8,100
-	16,000	16,000	16,000	16,000	16,000	16,000	16,000	16,000	16,000	16,000
-	-	-	-	-	-	-	-	-	-	-
103,228	122,228	141,828	162,028	182,828	204,228	226,328	249,028	272,428	296,528	296,528

Secondary Freight Network works.

40,000	40,289	53,501	98,287	175,604	273,607	383,249	505,222	641,189	743,543	743,543
289	1,200	1,600	2,900	5,200	8,200	11,400	15,100	19,200	22,300	22,300
-	12,012	43,186	74,417	92,803	101,442	110,573	120,867	83,154	236,243	236,243
-	-	-	-	-	-	-	-	-	-	-
40,289	53,501	98,287	175,604	273,607	383,249	505,222	641,189	743,543	1,002,086	1,002,086

roads and other infrastructure

-	-	5,823	25,923	26,623	27,323	43,559	94,859	147,659	202,059	202,059
-	-	100	700	700	800	1,300	2,800	4,400	6,000	6,000
-	5,823	20,000	-	-	15,436	50,000	50,000	50,000	50,000	50,000
-	-	-	-	-	-	-	-	-	-	-
-	5,823	25,923	26,623	27,323	43,559	94,859	147,659	202,059	258,059	258,059

structure

	Budget	Forecast	Forecast	Forecast	Forecast	Forecast	Forecast	Forecast	Forecast	Forecast	Forecast	Forecast	Forecast
	\$	\$	\$	\$	\$	\$	\$	\$	\$	\$	\$	\$	\$

	Budget	Forecast	Forecast	Forecast	Forecast	Forecast	Forecast	Forecast	Forecast	Forecast	Forecast	Forecast	Forecast
	\$	\$	\$	\$	\$	\$	\$	\$	\$	\$	\$	\$	\$

payment of loans, and new opportunities associated with land development

js	-	-	194,800	395,400	602,000	814,800	1,034,000	959,800	883,300	804,500
ls	-	-	5,800	11,800	18,000	24,400	31,000	28,700	26,400	24,100
	-	97,400	97,400	97,400	97,400	97,400	-	-	-	-
	-	-	-	-	-	-	(52,600)	(52,600)	(52,600)	(52,600)
initiatives	-	97,400	298,000	504,600	717,400	936,600	1,012,400	935,900	857,100	776,000
	-	97,400	97,400	97,400	97,400	97,400	(52,600)	(52,600)	(52,600)	(52,600)
	-	194,800	395,400	602,000	814,800	1,034,000	959,800	883,300	804,500	723,400

js	631,800	358,000	554,668	834,808	976,558	1,228,890	1,816,091	2,349,795	2,806,811	3,052,616
ls	4,500	10,400	16,400	24,700	28,900	36,600	54,300	70,200	83,900	91,300
	444,200	435,868	536,840	577,150	649,532	698,701	707,604	747,516	796,605	1,007,162
	(722,500)	(347,000)	(370,500)	(557,500)	(523,500)	(245,500)	(175,600)	(308,100)	(582,100)	(357,600)
	358,000	457,268	737,408	879,158	1,131,490	1,718,691	2,402,395	2,859,411	3,105,216	3,793,478
	-	97,400	97,400	97,400	97,400	97,400	(52,600)	(52,600)	(52,600)	(52,600)
initiatives	358,000	554,668	834,808	976,558	1,228,890	1,816,091	2,349,795	2,806,811	3,052,616	3,740,878

Prior Year Forecast \$	2025 Budget \$	2026 Forecast \$	2027 Forecast \$	2028 Forecast \$	2029 Forecast \$	2030 Forecast \$	2031 Forecast \$	2032 Forecast \$	2033 Forecast \$	2034 Forecast \$
1,341,000	1,341,000	1,341,000	1,341,000	1,341,000	1,341,000	1,341,000	1,341,000	1,341,000	1,341,000	1,341,000
-	-	-	-	-	-	-	-	-	-	-
-	-	-	-	-	-	-	-	-	-	-
-	-	-	-	-	-	-	-	-	-	-
-	-	-	-	-	-	-	-	-	-	-
1,341,000	1,341,000	1,341,000	1,341,000	1,341,000	1,341,000	1,341,000	1,341,000	1,341,000	1,341,000	1,341,000
- per annum	-	-	-	-	-	-	-	-	-	-
1,341,000	1,341,000	1,341,000	1,341,000	1,341,000	1,341,000	1,341,000	1,341,000	1,341,000	1,341,000	1,341,000
4,526,600	5,016,980	5,373,980	5,889,480	5,930,480	6,175,980	6,248,980	6,272,480	6,288,980	6,293,980	6,298,980
490,380	357,000	515,500	41,000	45,500	73,000	23,500	16,500	5,000	5,000	7,000
-	-	-	-	-	-	-	-	-	-	-
-	-	-	-	450,000	-	-	-	-	-	-
-	-	-	-	(250,000)	-	-	-	-	-	-
5,016,980	5,373,980	5,889,480	5,930,480	6,175,980	6,248,980	6,272,480	6,288,980	6,293,980	6,298,980	6,305,980
(163,400)	(232,200)	(318,780)	(415,670)	(513,380)	(616,000)	(720,080)	(824,630)	(929,510)	(1,034,490)	(1,139,570)
(68,800)	(86,580)	(96,890)	(97,710)	(102,620)	(104,080)	(104,550)	(104,880)	(104,980)	(105,080)	(105,220)
(232,200)	(318,780)	(415,670)	(513,380)	(616,000)	(720,080)	(824,630)	(929,510)	(1,034,490)	(1,139,570)	(1,244,790)
4,784,780	5,055,200	5,473,810	5,417,100	5,559,980	5,528,900	5,447,850	5,359,470	5,259,490	5,159,410	5,061,190

	Prior Year	2025	2026	2027	2028	2029	2030	2031	2032	2033	2034
	Forecast	Budget	Forecast	Forecast	Forecast	Forecast	Forecast	Forecast	Forecast	Forecast	Forecast
	\$	\$	\$	\$	\$	\$	\$	\$	\$	\$	\$
continued)											
	115,500	122,500	154,500	161,700	177,500	221,100	237,900	255,200	273,000	322,100	341,000
	7,000	32,000	7,200	15,800	43,600	16,800	17,300	17,800	49,100	18,900	19,500
	-	-	-	-	-	-	-	-	-	-	-
	-	-	-	-	-	-	-	-	-	-	-
	-	-	-	-	-	-	-	-	-	-	-
	122,500	154,500	161,700	177,500	221,100	237,900	255,200	273,000	322,100	341,000	360,500
% per annum	(96,000)	(99,800)	(104,624)	(110,168)	(117,292)	(128,776)	(141,940)	(156,834)	(173,508)	(195,092)	(218,566)
	(3,800)	(4,824)	(5,544)	(7,124)	(11,484)	(13,164)	(14,894)	(16,674)	(21,584)	(23,474)	(25,424)
	(99,800)	(104,624)	(110,168)	(117,292)	(128,776)	(141,940)	(156,834)	(173,508)	(195,092)	(218,566)	(243,990)
Equipment	22,700	49,876	51,532	60,208	92,324	95,960	98,366	99,492	127,008	122,434	116,510
	2,630,700	2,685,700	3,114,600	3,327,600	3,720,200	4,224,600	4,731,200	5,015,500	5,162,400	5,476,300	6,146,300
	55,000	735,400	327,500	714,800	871,400	820,700	577,800	286,700	706,200	1,069,700	827,300
	-	-	-	-	-	-	-	-	-	-	-
	-	45,000	144,000	27,500	-	-	-	95,400	-	-	-
	-	(351,500)	(258,500)	(349,700)	(367,000)	(314,100)	(293,500)	(235,200)	(392,300)	(399,700)	(429,900)
	2,685,700	3,114,600	3,327,600	3,720,200	4,224,600	4,731,200	5,015,500	5,162,400	5,476,300	6,146,300	6,543,700
% per annum	(934,400)	(1,123,000)	(1,391,333)	(1,680,966)	(2,009,859)	(2,389,192)	(2,819,185)	(3,277,608)	(3,750,721)	(4,255,224)	(4,826,727)
	(188,600)	(268,333)	(289,633)	(328,893)	(379,333)	(429,993)	(458,423)	(473,113)	(504,503)	(571,503)	(611,243)
	(1,123,000)	(1,391,333)	(1,680,966)	(2,009,859)	(2,389,192)	(2,819,185)	(3,277,608)	(3,750,721)	(4,255,224)	(4,826,727)	(5,437,970)
ipment	1,562,700	1,723,267	1,646,634	1,710,341	1,835,408	1,912,015	1,737,892	1,411,679	1,221,076	1,319,573	1,105,730
Cost	9,166,180	9,984,080	10,719,780	11,169,180	11,962,680	12,559,080	12,884,180	13,065,380	13,433,380	14,127,280	14,551,180
tion	(1,455,000)	(1,814,737)	(2,206,804)	(2,640,531)	(3,133,968)	(3,681,205)	(4,259,072)	(4,853,739)	(5,484,806)	(6,184,863)	(6,926,750)
	7,711,180	8,169,343	8,512,976	8,528,649	8,828,712	8,877,875	8,625,108	8,211,641	7,948,574	7,942,417	7,624,430

Prior Year	2025	2026	2027	2028	2029	2030	2031	2032	2033	2034
Forecast	Budget	Forecast	Forecast	Forecast	Forecast	Forecast	Forecast	Forecast	Forecast	Forecast
\$	\$	\$	\$	\$	\$	\$	\$	\$	\$	\$

icture

73,358,300	76,598,000	78,543,724	81,187,524	83,547,124	86,530,024	89,269,624	92,509,624	95,898,024	99,284,824	103,042,924
-	1,381,551	1,972,700	1,727,300	2,213,200	2,290,000	2,477,500	2,542,100	2,466,700	2,769,800	2,152,900
3,239,700	564,173	671,100	632,300	769,700	449,600	762,500	846,300	920,100	988,300	1,420,700
-	-	-	-	-	-	-	-	-	-	-
-	-	-	-	-	-	-	-	-	-	-
76,598,000	78,543,724	81,187,524	83,547,124	86,530,024	89,269,624	92,509,624	95,898,024	99,284,824	103,042,924	106,616,524
(13,414,100)	(13,891,300)	(14,417,703)	(14,996,982)	(15,623,453)	(16,309,582)	(17,050,503)	(17,856,224)	(18,729,713)	(19,670,938)	(20,687,325)
(477,200)	(526,403)	(579,279)	(626,471)	(686,129)	(740,921)	(805,721)	(873,489)	(941,225)	(1,016,387)	(1,087,859)
(13,891,300)	(14,417,703)	(14,996,982)	(15,623,453)	(16,309,582)	(17,050,503)	(17,856,224)	(18,729,713)	(19,670,938)	(20,687,325)	(21,775,184)
62,706,700	64,126,021	66,190,542	67,923,671	70,220,442	72,219,121	74,653,400	77,168,311	79,613,886	82,355,599	84,841,340
31,633,300	31,633,300	31,633,300	31,633,300	31,633,300	31,633,300	31,633,300	31,633,300	31,633,300	31,633,300	31,633,300
-	-	-	-	-	-	-	-	-	-	-
-	-	-	-	-	-	-	-	-	-	-
-	-	-	-	-	-	-	-	-	-	-
-	-	-	-	-	-	-	-	-	-	-
31,633,300	31,633,300	31,633,300	31,633,300	31,633,300	31,633,300	31,633,300	31,633,300	31,633,300	31,633,300	31,633,300
(8,187,900)	(8,369,800)	(8,738,219)	(9,106,638)	(9,475,057)	(9,843,476)	(10,211,895)	(10,580,314)	(10,948,733)	(11,317,152)	(11,685,571)
(181,900)	(368,419)	(368,419)	(368,419)	(368,419)	(368,419)	(368,419)	(368,419)	(368,419)	(368,419)	(368,419)
(8,369,800)	(8,738,219)	(9,106,638)	(9,475,057)	(9,843,476)	(10,211,895)	(10,580,314)	(10,948,733)	(11,317,152)	(11,685,571)	(12,053,990)
23,263,500	22,895,081	22,526,662	22,158,243	21,789,824	21,421,405	21,052,986	20,684,567	20,316,148	19,947,729	19,579,310

	Prior Year	2025	2026	2027	2028	2029	2030	2031	2032	2033	2034
	Forecast	Budget	Forecast	Forecast	Forecast	Forecast	Forecast	Forecast	Forecast	Forecast	Forecast
	\$	\$	\$	\$	\$	\$	\$	\$	\$	\$	\$
Structure (continued)											
	4,458,400	4,458,400	4,458,400	4,458,400	4,458,400	4,458,400	4,458,400	4,458,400	4,458,400	4,458,400	4,458,400
	-	-	-	-	-	-	-	-	-	-	-
	-	-	-	-	-	-	-	-	-	-	-
	-	-	-	-	-	-	-	-	-	-	-
	-	-	-	-	-	-	-	-	-	-	-
	4,458,400	4,458,400	4,458,400	4,458,400	4,458,400	4,458,400	4,458,400	4,458,400	4,458,400	4,458,400	4,458,400
	4,458,400	4,458,400	4,458,400	4,458,400	4,458,400	4,458,400	4,458,400	4,458,400	4,458,400	4,458,400	4,458,400
	(2,291,300)	(2,352,600)	(2,409,816)	(2,467,032)	(2,524,248)	(2,581,464)	(2,638,680)	(2,695,896)	(2,753,112)	(2,810,328)	(2,867,544)
% per annum	(61,300)	(57,216)	(57,216)	(57,216)	(57,216)	(57,216)	(57,216)	(57,216)	(57,216)	(57,216)	(57,216)
	(2,352,600)	(2,409,816)	(2,467,032)	(2,524,248)	(2,581,464)	(2,638,680)	(2,695,896)	(2,753,112)	(2,810,328)	(2,867,544)	(2,924,760)
	2,105,800	2,048,584	1,991,368	1,934,152	1,876,936	1,819,720	1,762,504	1,705,288	1,648,072	1,590,856	1,533,640
	487,100	550,300	583,464	583,464	583,464	583,464	583,464	583,464	583,464	583,464	583,464
	63,200	33,164	-	-	-	-	-	-	-	-	-
	-	-	-	-	-	-	-	-	-	-	-
	-	-	-	-	-	-	-	-	-	-	-
	-	-	-	-	-	-	-	-	-	-	-
	550,300	583,464	583,464	583,464	583,464	583,464	583,464	583,464	583,464	583,464	583,464
	(197,000)	(205,900)	(211,870)	(217,840)	(223,810)	(229,780)	(235,750)	(241,720)	(247,690)	(253,660)	(259,630)
% per annum	(8,900)	(5,970)	(5,970)	(5,970)	(5,970)	(5,970)	(5,970)	(5,970)	(5,970)	(5,970)	(5,970)
	(205,900)	(211,870)	(217,840)	(223,810)	(229,780)	(235,750)	(241,720)	(247,690)	(253,660)	(259,630)	(265,600)
	344,400	371,594	365,624	359,654	353,684	347,714	341,744	335,774	329,804	323,834	317,864

Prior Year Forecast	2025 Budget	2026 Forecast	2027 Forecast	2028 Forecast	2029 Forecast	2030 Forecast	2031 Forecast	2032 Forecast	2033 Forecast	2034 Forecast
	\$	\$	\$	\$	\$	\$	\$	\$	\$	\$
Picture (continued)										
1,755,900	1,755,900	1,755,900	1,755,900	1,755,900	1,755,900	1,755,900	1,755,900	1,755,900	1,755,900	1,755,900
-	-	-	-	-	-	-	-	-	-	-
-	-	-	-	-	-	-	-	-	-	-
-	-	-	-	-	-	-	-	-	-	-
-	-	-	-	-	-	-	-	-	-	-
1,755,900	1,755,900	1,755,900	1,755,900	1,755,900	1,755,900	1,755,900	1,755,900	1,755,900	1,755,900	1,755,900
(659,200)	(702,600)	(753,429)	(804,258)	(855,087)	(905,916)	(956,745)	(1,007,574)	(1,058,403)	(1,109,232)	(1,160,061)
(43,400)	(50,829)	(50,829)	(50,829)	(50,829)	(50,829)	(50,829)	(50,829)	(50,829)	(50,829)	(50,829)
(702,600)	(753,429)	(804,258)	(855,087)	(905,916)	(956,745)	(1,007,574)	(1,058,403)	(1,109,232)	(1,160,061)	(1,210,890)
1,053,300	1,002,471	951,642	900,813	849,984	799,155	748,326	697,497	646,668	595,839	545,010
725,100	725,100	725,100	725,100	725,100	725,100	725,100	725,100	725,100	725,100	725,100
-	-	-	-	-	-	-	-	-	-	-
-	-	-	-	-	-	-	-	-	-	-
-	-	-	-	-	-	-	-	-	-	-
-	-	-	-	-	-	-	-	-	-	-
725,100	725,100	725,100	725,100	725,100	725,100	725,100	725,100	725,100	725,100	725,100
(154,500)	(168,600)	(189,886)	(211,172)	(232,458)	(253,744)	(275,030)	(296,316)	(317,602)	(338,888)	(360,174)
(14,100)	(21,286)	(21,286)	(21,286)	(21,286)	(21,286)	(21,286)	(21,286)	(21,286)	(21,286)	(21,286)
(168,600)	(189,886)	(211,172)	(232,458)	(253,744)	(275,030)	(296,316)	(317,602)	(338,888)	(360,174)	(381,460)
556,500	535,214	513,928	492,642	471,356	450,070	428,784	407,498	386,212	364,926	343,640
115,721,000	117,699,888	120,343,688	122,703,288	125,686,188	128,425,788	131,665,788	135,054,188	138,440,988	142,199,088	145,772,688
(25,690,800)	(26,720,923)	(27,803,922)	(28,934,113)	(30,123,962)	(31,368,603)	(32,678,044)	(34,055,253)	(35,500,198)	(37,020,305)	(38,611,884)
90,030,200	90,978,965	92,539,766	93,769,175	95,562,226	97,057,185	98,987,744	100,998,935	102,940,790	105,178,783	107,160,804

	2025	2026	2027	2028	2029	2030	2031	2032	2033	2034
	Budget	Forecast	Forecast	Forecast	Forecast	Forecast	Forecast	Forecast	Forecast	Forecast
	\$	\$	\$	\$	\$	\$	\$	\$	\$	\$
Plan vs Asset Plan/s										
Financial Plan)										
	1,124,400	850,200	771,600	960,500	910,500	618,600	321,000	760,300	1,093,600	853,800
	1,414,715	1,972,700	1,727,300	2,213,200	2,290,000	2,477,500	2,542,100	2,466,700	2,769,800	2,152,900
wal) (Financial Plan)	2,539,115	2,822,900	2,498,900	3,173,700	3,200,500	3,096,100	2,863,100	3,227,000	3,863,400	3,006,700
Present Value on 5% Rate	23,121,493	24,174,768	24,529,794							
Asset Plans)										
	82,100	94,400	81,200	80,500	107,400	112,700	118,300	124,200	130,400	136,900
	1,091,200	1,254,500	1,079,400	1,069,500	1,426,500	1,497,800	1,572,600	1,651,200	1,733,700	1,820,300
wal) (Asset Plans)	1,173,300	1,348,900	1,160,600	1,150,000	1,533,900	1,610,500	1,690,900	1,775,400	1,864,100	1,957,200
Present Value on 5% Rate	11,499,747	12,163,026	12,746,857							
Depreciable Assets										
Fair Value Replacement (excluding Land) at Start (From Financial Plans)										
Equipment			4,784,780							
ipment			22,700							
			1,562,700							
			62,706,700							
			23,263,500							
			2,105,800							
			344,400							
			1,053,300							
			556,500							
ucture										
			96,400,380							
Depreciable Assets										
Fair Value Replacement (excluding Land) at Start (From Asset Plans)										
Buildings										
Furniture and Equipment										
Plant and Equipment										
Roads										
Bridges										
Drainage										
Footpaths										
Recreation										
Other Infrastructure										
Total										

e been sourced from the Shire of Wandering Asset Management Plan 2019-2029.
the years beyond 2029.

	2025	2026	2027	2028	2029	2030	2031	2032	2033	2034
Budget	Forecast	Forecast	Forecast	Forecast	Forecast	Forecast	Forecast	Forecast	Forecast	Forecast
\$	\$	\$	\$	\$	\$	\$	\$	\$	\$	\$
† Impact)										
ling	63,788	684,627	705,310	726,431	748,077	770,599	793,815	817,515	842,030	867,282
	1,483,677	1,588,007	1,710,158	1,841,465	1,982,715	2,103,812	2,232,237	2,368,236	2,512,848	2,666,104
ing	1,547,465	2,272,634	2,415,468	2,567,896	2,730,792	2,874,412	3,026,052	3,185,751	3,354,877	3,533,387
	(243,427)	(251,078)	(245,564)	(265,989)	(261,321)	(282,120)	(277,203)	(300,353)	(293,929)	(318,825)
	(243,427)	(251,078)	(245,564)	(265,989)	(261,321)	(282,120)	(277,203)	(300,353)	(293,929)	(318,825)
	(19,785)	(20,069)	(20,612)	(21,246)	(21,877)	(22,554)	(23,302)	(23,903)	(24,596)	(25,323)
afety	9,815	(12,709)	(13,016)	(13,579)	(14,000)	(14,328)	(14,559)	(15,162)	(15,860)	(16,279)
	(9,361)	(9,244)	(9,482)	(9,856)	(10,169)	(10,420)	(10,840)	(11,141)	(11,439)	(11,851)
Safety	(19,331)	(42,022)	(43,110)	(44,680)	(46,046)	(47,302)	(48,701)	(50,206)	(51,895)	(53,453)
	(10,740)	(12,357)	(12,597)	(13,001)	(13,373)	(13,637)	(14,221)	(14,672)	(15,117)	(15,487)
inistration & Inspection	(2,773)	(2,780)	(2,848)	(2,934)	(3,039)	(3,113)	(3,221)	(3,320)	(3,418)	(3,522)
Control	(2,659)	(2,580)	(2,648)	(2,834)	(2,939)	(3,013)	(3,121)	(3,120)	(3,218)	(3,322)
	(16,172)	(17,717)	(18,093)	(18,768)	(19,350)	(19,763)	(20,564)	(21,113)	(21,753)	(22,331)
	(3,331)	(3,180)	(3,248)	(3,334)	(3,439)	(3,513)	(3,621)	(3,820)	(4,018)	(4,122)
	(3,530)	(3,538)	(3,625)	(3,734)	(3,867)	(3,962)	(4,100)	(4,226)	(4,350)	(4,482)
	(6,861)	(6,718)	(6,872)	(7,067)	(7,306)	(7,475)	(7,721)	(8,046)	(8,368)	(8,604)
	29,006	3,100	29,600	30,500	31,400	29,600	33,400	31,300	32,200	33,100
	(17,075)	3,780	(672)	(269)	4,884	(63)	94	(109)	(696)	(1,096)
	11,931	6,880	28,928	30,231	36,284	29,537	33,494	31,191	31,504	32,004

	2025	2026	2027	2028	2029	2030	2031	2032	2033	2034
Budget	Forecast	Forecast	Forecast	Forecast	Forecast	Forecast	Forecast	Forecast	Forecast	Forecast
\$	\$	\$	\$	\$	\$	\$	\$	\$	\$	\$
t Impact) (continued)										
	(43,315)	(42,644)	(51,782)	(44,656)	(46,569)	(48,220)	(53,240)	(51,841)	(58,139)	(55,251)
	(8,474)	(8,586)	(8,805)	(9,056)	(9,341)	(9,571)	(9,862)	(10,236)	(10,507)	(10,790)
se	(88,266)	(85,129)	(87,508)	(90,313)	(93,054)	(95,880)	(98,844)	(101,743)	(104,731)	(108,067)
	(12,779)	(13,231)	(13,487)	(13,912)	(14,510)	(14,792)	(15,302)	(15,777)	(16,246)	(16,741)
	-	-	-	-	-	-	-	-	-	-
Development	(24,778)	(40,411)	(41,535)	(42,946)	(44,248)	(45,505)	(47,023)	(48,297)	(49,864)	(51,363)
	-	-	-	-	-	-	-	-	-	-
	(177,612)	(190,000)	(203,118)	(200,883)	(207,722)	(213,969)	(224,271)	(227,894)	(239,487)	(242,211)
	(115)	(100)	(100)	(100)	(100)	(100)	(100)	(100)	(100)	(100)
	(8,282)	(8,212)	(8,515)	(8,845)	(9,104)	(9,417)	(9,781)	(9,831)	(10,278)	(10,636)
	(127,662)	(133,698)	(137,720)	(141,901)	(146,344)	(150,688)	(154,942)	(159,866)	(164,685)	(169,726)
	(62,198)	(62,792)	(68,862)	(70,936)	(68,729)	(72,876)	(75,306)	(77,531)	(79,838)	(82,322)
	(198,257)	(204,802)	(215,197)	(221,782)	(224,277)	(233,081)	(240,129)	(247,328)	(254,901)	(262,785)
	53,674	(7,800)	(5,100)	(2,300)	(100)	-	-	-	-	-
Spot Maintenance	802,033	(982,700)	(1,011,600)	(1,039,254)	(1,073,600)	(1,105,900)	(1,138,700)	(1,173,100)	(1,208,300)	(1,244,800)
	855,707	(990,500)	(1,016,700)	(1,041,554)	(1,073,700)	(1,105,900)	(1,138,700)	(1,173,100)	(1,208,300)	(1,244,800)
	(8,741)	(8,724)	(8,930)	(9,190)	(9,508)	(9,634)	(10,062)	(10,462)	(10,757)	(11,073)
	(92,625)	(116,441)	(115,323)	(119,058)	(122,658)	(126,097)	(134,725)	(134,274)	(138,010)	(146,803)
	23,012	40,773	42,273	43,529	44,315	45,986	47,210	48,511	50,142	51,543
	(79,546)	(88,415)	(80,100)	(82,600)	(85,000)	(87,400)	(90,000)	(92,700)	(95,500)	(98,500)
	(9,576)	(8,900)	(9,100)	(9,400)	(9,700)	(9,900)	(10,200)	(10,600)	(10,900)	(11,200)
	16,945	(20,505)	(22,557)	(23,280)	(20,989)	(21,204)	(24,744)	(25,995)	(26,331)	(27,532)
	(150,531)	(202,212)	(193,737)	(199,999)	(203,540)	(208,249)	(222,521)	(225,520)	(231,355)	(243,565)

	2025	2026	2027	2028	2029	2030	2031	2032	2033	2034
Budget	Forecast	Forecast	Forecast	Forecast	Forecast	Forecast	Forecast	Forecast	Forecast	Forecast
\$	\$	\$	\$	\$	\$	\$	\$	\$	\$	\$
Net Impact (continued)										
(4,398)	1,200	1,200	1,300	1,300	1,300	1,300	1,400	1,400	1,500	1,500
665,165	384,500	396,000	408,000	420,200	432,800	445,700	459,200	472,900	487,200	490,275
298	3,588	3,685	3,755	3,796	4,083	4,119	4,269	4,522	4,564	4,564
44,529	4,800	5,000	5,100	5,300	5,400	5,600	5,800	6,000	6,100	6,100
-	-	-	-	-	-	-	-	-	-	-
96,698	(17,691)	(16,058)	(14,351)	(24,866)	(21,999)	(18,947)	(15,805)	(12,470)	(9,089)	(9,089)
802,292	376,397	389,827	403,804	405,730	421,584	437,872	454,864	472,452	490,275	490,275
Total (Net Impact)										
2,405,203	750,860	891,833	1,001,209	1,129,544	1,207,674	1,317,608	1,418,247	1,548,845	1,659,092	1,659,092

12.5 Wandering Community Centre Upgrade Committee – Terms of Reference

File Reference:	11.1111.11101
Location:	N/A
Applicant:	N/A
Author:	Lisa Boddy, Executive Assistant
Authorising Officer	Dr Alistair Pinto, Chief Executive Officer
Date:	13 November 2025
Disclosure of Interest:	Nil
Attachments:	Terms of Reference Document
Previous Reference:	Item 16.2.1 Ordinary Council Meeting 13 March 2023

Summary:

To recommend to Council an update to the terms of reference for the Wandering Community Centre Upgrade Committee.

Background:

The Wandering Community Centre is the community hub for the Wandering community and has been identified as a building that needs to be upgraded to ensure that community expectations of a modern facility are addressed and the building is fit for purpose going into the future.

Comment:

The Wandering Community Centre upgrade committee was formed by a resolution of Council at the Ordinary meeting on 16th June 2022. It is appropriate that the committee have a governance structure that defines purpose of the committee, how the committee will operate and the tasks that the committee is to undertake.

The Terms of Reference has to be adopted by Council, then the Committee will then be bound by the contents in the Terms of Reference document.

Consultation:

Shire Councillors
CEO

Statutory Environment:

N/A

Policy Implications:

N/A

Financial Implications:

There are no financial implications relating to the Terms of Reference.

Strategic Implications:

Provide Strong Leadership

Our Goals	Our Strategies
A well informed Community	Foster Opportunities for connectivity between Council and the Community
We plan for the future and are strategically focused	Ensure accountable, ethical and best practice governance

Sustainability Implications:

- Environmental: There are no known significant environmental considerations.
- Economic: There are no known significant economic considerations.
- Social: There are no known significant social considerations.

Risk Implications:

Risk	Low (2)
Risk Likelihood (based on history and with existing controls)	Unlikely (2)
Risk Impact / Consequence	Minor (2)
Risk Rating (Prior to Treatment or Control)	Low (2)
Principal Risk Theme	Low (2)
Risk Action Plan (Controls or Treatment Proposed)	Low (2)

Risk Matrix:

Consequence Likelihood		Insignificant	Minor	Moderate	Major	Catastrophic
		1	2	3	4	5
Almost Certain	5	Medium (5)	High (10)	High (15)	Extreme (20)	Extreme (25)
Likely	4	Low (4)	Medium (8)	High (12)	High (16)	Extreme (20)
Possible	3	Low (3)	Medium (6)	Medium (9)	High (12)	High (15)
Unlikely	2	Low (2)	Low (4)	Medium (6)	Medium (8)	High (10)
Rare	1	Low (1)	Low (2)	Low (3)	Low (4)	Medium (5)

A risk is often specified in terms of an event or circumstance and the consequences that may flow from it. An effect may be positive, negative or a deviation from the expected and may be related to the following objectives; occupational health and safety, financial, service interruption, compliance, reputation and environment. A risk matrix has been prepared and a risk rating of two (2) has been determined for this item. Any items with a risk rating over 10 (considered to be high or extreme risk) will be added to the Risk Register.

Voting Requirements:

Simple Majority

061125 Moved: Cr P Latham Seconded: Cr R Cowan

Recommendation and Council Decision:

That Council to adopt the updated attached Terms of Reference for the Wandering Community Centre Upgrade Committee.

Carried by Simple Majority 6/0

For: Cr Little, Cr Price, Cr Cowan, Cr Jennings, Cr Latham, Cr Thompson
Against: Nil



TERMS OF REFERENCE

Committee: WANDERING COMMUNITY CENTRE UPGRADE COMMITTEE

1. INTRODUCTION

The Council of the Shire of Wandering has established the Wandering Community Centre Upgrade Committee for the purpose of providing strategic advice and oversight for upgrades to the community centre building and its surrounding site.

2. OBJECTIVE

The primary purpose and objective of the Wandering Community Centre Upgrade Committee (WCCUC) is:

- to establish a group of people from various sectors of the community who can work together on a regular basis to represent the community for the proposed upgrade of the Wandering Community Centre.
- to be recognised as the initial point of contact to discuss and coordinate responses to emerging needs and issues affecting the Wandering community Centre.
- to share knowledge, expertise, information and resources with members of the group to support continuous improvement and informed decision making.
- to oversee the finalisation of plans to upgrade the Wandering Community Centre.
- to recommend to Council possible funding sources to fund the upgrade.
- to develop a staging plan and timeline.

3. MEMBERSHIP

The committee is a formal committee of Council comprising of four community members and three Council members. Membership selection shall be based on:

- a. being a Shire of Wandering resident or ratepayer
- b. representing the Wandering community
- c. an active interest to support the Wandering community, its sporting and community groups and members of the public
- d. ability to commit to the total hours required for the planning meetings
- e. willingness to work collaboratively with other members of the Group, to fairly represent the community and cross-promote community events
- f. willingness to liaise with the Shire of Wandering on strategies and opportunities to support the Wandering community.

Members appointed to the Committee are not entitled to a sitting fee, or any such type of remuneration.

Members will facilitate community consultations at each stage of the development.

The WCCUC will meet on an ongoing basis until the upgrade is complete. The term of this Committee may otherwise be ended by resolution of Council.

SHIRE OF WANDERING

22 Watts Street, Wandering WA 6308

Ph: (08) 6828 1800

www.wandering.wa.gov.au



4. PRESIDING MEMBER

Council will appoint the presiding member from among the community representatives on this group.

5. MEETINGS

The schedule of meetings will be in accordance with the project timeline requirements and are expected to be a minimum of one meeting every month whilst the upgrade is active.

The meetings are to be conducted in accordance with the Local Government's meeting procedures.

The minutes of meetings will be reported to Council for endorsement. Ad hoc milestones will be reported for the purposes of keeping Council informed only. The Committee Chair will provide Council with regular updates on the project.

6. QUORUM

A quorum for any meeting shall consist of at least 50% of the members and not all members present must be councillors.

7. DELEGATED POWERS

This Committee has no delegated authority to make any decisions for or on behalf of Council.

8. RELATED DOCUMENTS

Nil

9. APPROVAL

Council Adoption	DATE		Resolution #	

12.6 Behaviour Complaints Committee – Terms of Reference

File Reference:	04.041.04190
Location:	N/A
Applicant:	N/A
Author:	Lisa Boddy, Executive Assistant
Authorising Officer	Dr Alistair Pinto, Chief Executive Officer
Date:	13 November 2025
Disclosure of Interest:	Nil
Attachments:	Terms of Reference Document
Previous Reference:	Nil

Summary:

- A Behaviour Complaints Committee Terms of Reference has been developed, based on the WALGA template documents from the WALGA Policy Framework.
- Establishment of a Behaviour Complaints Committee under s5.16 of the LG Act is recommended, with the purpose of dealing with behaviour complaints made under the Shire's Code of Conduct.

Background:

On 2 February 2021 the *Local Government (Model Code of Conduct) Regulations 2021* (Model Code Regulations) were gazetted to take effect on 3 February 2021.

The Model Code Regulations introduced a mandatory code of conduct for council members, committee members and candidates, set out in Schedule 1 of the *Local Government (Model Code of Conduct) Regulations 2021*. This is referred to as the 'Model Code'. The purpose of the Model Code is to guide decisions, actions and behaviours, reflect community expectations of behaviour and ensure consistency between local governments.

Comment:

The Shire's Code of Conduct for Councillors, Committee Members and Candidates is divided into four sections:

- Division 1 – Preliminary provisions – includes the citation and terms used.
- Division 2 – General Principles – sets out the fundamental principles to guide the behaviour of Councillors, committee members and candidates.
- Division 3 – Behaviour – sets the standards of behaviour for Councillors, committee members and candidates; and the complaints process managed by the local government resulting from alleged breaches of this division.
- Division 4 – Rules of Conduct – sets out the rules of conduct for Councillors and candidates. A breach of a rule of conduct is a minor breach dealt with by the standards panel under section 5.110 of the LG Act.

Division 3 sets the standards of behaviour which reflect the general principles of the Code of Conduct and provides the process for responding to complaints of alleged behaviour breaches. The emphasis is on education and development, rather than punitive sanctions. Complaints can be lodged within one month of the alleged breach occurring and local governments are required to consider the complaint and make a finding (cl 11-15 Code of Conduct).

The Department of Local Government, Industry Regulation and Safety (LGIRS) has recommended that local governments develop a policy to provide guidance on dealing with complaints to the extent that it is not provided for in the Regulations.

The WALGA Policy Framework has been drafted with the aim to minimise Council involvement and remove opportunities for conflicts to arise through the use of external parties. The Framework proposes establishment of a Behaviour Complaints Committee with delegated authority that can only be exercised in the absence of Councillors who are parties to the complaint. The Framework includes a template Behaviour Complaints Committee Terms of Reference, Template Delegation Behaviour Complaints Committee, and Behaviour Complaint Form.

It is recommended that Council undertake a similar approach to and establish a Shire of Wandering Behaviour Complaints Committee (BCC) pursuant to s5.8 LG Act. The purpose of the BCC is to deal with behaviour complaints made under Division 3 of the Shire's Code of Conduct. The objectives and membership of the BCC are provided in the Terms of Reference (see attachment).

Consultation:

Shire Councillors
CEO

Statutory Environment:

- Section 5.104 of the LG Act requires that local governments adopt the Model Code as their Code of Conduct.
- Section 5.8 LG Act provides the power to establish a committee under the LG Act.
- Clause 12-13 *Local Government (Model Code of Conduct) Regulations 2021* require the local government to deal with a complaint, or dismiss a complaint made under Division 3 Model Code.

Policy Implications:

Nil.

Financial Implications:

Nil

Strategic Implications:

Provide Strong Leadership

Our Goals	Our Strategies
We plan for the future and are strategically focused	Ensure accountable, ethical and best practice governance

Sustainability Implications:

- Environmental: There are no known significant environmental considerations.
- Economic: There are no known significant economic considerations.
- Social: There are no known significant social considerations.

Risk Implications:

Risk	Medium (6)
Risk Likelihood (based on history and with existing controls)	Possible (3)
Risk Impact / Consequence	Minor (2)
Risk Rating (Prior to Treatment or Control)	Medium (6)
Principal Risk Theme	Medium (6)
Risk Action Plan (Controls or Treatment Proposed)	Medium (6)

Risk Matrix:

Consequence		Insignificant	Minor	Moderate	Major	Catastrophic
Likelihood		1	2	3	4	5
Almost Certain	5	Medium (5)	High (10)	High (15)	Extreme (20)	Extreme (25)
Likely	4	Low (4)	Medium (8)	High (12)	High (16)	Extreme (20)
Possible	3	Low (3)	Medium (6)	Medium (9)	High (12)	High (15)
Unlikely	2	Low (2)	Low (4)	Medium (6)	Medium (8)	High (10)
Rare	1	Low (1)	Low (2)	Low (3)	Low (4)	Medium (5)

A risk is often specified in terms of an event or circumstance and the consequences that may flow from it. An effect may be positive, negative or a deviation from the expected and may be related to the following objectives; occupational health and safety, financial, service interruption, compliance, reputation and environment. A risk matrix has been prepared and a risk rating of six (6) has been determined for this item. Any items with a risk rating over 10 (considered to be high or extreme risk) will be added to the Risk Register.

Voting Requirements:

Absolute Majority

071125 Moved: Cr D Jennings

Seconded: Cr R Cowan

Recommendation and Council Decision:

That Council

1. Establishes the Shire of Wandering Behaviour Complaints Committee pursuant to section 5.8 *Local Government Act 1995*;
2. Adopts the Shire of Wandering Behaviour Complaints Committee Terms of Reference as attached.

Carried by Absolute Majority 6/0

For: Cr Little, Cr Price, Cr Cowan, Cr Jennings, Cr Latham, Cr Thompson

Against: Nil



TERMS OF REFERENCE

Committee: Behaviour Complaints Committee

1. INTRODUCTION

The Council of the Shire of Wandering has established a Behaviour Complaints Committee (the Committee) pursuant to section 5.8 of the Local Government Act 1995 (the Act).

The Committee is established for the purpose of dealing with complaints submitted under Part 3, clause 13 of the Shire of Wandering Code of Conduct for Council Members, Committee Members and Candidates (the Code).

2. OBJECTIVE

The objective of the Committee is to dismiss or make findings in relation to complaints received of alleged breaches of Part 3 - Behaviour, of the Code, in a fair, impartial and timely manner, following natural justice and due process principles.

3. MEMBERSHIP

The Council will appoint all elected members to the Committee.

4. PRESIDING MEMBER

The Committee will appoint a Presiding Member and Deputy Presiding Member to conduct its business.

5. MEETINGS

5.1 The Committee will meet as required.

5.2 The part of the meeting that deals with a complaint will be held behind closed doors in accordance with s.5.23(2)b of the Act.

5.3 An appointed Committee member must not attend a Committee meeting if they are a complainant or respondent to a complaint under consideration by the Committee.

5.4 A Committee Member who is identified as either the complainant or respondent is required to recuse themselves by notifying the Presiding Member of their intention to be an apology for the meeting at which the Complaint is an agenda item.

5.5 Notice of meetings will be given to members at least five days prior to each meeting, with the agenda papers to be provided to members not less than 72 hours prior to the meeting.

5.6 The Presiding Member will ensure that detailed minutes of all meetings are kept in accordance with the Shire of Wandering Standing Orders Local Law 2018.

5.7 All members of the Committee will have one vote. If the vote of the members present is equally divided, the Presiding Member will cast a second vote.

6. QUORUM

The quorum for a meeting will be at least 50% of the number of offices of membership, whether vacant or not.

7. DELEGATED POWERS

7.1 Pursuant to section 5.17 of the Act, the Committee is delegated the powers in accordance with the Local Government (Model Code of Conduct) Regulations 2021 (the Regulations), clause 12(1), 12(4), and 12(7) and clause 13.

7.2 The Committee has the delegated power to:

SHIRE OF WANDERING

22 Watts Street, Wandering WA 6308

Ph: (08) 6828 1800

www.wandering.wa.gov.au



- a. make a finding as to whether an alleged breach the subject of a complaint has or has not occurred, based upon evidence from which it may be concluded that it is more likely that the breach occurred than it did not occur, and determine reasons for any finding.
 - b. where a finding is made that a breach has occurred, the power to:
 - I. vary the proposed action plan; or
 - II. consider the adoption of the action plan.
 - c. dismiss a complaint and determine the reasons for the dismissal.
- 7.3 The delegated powers of the Committee are subject to the following conditions:
- a. the Committee will make decisions in accordance with Council Policy: Management of Complaints of Alleged Breaches of Behaviour and these Terms of Reference.
 - b. that part of a Committee meeting which deals with a Complaint will be held behind closed doors in accordance with s.5.23(2)(b) of the Act.
 - c. the Committee is prohibited from exercising its delegated power where a Committee Member in attendance at a Committee meeting is either the complainant or respondent to the Complaint under consideration by the Committee.

8. RELATED DOCUMENTS

8.1 Code of Conduct

8.2 Management of Complaints of Alleged Breaches of Behaviour Policy

9. APPROVAL

Council Adoption	DATE		Resolution #	

12.7 Audit, Risk and Improvement Committee – Terms of Reference

File Reference:	14.145.14512
Location:	N/A
Applicant:	N/A
Author:	Lisa Boddy, Executive Assistant
Authorising Officer	Dr Alistair Pinto, Chief Executive Officer
Date:	13 November 2025
Disclosure of Interest:	Nil
Attachments:	Terms of Reference Document
Previous Reference:	Item 12.1 Ordinary Council Meeting 17 April 2025

Summary:

For Council to adopt the updated Audit, Risk and Improvement Committee Terms of Reference.

Background:

The latest version of the Terms of Reference for the Audit, Risk and Improvement Committee was adopted at the April 2025 Ordinary Council Meeting. This document has now been transferred to an updated Terms of Reference template, no wording changes have been made as part of this change.

Comment:

This update has been undertaken to ensure that all Terms of Reference for the Shire's committees and sub-committees follow a consistent format and template, in line with best practice standards for corporate record keeping.

Consultation:

Shire Councillors
CEO

Statutory Environment:

The legislative framework relevant to this report includes:

- *Local Government Act 1995:*
 - Sections 5.8, 7.1A and 7.1B, and Clause 69 of Schedule 9.3, Division 7, which mandate ARIC establishment and independent leadership.
- *Local Government Amendment Regulations 2024:*
 - Provides specific guidance and requirements for ARIC operations.

Policy Implications:

Nil.

Financial Implications:

Nil.

Strategic Implications:

Improve our Financial Position

Our Goals	Our Strategies
The Wandering Shire is financially sustainable	Improve accountability and transparency Prudently manage our financial resources to ensure value for money

Provide Strong Leadership

Our Goals	Our Strategies
A well informed Community	Foster Opportunities for connectivity between Council and the Community
We plan for the future and are strategically focused	Ensure accountable, ethical and best practice governance

Sustainability Implications:

- Environmental - Enhanced oversight may lead to better environmental compliance and resource management.
- Economic- Improved risk management and governance practices will enhance financial sustainability.
- Social - Transparent and inclusive governance will strengthen community trust.

Risk Implications:

Risk	Low (4)
Risk Likelihood (based on history and with existing controls)	Unlikely (2)
Risk Impact / Consequence	Minor (20)
Risk Rating (Prior to Treatment or Control)	Low (4)
Principal Risk Theme	Low (4)
Risk Action Plan (Controls or Treatment Proposed)	Low (4)

Risk Matrix:

Consequence Likelihood		Insignificant	Minor	Moderate	Major	Catastrophic
		1	2	3	4	5
Almost Certain	5	Medium (5)	High (10)	High (15)	Extreme (20)	Extreme (25)
Likely	4	Low (4)	Medium (8)	High (12)	High (16)	Extreme (20)
Possible	3	Low (3)	Medium (6)	Medium (9)	High (12)	High (15)
Unlikely	2	Low (2)	Low (4)	Medium (6)	Medium (8)	High (10)
Rare	1	Low (1)	Low (2)	Low (3)	Low (4)	Medium (5)

A risk is often specified in terms of an event or circumstance and the consequences that may flow from it. An effect may be positive, negative or a deviation from the expected and may be related to the following objectives; occupational health and safety, financial, service interruption, compliance, reputation and environment. A risk matrix has been prepared and a risk rating of four (4) has been determined for this item. Any items with a risk rating over 10 or greater (considered to be high or extreme risk) will be added to the Risk Register, and any item with a risk rating of 16 or greater will require a specific risk treatment plan to be developed.

Voting Requirements:

Absolute Majority

081125 Moved: Cr P Latham Seconded: Cr R Cowan

Recommendation and Council Decision:

That Council adopt the updated format of the Audit, Risk and Improvement Committee Terms of Reference.

Carried by Absolute Majority 6/0

For: Cr Little, Cr Price, Cr Cowan, Cr Jennings, Cr Latham, Cr Thompson

Against: Nil



TERMS OF REFERENCE

Committee: AUDIT, RISK AND IMPROVEMENT COMMITTEE

1. INTRODUCTION

The Audit, Risk and Improvement Committee (ARIC) is an advisory group formally appointed by the Council that is responsible to the Council. The Committee does not have executive powers or authority to implement actions in areas over which management has responsibility and does not have any financial responsibility. The Committee does not have any management functions and is therefore independent of management.

2. OBJECTIVE

The purpose of the Terms of Reference is to;

2.1 facilitate the operation of the ARIC;

2.2 support the Council in fulfilling its responsibilities in relation to:

- a. risk management systems
- b. internal control structure
- c. financial reporting
- d. compliance with laws and regulations
- e. internal and external audit functions

The primary objective of the ARIC is to accept responsibility for the annual external audit and liaise with the local government's auditor so that Council can be satisfied with the performance of the local government in managing its financial affairs. The ARIC will also oversee critical areas including risk management and governance.

Reports from the ARIC will assist Council in discharging its legislative responsibilities of controlling the local government's affairs, determining the local government's policies and overseeing the allocation of the local government's finances and resources. The ARIC will ensure openness in the local government's financial reporting and will liaise with the CEO to ensure the effective and efficient management of the local government's financial accounting systems and compliance with legislation.

More specifically, the objectives of the ARIC are to oversee:

1. The integrity of external financial reporting, including accounting policies.
2. The scope of work, objectivity, performance and independence of the external auditor.
3. The establishment, effectiveness and maintenance of controls and systems to safeguard the Shire's financial and physical assets.
4. The framework and systems that are designed to ensure the Shire complies with relevant statutory and regulatory requirements.
5. The framework for recognising risks arising from the Shire's operations and consider the adequacy of measures taken to manage those risks.
6. The framework and systems which protect the Council against fraud and irregularities.

The ARIC must also add to the credibility of Council by promoting ethical standards through its work.

SHIRE OF WANDERING

22 Watts Street, Wandering WA 6308

Ph: (08) 6828 1800

www.wandering.wa.gov.au



Members of the Committee are expected to:

- understand the legal and regulatory obligations of the Council for governing the entity;
- understand the governance arrangements that support achievement of the Shire's strategies and objectives;
- exercise due care, diligence and skill when performing their duties;
- adhere to the Shire's Code of Conduct for Council Members, Committee Members and Candidates;
- be aware of contemporary and relevant issues impacting the public sector; and
- only use information provided to the Committee to carry out their responsibilities, unless expressly agreed by Council.

3. MEMBERSHIP

The membership criteria of the ARIC is set out below.

- The committee shall consist of four elected members, 2 of which to be the Shire President and Deputy Shire President, and two independent members who will act as the Presiding Member and Deputy Presiding Member. All members shall have full voting rights.
- The CEO and employees are not members of the committee.
- The CEO and or their nominee is to attend all meetings to provide advice and guidance to the committee.
- The Shire shall provide secretarial and administrative support to the committee.
- The Council will appoint all members of the committee.
- Members shall be appointed for a period of up to two (2) years terminating on the day of the Local Government Ordinary Council Elections, unless Council resolves otherwise.
- Committee members are required to abide by the Local Government Act 1995 and Code of Conduct in observing the requirements of declaring any proximity, financial or impartiality interests that relate to any matter to be considered at each meeting.

4. PRESIDING MEMBER

The Presiding Member and Deputy Presiding Member will be appointed by the Council, biennially after the Local Government Ordinary Council Elections. These positions will be filled by independent members.

*The first independent Presiding Member and Deputy Presiding Member will be appointed after the adoption of these Terms of Reference, and the advertising process is completed with a term concluding October 2027, after the Ordinary Council Elections.

5. MEETINGS

The ARIC shall meet at least twice each year or more regularly as required at the discretion of the Presiding Member of the committee, the Shire President or the CEO, with all members expected to attend each meeting in person. Elected Members, who are not part of the committee are invited to observe meetings, however they are not entitled to participate in the meeting. The CEO, or their delegate, is to attend all meetings to provide advice and guidance to the committee, however the CEO and employees are not members of the committee. The CEO will invite members of management, internal and external auditors or others to attend meetings as observers and to provide pertinent information, as necessary.

The Presiding Member will preside at all meetings. In their absence, the Deputy Presiding Member will assume the Presiding Member role for that meeting.



Each member of the Committee at a meeting will have one vote. The Presiding Member will have a casting vote and simple majority will prevail. A committee recommendation does not have effect unless it has been made by simple majority. A simple majority is the agreement of not less than half of the members present at the meeting.

Meeting agendas will be prepared and provided at least three days in advance to members, along with appropriate briefing materials. Minutes will be taken at each meeting and presented to the subsequent meeting for confirmation. Reports and recommendations of each committee meeting shall be presented to the next appropriate ordinary council meeting, which may not be meetings held on the same day.

ARIC meetings are generally open to the public unless the Presiding Member or CEO deem it necessary to proceed behind closed doors pursuant to section 5.23 of the Local Government Act 1995.

6. QUORUM

The quorum at any meeting shall be 3 voting members, including at least one independent member.

7. DELEGATED POWERS

The ARIC is a formally appointed committee of Council and is responsible to that body. The ARIC does not have executive powers or authority to implement actions in areas over which the CEO has legislative responsibility and does not have any delegated financial responsibility. The ARIC does not have any management functions and cannot involve itself in management processes or procedures.

The ARIC is to report to Council and provide appropriate advice and recommendations on matters relevant to its term of reference in order to facilitate informed decision-making by Council in relation to the legislative functions and duties of the local government that have not been delegated to the CEO.

The ARIC has the authority of Council to:

- Review the external auditor's annual audit plans along with the outcomes / results of all audits undertaken;
- Review internal audit plans along with the outcomes / results of all audits undertaken;
- Formally meet with the Shire's appointed external auditor as necessary;
- Ensure that any matters raised by external audit that require action are actioned; and
- Advise Council on any or all of the above as deemed necessary.

8. RELATED DOCUMENTS

Local Government Act 1995

Local Government Financial Management Regulations 1996

9. PAYMENT OF INDEPENDENT COMMITTEE MEMBERS

Payments will be made to Independent Committee Members at the following rates:

- Presiding Member at each ARIC meeting \$130.
- Deputy Presiding Member at each ARIC meeting \$130.
- Deputy Presiding Member who presides at meeting due to absence of Presiding Member \$130.

Please note: If an independent member is unable to attend a meeting, they will not be paid for that meeting.

SHIRE OF WANDERING

22 Watts Street, Wandering WA 6308
Ph: (08) 6828 1800
www.wandering.wa.gov.au



10. APPROVAL

Council Adoption	DATE		Resolution #	

12.8 Shire of Wandering – Grants Update

File Reference:	08.084.08406
Location:	N/A
Applicant:	N/A
Author:	Dr Alistair Pinto, Chief Executive Officer
Authorising Officer	Dr Alistair Pinto, Chief Executive Officer
Date:	13 November 2025
Disclosure of Interest:	Nil
Attachments:	Nil
Previous Reference:	Nil

Summary:

To provide an update to council on the recent grant applications the Shire has been successful in obtaining.

Background:

Council has directed the CEO to seek additional funding through relevant grant opportunities to offset costs and enhance community programs and services, ensuring broader benefits for the community from any successful grant funding.

Comment:

The Shire actively pursues relevant grant opportunities to support programs and services that deliver tangible benefits to the community.

The Shire has been successfully awarded the following grants recently:

1. **International Volunteer Day Grants Program 2025** – funding to support initiatives that recognise and celebrate the contributions of our volunteers. This grant is for **\$1000**.
2. **Children's Week Grant** – funding to support activities and programs promoting children's engagement and well-being during Children's Week. This grant is for **\$1000**.
3. **Age-Friendly Communities Connectivity Grants Program 2024-2025** - this grant is supported by the Department of Communities and is for an amount of **\$14,700**.
4. **NADC Australia Day 2026 Community Events Grant Program**. This grant is for **\$10,000**.

These grants will provide valuable support to our ongoing community programs and initiatives. Further details regarding the use of the funding and upcoming events will be shared in due course.

Consultation:

Shire Councillors.
Shire employees.

Statutory Environment:

Nil

Policy Implications:

Nil

Financial Implications:

Nil

Strategic Implications:**Provide Strong Leadership**

Our Goals	Our Strategies
A well informed Community	Foster Opportunities for connectivity between Council and the Community

Improve Our Financial Position

Our Goals	Our Strategies
The Wandering Shire is financially sustainable	<ul style="list-style-type: none"> • Improve accountability and transparency • Develop an investment strategy that plans for the future and provides cash backed reserves to meet operational needs • Prudently manage our financial resources to ensure value for money • Reduce reliance on operational grants

Sustainability Implications:

- Environmental: There are no known significant environmental considerations
- Economic: There are no known significant economic considerations
- Social: There are no known significant social considerations

Risk Implications:

Risk	Low (3)
Risk Likelihood (based on history and with existing controls)	Rare (1)
Risk Impact / Consequence	Minor (2)
Risk Rating (Prior to Treatment or Control)	Low (3)
Principal Risk Theme	Low (3)
Risk Action Plan (Controls or Treatment Proposed)	Low (3)

Risk Matrix:

Consequence Likelihood		Insignificant	Minor	Moderate	Major	Catastrophic
		1	2	3	4	5
Almost Certain	5	Medium (5)	High (10)	High (15)	Extreme (20)	Extreme (25)
Likely	4	Low (4)	Medium (8)	High (12)	High (16)	Extreme (20)
Possible	3	Low (3)	Medium (6)	Medium (9)	High (12)	High (15)
Unlikely	2	Low (2)	Low (4)	Medium (6)	Medium (8)	High (10)
Rare	1	Low (1)	Low (2)	Low (3)	Low (4)	Medium (5)

A risk is often specified in terms of an event or circumstance and the consequences that may flow from it. An effect may be positive, negative or a deviation from the expected and may be related to the following objectives; occupational health and safety, financial, service interruption, compliance, reputation and environment. A risk matrix has been prepared and a risk rating of three (3) has been determined for this item. Any items with a risk rating over 10 (considered to be high or extreme risk) will be added to the Risk Register.

Voting Requirements:

Simple Majority

091125 Moved: Cr A Thompson Seconded: Cr A Price
Recommendation and Council Decision:

That Council notes the CEO has applied for and accepted grant funding for

- 1. International Volunteer Day Grants Program 2025**
- 2. Children's Week Grant**
- 3. Age-Friendly Communities Connectivity Grants Program**
- 4. NADC Australia Day 2026 Community Events Grant Program**

Carried by Simple Majority 6/0

For: Cr Little, Cr Price, Cr Cowan, Cr Jennings, Cr Latham, Cr Thompson
Against: Nil

13. Finance

13.1 Financial Report 31 October 2025

File Reference:	N/A
Location:	N/A
Applicant:	N/A
Author:	Bob Waddell
Authorising Officer	Dr Alistair Pinto – Chief Executive Officer
Date:	10 November 2025
Disclosure of Interest:	N/A
Attachments:	October 2025 Financial Statements
Previous Reference:	Nil

Summary:

Consideration of the financial report for the period ending 31 October 2025.

Background:

The financial report is included as an attachment for Council information.

Comment:

If you have any questions regarding details in the financial report, please contact the office prior to the Council meeting so that sufficient time is given to research the request. This will enable the information to be provided at the Council meeting.

Consultation:

Not applicable.

Statutory Environment:

Section 34 (1) (a) of the *Local Government (Financial Management) Regulations 1996* states that a Local Government is to prepare monthly statement of financial activity including annual budget estimates, monthly budget estimates, actual monthly expenditure, revenue and income, material variances between monthly budget and actual figures and net current assets on a monthly basis.

Policy Implications:

Not applicable.

Financial Implications:

Not applicable.

Strategic Implications:

Improve Our Financial Position

Our Goals	Our Strategies
The Wandering Shire is financially sustainable	<ul style="list-style-type: none"> • Improve accountability and transparency • Develop an investment strategy that plans for the future and provides cash backed reserves to meet operational needs • Prudently manage our financial resources to ensure value for money • Reduce reliance on operational grants

Improve Our Financial Position

Our Goals	Our Strategies
The Wandering Shire is financially sustainable	<ul style="list-style-type: none"> • Improve accountability and transparency • Develop an investment strategy that plans for the future and provides cash backed reserves to meet operational needs • Prudently manage our financial resources to ensure value for money • Reduce reliance on operational grants

Sustainability Implications:

- Environmental: There are no known significant environmental considerations.
- Economic: There are no known significant economic considerations.
- Social: There are no known significant social considerations.

Risk Implications:

Risk	Low (2)
Risk Likelihood (based on history and with existing controls)	Low (2)
Risk Impact / Consequence	Low (2)
Risk Rating (Prior to Treatment or Control)	Low (2)
Principal Risk Theme	Low (2)
Risk Action Plan (Controls or Treatment Proposed)	Low (2)

Risk Matrix:

Consequence Likelihood		Insignificant	Minor	Moderate	Major	Catastrophic
		1	2	3	4	5
Almost Certain	5	Medium (5)	High (10)	High (15)	Extreme (20)	Extreme (25)
Likely	4	Low (4)	Medium (8)	High (12)	High (16)	Extreme (20)
Possible	3	Low (3)	Medium (6)	Medium (9)	High (12)	High (15)
Unlikely	2	Low (2)	Low (4)	Medium (6)	Medium (8)	High (10)
Rare	1	Low (1)	Low (2)	Low (3)	Low (4)	Medium (5)

A risk is often specified in terms of an event or circumstance and the consequences that may flow from it. An effect may be positive, negative or a deviation from the expected and may be related to the following objectives; occupational health and safety, financial, service interruption, compliance, reputation and environment. A risk matrix has been prepared and a risk rating of two (2) has been determined for this item. Any items with a risk rating over 10 (considered to be high or extreme risk) will be added to the Risk Register to ensure Local Government Act and Regulations compliance.

Voting Requirements:

Simple Majority

101125 Moved: Cr A Price Seconded: Cr A Thompson


Recommendation and Council Decision:

That the financial report for the period ending 31 October 2025 as presented be accepted.

Carried by Simple Majority 6/0

For: Cr Little, Cr Price, Cr Cowan, Cr Jennings, Cr Latham, Cr Thompson

Against: Nil



SHIRE OF WANDERING

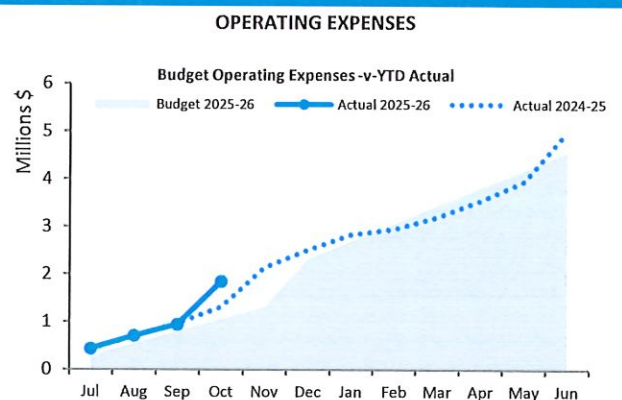
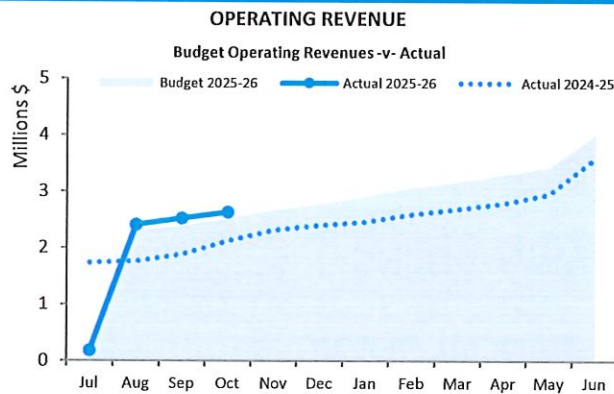
MONTHLY FINANCIAL REPORT (Containing the Statement of Financial Activity) FOR THE PERIOD ENDED 31 OCTOBER 2025

*LOCAL GOVERNMENT ACT 1995
LOCAL GOVERNMENT (FINANCIAL MANAGEMENT) REGULATIONS 1996*

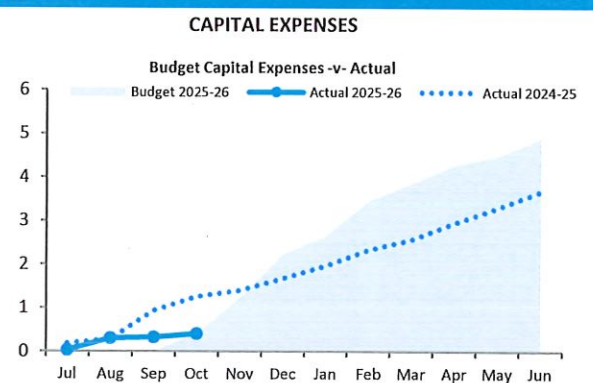
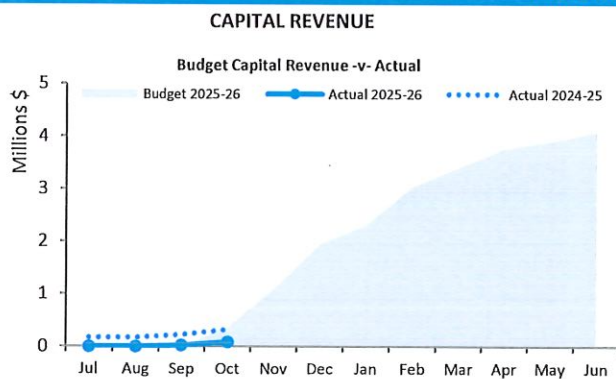
TABLE OF CONTENTS

Summary Information - Graphs	2
Statement of Financial Activity by Nature	3
Statement of Financial Activity by Program	4
Statement of Financial position	5
Note 1 Statement of Financial Activity Information	6
Note 2 Explanation of Material Variances	8
Note 4 Rate Revenue	9
Note 5 Disposal of Assets	10
Note 6 Capital Acquisitions	11
Note 7 Borrowings	13
Note 8 Lease Liabilities	14
Note 9 Reserve Accounts	15
Note 10 Budget Amendments	16

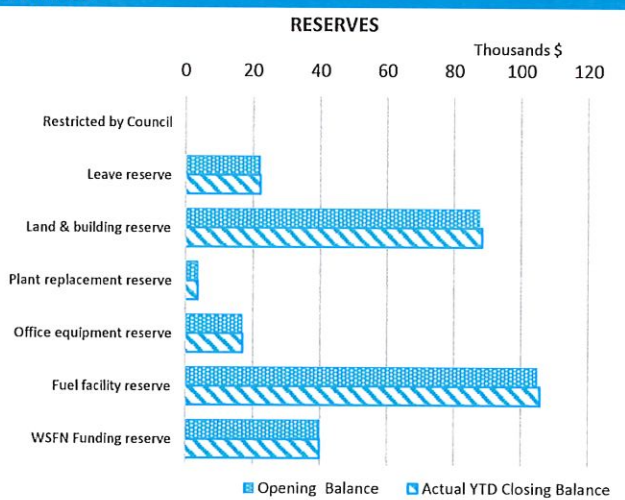
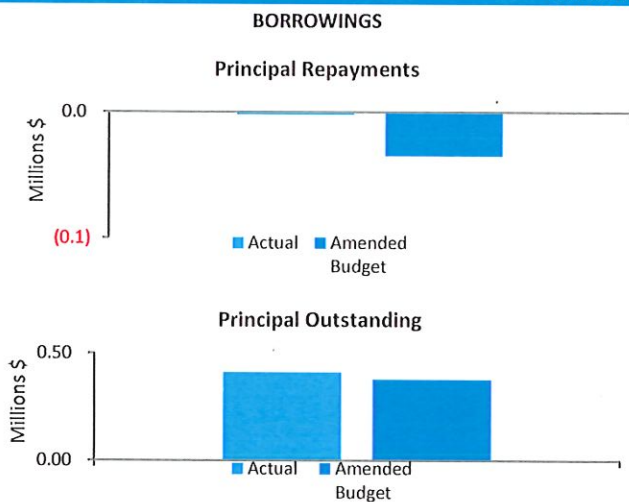
OPERATING ACTIVITIES



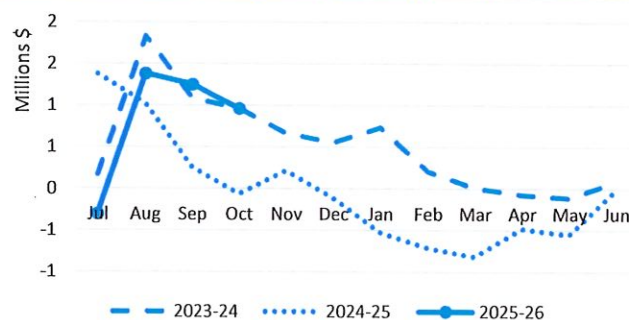
INVESTING ACTIVITIES



FINANCING ACTIVITIES



Closing funding surplus / (deficit)



This information is to be read in conjunction with the accompanying Financial Statements and Notes.

STATEMENT OF FINANCIAL ACTIVITY
FOR THE PERIOD ENDED 31 OCTOBER 2025

BY NATURE

	Ref Note	Adopted Annual Budget (a) \$	Amended Annual Budget (d) \$	YTD Budget (b) \$	YTD Actual (c) \$	Variance \$ (c) - (b)	Variance % ((c) - (b))/(b)	Var. ▲▼
OPERATING ACTIVITIES								
Revenue from operating activities								
Rates		2,051,418	2,051,418	2,051,418	2,051,409	(9)	(0.00%)	
Operating grants, subsidies and contributions	11	691,632	691,632	153,102	240,617	87,515	57.16%	▲
Fees and charges		731,720	731,720	246,486	321,986	75,500	30.63%	▲
Interest revenue		31,500	31,500	10,496	14,591	4,095	39.01%	
Other revenue		352,725	352,725	11,536	6,997	(4,539)	(39.35%)	
Profit on disposal of assets	5	155,402	155,402	51,800	0	(51,800)	(100.00%)	▼
Fair value adjustments to financial assets at fair value through profit or loss		0	0	0	0	0	0.00%	
		4,014,397	4,014,397	2,524,838	2,635,600	110,762	4.39%	
Expenditure from operating activities								
Employee costs		(1,391,354)	(1,391,354)	(463,612)	(579,344)	(115,732)	(24.96%)	▼
Materials and contracts		(1,457,832)	(1,457,832)	(492,352)	(562,298)	(69,946)	(14.21%)	▼
Utility charges		(56,900)	(56,900)	(18,924)	(20,829)	(1,905)	(10.07%)	
Depreciation on non-current assets		(1,475,545)	(1,475,545)	(16,936)	(521,818)	(504,882)	(2981.12%)	▼
Finance costs		(29,496)	(29,496)	(9,824)	519	10,343	105.29%	▲
Insurance expenses		(105,025)	(105,025)	(49,762)	(144,824)	(95,062)	(191.03%)	▼
Other expenditure		(54,984)	(54,984)	(14,385)	(19,444)	(5,059)	(35.17%)	
Loss on disposal of assets	5	0	0	0	0	0	0.00%	
		(4,571,136)	(4,571,136)	(1,065,795)	(1,848,039)	(782,244)	73.40%	
Non-cash amounts excluded from operating activities	1(a)	1,321,107	1,321,107	(33,901)	521,997	555,898	(1639.77%)	
Amount attributable to operating activities		764,367	764,367	1,425,142	1,309,558	(115,584)	(8.11%)	
INVESTING ACTIVITIES								
Inflows from investing activities								
Proceeds from capital grants, subsidies and contributions	12	3,642,725	3,642,725	364,269	87,469	(276,800)	(75.99%)	▼
Proceeds from disposal of assets	5	264,000	264,000	0	0	0	0.00%	
		3,906,725	3,906,725	364,269	87,469	(276,800)	(75.99%)	▼
Outflows from investing activities								
Payments for inventories, property, plant and equipment and infrastructure	6	(4,531,964)	(4,531,964)	(422,517)	(411,556)	10,961	2.59%	
		(4,531,964)	(4,531,964)	(422,517)	(411,556)	10,961	(2.59%)	
Amount attributable to investing activities		(625,239)	(625,239)	(58,248)	(324,086)	(265,838)	456.39%	
FINANCING ACTIVITIES								
Inflows from financing activities								
Proceeds from new debentures	7	0	0	0	0	0	0.00%	
Transfer from reserves	9	180,000	180,000	0	0	0	0.00%	
		180,000	180,000	0	0	0	0.00%	
Outflows from financing activities								
Repayment of borrowings	7	(34,779)	(34,779)	0	(1,647)	(1,647)	0.00%	
Payments for principal portion of lease liabilities	8	(43,751)	(43,751)	(14,580)	(15,399)	(819)	(5.62%)	
Transfer to reserves	9	(330,086)	(330,086)	0	(1,908)	(1,908)	0.00%	
		(408,616)	(408,616)	(14,580)	(18,954)	(4,374)	30.00%	
Amount attributable to financing activities		(228,616)	(228,616)	(14,580)	(18,954)	(4,374)	30.00%	
MOVEMENT IN SURPLUS OR DEFICIT								
Surplus or deficit at the start of the financial year	1(c)	89,488	89,488	89,488	(3,823)	(93,311)	(104.27%)	▼
Amount attributable to operating activities		764,367	764,367	1,425,142	1,309,558	(115,584)	(8.11%)	
Amount attributable to investing activities		(625,239)	(625,239)	(58,248)	(324,086)	(265,838)	456.39%	
Amount attributable to financing activities		(228,616)	(228,616)	(14,580)	(18,954)	(4,374)	30.00%	
Surplus or deficit at the end of the financial year	1(c)	0	0	1,441,802	962,695	(479,107)	(33.23%)	▼

KEY INFORMATION

▲▼ Indicates a variance between Year to Date (YTD) Budget and YTD Actual data as per the adopted materiality threshold.

Refer to Note 2 for an explanation of the reasons for the variance.

This statement is to be read in conjunction with the accompanying Financial Statements and Notes.

STATEMENT OF FINANCIAL ACTIVITY
FOR THE PERIOD ENDED 31 OCTOBER 2025

BY PROGRAM

	Note	Adopted Annual Budget (c) \$	Amended Annual Budget (d) \$	YTD Budget (a) \$	YTD Actual (b) \$	Var. \$ (b)-(a)	Var. % (b)-(a)/(a)	Var. ▲▼
OPERATING ACTIVITIES								
Revenue from operating activities								
Governance		0	0	0	0	0	0.00%	
General Purpose Funding - Rates	6	2,051,418	2,051,418	2,051,418	2,051,409	(9)	(0.00%)	
General Purpose Funding - Other		396,054	396,054	55,561	93,033	37,472	67.44%	▲
Law, Order and Public Safety		81,528	81,528	29,517	8,300	(21,218)	(71.88%)	▼
Health		1,000	1,000	664	311	(353)	(53.13%)	
Education and Welfare		0	0	0	0	0	0.00%	
Housing		33,480	33,480	11,156	14,283	3,127	28.03%	
Community Amenities		57,370	57,370	19,100	51,724	32,624	170.81%	▲
Recreation and Culture		3,000	3,000	996	1,121	125	12.54%	
Transport		246,902	246,902	60,950	84,988	24,038	39.44%	▲
Economic Services		789,420	789,420	283,440	324,082	40,642	14.34%	▲
Other Property and Services		354,225	354,225	12,036	6,350	(5,686)	(47.24%)	▼
		4,014,397	4,014,397	2,524,838	2,635,600	110,762	4.39%	
Expenditure from operating activities								
Governance		(302,732)	(302,732)	(104,984)	(134,367)	(29,383)	(27.99%)	▼
General Purpose Funding		(104,631)	(104,631)	(34,868)	(35,561)	(693)	(1.99%)	
Law, Order and Public Safety		(215,684)	(215,684)	(49,062)	(62,384)	(13,322)	(27.15%)	▼
Health		(17,286)	(17,286)	(5,756)	(10,402)	(4,646)	(80.72%)	▼
Education and Welfare		(6,453)	(6,453)	(2,140)	(3,128)	(988)	(46.18%)	▼
Housing		(52,643)	(52,643)	(17,488)	(23,088)	(5,600)	(32.02%)	▼
Community Amenities		(290,594)	(290,594)	(97,098)	(107,680)	(10,582)	(10.90%)	▼
Recreation and Culture		(332,828)	(332,828)	(85,630)	(121,489)	(35,859)	(41.88%)	▼
Transport		(2,181,392)	(2,181,392)	(390,787)	(719,025)	(328,238)	(83.99%)	▼
Economic Services		(995,718)	(995,718)	(327,853)	(454,570)	(126,717)	(38.65%)	▼
Other Property and Services		(71,175)	(71,175)	49,871	(176,344)	(226,215)	453.60%	▼
		(4,571,136)	(4,571,136)	(1,065,795)	(1,848,039)	(782,244)	(73.40%)	▼
Non-cash amounts excluded from operating activities	1(a)	1,321,107	1,321,107	(33,901)	521,997	555,898	(1639.77%)	
Amount attributable to operating activities		764,367	764,367	1,425,142	1,309,558	(115,584)	(8.11%)	
INVESTING ACTIVITIES								
Inflows from investing activities								
Proceeds from capital grants, subsidies and contributions	12	3,642,725	3,642,725	364,269	87,469	(276,800)	(75.99%)	▼
Proceeds from Disposal of Assets	5	264,000	264,000	0	0	0	0.00%	
		3,906,725	3,906,725	364,269	87,469	(276,800)	(75.99%)	▼
Outflows from investing activities								
Payments for inventories, property, plant and equipment and infrastructure	6	(4,531,964)	(4,531,964)	(422,517)	(411,556)	10,961	2.59%	
		(4,531,964)	(4,531,964)	(422,517)	(411,556)	10,961	2.59%	
Amount attributable to investing activities		(625,239)	(625,239)	(58,248)	(324,086)	(265,838)	456.39%	
FINANCING ACTIVITIES								
Inflows from financing activities								
Proceeds from New Debentures	7	0	0	0	0	0	0.00%	
Transfer from Reserves	9	180,000	180,000	0	0	0	0.00%	
		180,000	180,000	0	0	0	0.00%	
Outflows from financing activities								
Payments for principal portion of lease liabilities	8	(43,751)	(43,751)	(14,580)	(15,399)	(819)	(5.62%)	
Repayment of Debentures	7	(34,779)	(34,779)	0	(1,647)	(1,647)	0.00%	
Transfer to Reserves	9	(330,086)	(330,086)	0	(1,908)	(1,908)	0.00%	
		(408,616)	(408,616)	(14,580)	(18,954)	(4,374)	(30.00%)	
Amount attributable to financing activities		(228,616)	(228,616)	(14,580)	(18,954)	(4,374)	30.00%	
MOVEMENT IN SURPLUS OR DEFICIT								
Surplus or deficit at the start of the financial year	1	89,488	89,488	89,488	(3,823)	(93,311)	(104.27%)	▼
Amount attributable to operating activities		764,367	764,367	1,425,142	1,309,558	(115,584)	(8.11%)	
Amount attributable to investing activities		(625,239)	(625,239)	(58,248)	(324,086)	(265,838)	456.39%	
Amount attributable to financing activities		(228,616)	(228,616)	(14,580)	(18,954)	(4,374)	30.00%	
Surplus or deficit at the end of the financial year	1	0	0	1,441,802	962,695	(479,107)	(33.23%)	▼

KEY INFORMATION

▲▼ Indicates a variance between Year to Date (YTD) Budget and YTD Actual data as per the adopted materiality threshold. Refer to Note 2 for an explanation of the reasons for the variance.

This statement is to be read in conjunction with the accompanying Financial Statements and notes.

SHIRE OF WANDERING
STATEMENT OF FINANCIAL POSITION
FOR THE PERIOD ENDED 31 OCTOBER 2025

	30 June 2025	31 October 2025
	\$	\$
CURRENT ASSETS		
Cash and cash equivalents	876,141	2,262,280
Trade and other receivables	105,828	528,948
Inventories	70,753	52,413
Other assets	51,482	406
TOTAL CURRENT ASSETS	1,460,018	3,052,350
NON-CURRENT ASSETS		
Trade and other receivables	22,828	22,828
Other financial assets	19,905	19,905
Inventories	145,291	145,291
Property, plant and equipment	9,006,192	8,873,617
Infrastructure	88,802,599	88,839,898
Right-of-use assets	144,630	129,643
TOTAL NON-CURRENT ASSETS	98,141,445	98,031,183
TOTAL ASSETS	99,601,463	101,083,533
CURRENT LIABILITIES		
Trade and other payables	315,166	71,028
Other liabilities	664,382	1,532,605
Lease liabilities	43,751	28,352
Borrowings	34,853	33,206
Employee related provisions	231,100	231,100
TOTAL CURRENT LIABILITIES	1,289,252	1,896,292
NON-CURRENT LIABILITIES		
Lease liabilities	107,501	107,501
Borrowings	378,154	378,154
Employee related provisions	49,724	49,724
TOTAL NON-CURRENT LIABILITIES	535,379	535,379
TOTAL LIABILITIES	1,824,631	2,431,671
NET ASSETS	97,776,832	98,651,862
EQUITY		
Retained surplus	22,633,556	23,506,679
Reserve accounts	275,290	277,198
Revaluation surplus	74,867,986	74,867,986
TOTAL EQUITY	97,776,832	98,651,862

This statement is to be read in conjunction with the accompanying notes.

(a) Non-cash items excluded from operating activities

The following non-cash revenue and expenditure has been excluded from operating activities within the Statement of Financial Activity in accordance with *Financial Management Regulation 32*.

	Notes	Adopted Budget	Amended Budget	YTD Budget (a)	YTD Actual (b)
Non-cash items excluded from operating activities		\$	\$	\$	\$
Adjustments to operating activities					
Less: Profit on asset disposals	5	(155,402)	(155,402)	(51,800)	0
Less: Movement in liabilities associated with restricted cash		963	963	963	179
Add: Depreciation on assets		1,475,546	1,475,545	16,936	521,818
Total non-cash items excluded from operating activities		1,321,107	1,321,107	(33,901)	521,997

(b) Adjustments to net current assets in the Statement of Financial Activity

The following current assets and liabilities have been excluded from the net current assets used in the Statement of Financial Activity in accordance with *Financial Management Regulation 32* to agree to the surplus/(deficit) after imposition of general rates.

		Adopted Budget Opening 30 June 2025	Amended Budget Opening 30 June 2025	Last Year Closing 30 June 2025	Year to Date 31 October 2025
Adjustments to net current assets					
Less: Reserves - restricted cash	9	(275,290)	(275,290)	(275,290)	(277,198)
Add: Borrowings	7	34,779	34,779	34,853	33,206
Add: Lease liabilities	8	43,751	43,751	43,751	28,352
Add: Current portion of employee benefit provisions held in reserve		22,097	22,097	22,097	22,276
Total adjustments to net current assets		(174,663)	(174,663)	(174,589)	(193,363)

(c) Net current assets used in the Statement of Financial Activity

Current assets					
Cash and cash equivalents	3	876,141	876,141	876,141	2,262,280
Rates receivables	4	26,007	26,007	26,007	460,507
Receivables	4	67,370	67,370	79,821	68,441
Other current assets	5	478,049	478,049	478,049	261,121
Less: Current liabilities					
Payables	6	(203,362)	(203,362)	(315,166)	(71,028)
Borrowings	7	(34,779)	(34,779)	(34,853)	(33,206)
Contract and Capital Grant/Contribution liabilities	10	(670,424)	(670,424)	(664,382)	(1,532,605)
Lease liabilities	8	(43,751)	(43,751)	(43,751)	(28,352)
Provisions	10	(231,100)	(231,100)	(231,100)	(231,100)
Less: Total adjustments to net current assets	1(b)	(174,663)	(174,663)	(174,589)	(193,363)
Closing funding surplus / (deficit)		89,488	89,488	(3,823)	962,695

CURRENT AND NON-CURRENT CLASSIFICATION

In the determination of whether an asset or liability is current or non-current, consideration is given to the time when each asset or liability is expected to be settled. Unless otherwise stated assets or liabilities are classified as current if expected to be settled within the next 12 months, being the Council's operational cycle.

NOTES TO THE STATEMENT OF FINANCIAL ACTIVITY

FOR THE PERIOD ENDED 31 OCTOBER 2025

NOTE 1

STATEMENT OF FINANCIAL ACTIVITY INFORMATION (ALTERNATE PRESENTATION)

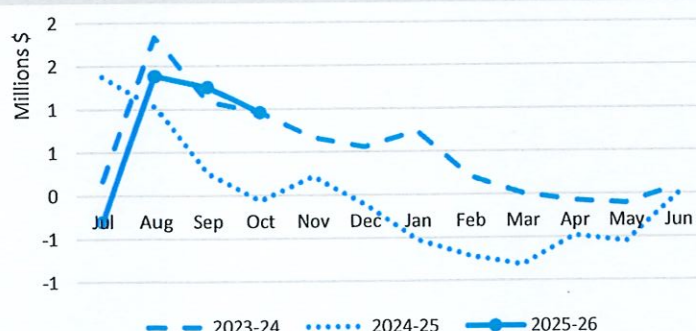
Adjusted Net Current Assets	Note	Last Years Closing 30/06/2025	This Time Last Year 31/10/2024	Year to Date Actual 31/10/2025
		\$	\$	\$
Current Assets				
Cash Unrestricted	3	600,851	686,678	1,985,082
Cash Restricted - Reserves	3	275,290	635,632	277,198
Cash Restricted - Bonds & Deposits	3	0	0	0
Receivables - Rates	4	26,007	176,225	460,507
Receivables - Other	4	79,821	206,667	68,441
Other Assets Other Than Inventories	5	407,295	125,147	208,709
Inventories	5	70,753	49,912	52,413
		1,460,018	1,880,262	3,052,350
Less: Current Liabilities				
Payables	6	(307,481)	(66,151)	(63,543)
Contract and Capital Grant/Contribution Liabilities	10	(664,382)	(1,060,531)	(1,532,605)
Bonds & Deposits	6	(7,685)	(6,985)	(7,485)
Loan Liability	7	(34,853)	(3,204)	(33,206)
Lease Liability	8	(43,751)	(26,528)	(28,352)
Provisions	10	(231,100)	(196,434)	(231,100)
		(1,289,252)	(1,359,833)	(1,896,292)
Less: Cash Reserves	9	(275,290)	(635,632)	(277,198)
Add Back: Component of Leave Liability not Required to be funded		22,097	21,744	22,276
Add Back: Loan Liability		34,853	3,204	33,206
Add Back: Lease Liability		43,751	26,528	28,352
Less : Loan Receivable - clubs/institutions		0	0	0
Less : Trust Transactions Within Muni		0	0	0
Net Current Funding Position		(3,823)	(63,727)	962,695

SIGNIFICANT ACCOUNTING POLICIES

Please see Note 1(a) for information on significant accounting policies relating to Net Current Assets.

KEY INFORMATION

The amount of the adjusted net current assets at the end of the period represents the actual surplus (or deficit if the figure is a negative) as presented on the Rate Setting Statement.



This Year YTD

Surplus(Deficit)

\$.96 M

Last Year YTD

Surplus(Deficit)

NOTES TO THE STATEMENT OF FINANCIAL ACTIVITY
FOR THE PERIOD ENDED 31 OCTOBER 2025

NOTE 2
EXPLANATION OF MATERIAL VARIANCES

The material variance thresholds are adopted annually by Council as an indicator of whether the actual expenditure or revenue varies from the year to date Actual materially.

The material variance adopted by Council for the 2025-26 year is \$10,000 or 10.00% whichever is the greater.

Nature or type	Var. \$	Var. %	Explanation of positive variances		Explanation of negative variances	
			Timing	Permanent	Timing	Permanent
Surplus or deficit at the start of the financial year	\$ (93,311)	(104.27%) ▼			Budgeted closing position estimate higher than currently at year end. NB: The Shire's accounts are still not closed off or audited so the closing position may yet change.	
Revenue from operating activities						
Operating grants, subsidies and contributions	87,515	57.16% ▲	The MRWA Direct grant and CRC operational grant funding received ahead of budget.			
Fees and charges	75,500	30.63% ▲	Refuse collection fees and fuel sales ahead of budget phasing.			
Profit on disposal of assets	(51,800)	(100.00%) ▼			Asset disposals have not yet eventuated but have been budgeted for.	
Expenditure from operating activities						
Employee costs	(115,732)	(24.96%) ▼			Various employee costs are running ahead of budget at this point in time.	
Materials and contracts	(69,946)	(14.21%) ▼			Various material and contract costs are running ahead of budget at this point in time.	
Depreciation on non-current assets	(504,882)	(2981.12%) ▼			Asset depreciation has commenced for 2025/26, however the majority of budgeted depreciation does not commence until December 2025.	
Finance costs	10,343	105.29% ▲	Interest on loan borrowing and lease repayments are currently behind budget.			
Insurance expenses	(95,062)	(191.03%) ▼			Insurance premiums have been paid ahead of budget phasing.	
Investing activities						
Proceeds from capital grants, subsidies and contributions	(276,800)	(75.99%) ▼	Recognition of revenue which is tied to capital projects is currently ahead of budget.			

NOTES TO THE STATEMENT OF FINANCIAL ACTIVITY
FOR THE PERIOD ENDED 31 OCTOBER 2025

OPERATING ACTIVITIES
NOTE 4
RATE REVENUE

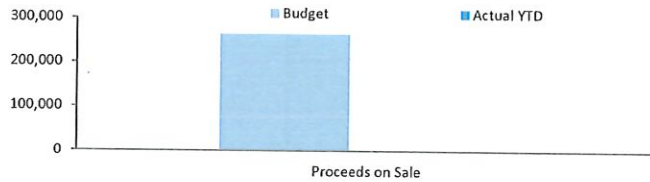
General rate revenue												
RATE TYPE		Rate in \$ (cents)	Number of Properties	Rateable Value	Rate Revenue	Interim Rate	Total Revenue	Rate Revenue	Interim Rates	Back Rates	Total Revenue	
					\$	\$	\$	\$	\$	\$	\$	
Gross rental value	GRV Residential	0.15320	34	406,640	62,297	0	62,297	62,297	0	0	62,297	
	GRV Special Use	0.15320	2	127,920	19,597	0	19,597	19,597	0	0	19,597	
	GRV Rural Residential	0.15320	57	771,170	118,143	0	118,143	118,143	0	0	118,143	
	GRV Industrial	0.15320	2	35,360	5,417	0	5,417	5,417	0	0	5,417	
	UV Rural, Rural Residential and Mining Tenements					0	0	0	0	0	0	
	Non Rateable					0	0	0	0	0	0	
	Unimproved value											
	UV Rural, Rural Residential and Mining Tenements	0.00516	133	298,629,000	1,540,329	0	1,540,329	1,540,328	0	0	1,540,328	
	Non Rateable											
	Non Rateable	0.00000	0	0	0	0	0	0	0	0	0	
Sub-Total			228	299,970,090	1,745,783	0	1,745,783	1,745,783	0	0	1,745,783	
Minimum \$												
Gross rental value	GRV Residential	1,600	46	247,768	73,600	0	73,600	73,600	0	0	73,600	
	GRV Special Use	1,600	2	14,133	3,200	0	3,200	3,200	0	0	3,200	
	GRV Rural Residential	1,600	45	200,504	72,000	0	72,000	72,000	0	0	72,000	
	Unimproved value											
	UV Rural, Rural Residential and Mining Tenements	1,600	95	18,438,335	152,000	0	152,000	152,000	0	0	152,000	
	Sub-total		188	18,900,740	300,800	0	300,800	300,800	0	0	300,800	
	Discount		416	318,870,830	2,046,583	0	2,046,583	2,046,583	0	0	2,046,583	
	Concession					0	0					
	Amount from general rates											
Rates Written Off		0	0	0	0	0	0	0	0	0		
Ex-gratia rates		0	0	0	0	0	4,835	4,835	0	0	4,835	
Total			416				2,051,418				2,051,405	

KEY INFORMATION

Prepaid rates are, until the taxable event for the rates has occurred, refundable at the request of the ratepayer. Rates received in advance give rise to a financial liability. On 1 July 2021 the prepaid rates were recognised as a financial asset and a related amount was recognised as a financial liability and no income was recognised. When the taxable event occurs the financial liability is extinguished and income recognised for the prepaid rates that have not been refunded.

Asset Ref.	Asset description	Budget				YTD Actual			
		Net Book Value	Proceeds	Profit	(Loss)	Net Book Value	Proceeds	Profit	(Loss)
		\$	\$	\$	\$	\$	\$	\$	\$
	Plant and equipment								
	Transport								
		0	0	0	0	0	0	0	0
647	2016 Isuzu Crew Cab Truck - WD.6	6,585	55,000	48,415	0	0	0	0	0
693	2024 Isuzu MU-X 4X4 LSU Auto 3.0L (OM) WD001	17,393	51,500	34,107	0	0	0	0	0
692	2024 Isuzu MU-X 4X4 SUV Wagon Auto 3.0L (CEO) OWD	20,079	54,000	33,921	0	0	0	0	0
	Isuzu MU-X 0 WD (Second Changeover)	43,500	54,000	10,500	0	0	0	0	0
695	2024 Isuzu D-MAX RG1 C/CAB SX Auto 3.0L (WS)	21,042	49,500	28,458	0	0	0	0	0
		108,598	264,000	155,402	0	0	0	0	0

The Shire has no assets budgeted for disposal in 2023/24.



	Adopted Budget	Amended Budget	YTD Budget	YTD Actual	YTD Actual Variance
Capital acquisitions	\$	\$	\$	\$	\$
Land held for resale - cost	50,000	50,000	0	0	0
Buildings	9,000	9,000	2,996	0	(2,996)
Furniture and equipment	22,000	22,000	15,332	0	(15,332)
Plant and equipment	409,000	409,000	0	3,182	3,182
Infrastructure - roads	2,884,651	2,884,651	288,459	408,374	119,915
Infrastructure - bridges	1,151,411	1,151,411	115,142	0	(115,142)
Infrastructure - footpaths	5,902	5,902	588	0	(588)
Payments for Capital Acquisitions	4,531,964	4,531,964	422,517	411,556	(10,961)
Capital Acquisitions Funded By:					
	\$	\$	\$	\$	\$
Capital grants and contributions	3,642,725	3,642,725	364,269	87,469	(276,800)
Other (disposals & C/Fwd)	264,000	264,000	0	0	0
Cash backed reserves					
Plant replacement reserve	145,000	145,000	0	0	0
WSFN Funding reserve	35,000	35,000	0	0	0
Contribution - operations	445,239	445,239	58,248	324,086	265,838
Capital funding total	4,531,964	4,531,964	422,517	411,556	(10,961)

SIGNIFICANT ACCOUNTING POLICIES

Each class of fixed assets within either plant and equipment or infrastructure, is carried at cost or fair value as indicated less, where applicable, any accumulated depreciation and impairment losses.

Assets for which the fair value as at the date of acquisition is under \$5,000 are not recognised as an asset in accordance with *Financial Management Regulation 17A (5)*. These assets are expensed immediately.

Where multiple individual low value assets are purchased together as part of a larger asset or collectively forming a larger asset exceeding the threshold, the individual assets are recognised as one asset and capitalised.


Initial recognition and measurement for assets held at cost

Plant and equipment including furniture and equipment is recognised at cost on acquisition in accordance with *Financial Management Regulation 17A*. Where acquired at no cost the asset is initially recognise at fair value. Assets held at cost are depreciated and assessed for impairment annually.

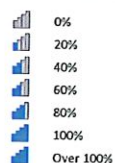
Initial recognition and measurement between mandatory revaluation dates for assets held at fair value

In relation to this initial measurement, cost is determined as the fair value of the assets given as consideration plus costs incidental to the acquisition. For assets acquired at zero cost or otherwise significantly less than fair value, cost is determined as fair value at the date of acquisition. The cost of non-current assets constructed by the Shire includes the cost of all materials used in construction, direct labour on the project and an appropriate proportion of variable and fixed overheads.

Payments for Capital Acquisitions



Capital expenditure total
Level of completion indicators



Percentage Year to Date Actual to Annual Budget expenditure where the expenditure over budget highlighted in red.

Level of completion indicator, please see table at the end of this note for further detail.

Account Number	Job Number	Sheet Category	Account/Job Description	Adopted Budget	Amended Budget	YTD Budget	YTD Actual	Variance (Under)/Over
				\$	\$	\$	\$	\$
Land Held for Resale								
Other Property & Services								
E14761	511		Land Held for Resale - Industrial Estate & Lot 801	(50,000)	(50,000)	0	0	0
Total - Other Property & Services				(50,000)	(50,000)	0	0	0
Total - Land Held for Resale				(50,000)	(50,000)	0	0	0
Buildings								
Economic Services								
E13260	521		Purchase Buildings-Tourism	(9,000)	(9,000)	(2,996)	0	2,996
Total - Economic Services				(9,000)	(9,000)	(2,996)	0	2,996
Total - Buildings				(9,000)	(9,000)	(2,996)	0	2,996
Plant & Equipment								
Transport								
E12360	525		Purchase Plant & Equipment-Plant	(409,000)	(409,000)	0	(3,182)	(3,182)
Total - Transport				(409,000)	(409,000)	0	(3,182)	(3,182)
Total - Plant & Equipment				(409,000)	(409,000)	0	(3,182)	(3,182)
Furniture & Equipment								
Economic Services								
E13450	523		CRC - Purchase Furniture & Equipment*	(10,000)	(10,000)	(3,332)	0	3,332
Total - Economic Services				(10,000)	(10,000)	(3,332)	0	3,332
Other Property & Services								
E14560	523		Purchase Furniture & Equipment-Administration	(12,000)	(12,000)	(12,000)	0	12,000
Total - Other Property & Services				(12,000)	(12,000)	(12,000)	0	12,000
Total - Furniture & Equipment				(22,000)	(22,000)	(15,332)	0	15,332
Infrastructure - Roads								
Transport								
E12102	RRG007	541	RRG - York William Rd Final Seal SLK 0.00-3.00(10mm CRM)	(220,500)	(220,500)	(22,048)	(7,358)	14,690
E12102	RRG242	541	RRG - York Williams Road Reconstruct from SKL 3.00-6.00	(676,960)	(676,960)	(67,695)	(60,202)	7,493
E12103	RTR56	541	R2R - North Bannister Wandering and Wandering Pingelly road Seal Repairs	(86,447)	(86,447)	(8,644)	0	8,644
E12105	WSFN241	541	North Bannister Wandering Road-Upgrade and Overlay Pavement SLK9.10 to SLK13.37	(297,672)	(297,672)	(29,766)	(323,814)	(294,048)
E12105	WSFN0055	541	WSFN - Wandering Bannister Rd SLK 9.10-13.60 (4.5km)	(1,603,072)	(1,603,072)	(160,306)	(17,000)	143,306
Total - Transport				(2,884,651)	(2,884,651)	(288,459)	(408,374)	(119,915)
Total - Infrastructure - Roads				(2,884,651)	(2,884,651)	(288,459)	(408,374)	(119,915)
Infrastructure - Footpaths								
Transport								
E12140	BN03	543	Bike Network - Cheetaning St Shared Path (Design)	(5,902)	(5,902)	(588)	0	588
Total - Transport				(5,902)	(5,902)	(588)	0	588
Total - Infrastructure - Footpaths				(5,902)	(5,902)	(588)	0	588
Infrastructure - Bridges								
Transport								
E12120	BR0424	550	Bridge replacement 0424A Wandering Pingelly RD	(1,151,411)	(1,151,411)	(115,142)	0	115,142
Total - Transport				(1,151,411)	(1,151,411)	(115,142)	0	115,142
Total - Infrastructure - Bridges				(1,151,411)	(1,151,411)	(115,142)	0	115,142
Grand Total				(4,531,964)	(4,531,964)	(422,517)	(411,556)	10,961

NOTES TO THE STATEMENT OF FINANCIAL ACTIVITY
FOR THE PERIOD ENDED 31 OCTOBER 2025

FINANCING ACTIVITIES
NOTE 7
BORROWINGS

Repayments - borrowings

Information on borrowings

Particulars	Loan No.	1 July 2025	New Loans			Principal Repayments			Principal Outstanding			Interest Repayments		
			Actual	Adopted Budget	Amended Budget	Actual	Adopted Budget	Amended Budget	Actual	Adopted Budget	Amended Budget	Actual	Adopted Budget	Amended Budget
		\$	\$	\$	\$	\$	\$	\$	\$	\$	\$	\$	\$	\$
Other property and services														
Industrial Estate Development	10	63,008	0	0	0	(1,647)	(6,626)	(6,626)	61,361	56,382	56,382	(701)	(2,795)	(2,795)
Industrial Estate Development	11	350,000	0	0	0	0	(28,153)	(28,153)	350,000	321,847	321,847	4,041	(16,106)	(16,106)
Total		413,008	0	0	0	(1,647)	(34,779)	(34,779)	411,361	378,229	378,229	3,340	(18,901)	(18,901)
Current borrowings		34,853							33,206					
Non-current borrowings		378,154							378,154					
		413,008							411,361					

All debenture repayments were financed by general purpose revenue.

The Shire has no unspent debenture funds as at 30th June 2025, nor is it expected to have unspent funds as at 30th June 2026.

KEY INFORMATION

Borrowing costs are recognised as an expense when incurred except where they are directly attributable to the acquisition, construction or production of a qualifying asset. Where this is the case, they are capitalised as part of the cost of the particular asset until such time as the asset is substantially ready for its intended use or sale.

Fair values of borrowings are not materially different to their carrying amounts, since the interest payable on those borrowings is either close to current market rates or the borrowings are of a short term nature. Non-current borrowings fair values are based on discounted cash flows using a current borrowing rate.

NOTES TO THE STATEMENT OF FINANCIAL ACTIVITY
FOR THE PERIOD ENDED 31 OCTOBER 2025

FINANCING ACTIVITIES
NOTE 8
LEASE LIABILITIES

Repayments - leases

Information on leases

Particulars	Lease No.	1 July 2025	New Leases			Principal Repayments			Principal Outstanding		Interest Repayments	
			Actual	Adopted Budget	Amended Budget	Actual	Adopted Budget	Amended Budget	Actual	Adopted Budget	Amended Budget	Actual
Transport		\$	\$	\$	\$	\$	\$	\$	\$	\$	\$	\$
JCB Excavator	1	151,252	0	0	0	(15,399)	(43,751)	(43,751)	135,853	107,501	107,501	(2,821)
Total		151,252	0	0	0	(15,399)	(43,751)	(43,751)	135,853	107,501	107,501	(2,821)
Current lease liabilities												
Non-current lease liabilities		43,751							28,352			
		107,501							107,501			
		151,252							135,853			

All lease repayments were financed by general purpose revenue.

KEY INFORMATION

At inception of a contract, the Shire assesses if the contract contains or is a lease. A contract is or contains a lease, if the contract conveys the right to control the use of an identified asset for a period of time in exchange for consideration. At the commencement date, a right of use asset is recognised at cost and lease liability at the present value of the lease payments that are not paid at that date. The lease payments are discounted using that date. The lease payments are discounted using the interest rate implicit in the lease, if that rate can be readily determined. If that rate cannot be readily determined, the Shire uses its incremental borrowing rate.

All contracts classified as short-term leases (i.e. a lease with a remaining term of 12 months or less) and leases of low value assets are recognised as an operating expense on a straight-line basis over the term of the lease.

NOTES TO THE STATEMENT OF FINANCIAL ACTIVITY
FOR THE PERIOD ENDED 31 OCTOBER 2025

OPERATING ACTIVITIES
NOTE 9
RESERVE ACCOUNTS

Reserve accounts

Reserve name	Opening Balance	Budget Interest Earned	Actual Interest Earned	Budget Transfers In (+)	Actual Transfers In (+)	Budget Transfers Out (-)	Actual Transfers Out (-)	Budget Closing Balance	Actual YTD Closing Balance
	\$	\$	\$	\$	\$	\$	\$	\$	\$
Restricted by Council									
Leave reserve	22,096.97	963.00	179.17	0.00	0.00	0.00	0.00	23,059.97	22,276.14
Land & building reserve	87,729.28	3,824.00	711.34	0.00	0.00	0.00	0.00	91,553.28	88,440.62
Plant replacement reserve	3,662.28	160.00	29.70	318,086.00	0.00	(145,000.00)	0.00	176,908.28	3,691.98
Office equipment reserve	16,859.57	735.00	136.70	0.00	0.00	0.00	0.00	17,594.57	16,996.27
Fuel facility reserve	104,941.97	4,574.00	850.92	0.00	0.00	0.00	0.00	109,515.97	105,792.89
WSFN Funding reserve	40,000.00	1,744.00	0.00	0.00	0.00	(35,000.00)	0.00	6,744.00	40,000.00
	275,290.07	12,000.00	1,907.83	318,086.00	0.00	(180,000.00)	0.00	425,376.07	277,197.90

NOTES TO THE STATEMENT OF FINANCIAL ACTIVITY
FOR THE PERIOD ENDED 31 OCTOBER 2025

NOTE 10
BUDGET AMENDMENTS

Amendments to original budget since budget adoption. Surplus/(Deficit)

GL/JOB Code	Description	Council Resolution	Classification	Non Cash Adjustment	Increase In Available Cash	Decrease in Available Cash	Amended Budget Running Balance
	Budget adoption			\$	\$	\$	\$
			Opening Surplus(Deficit)			0	0
							0
							0
							0
				0	0	0	0

13.2 Accounts for Payment 31 October 2025

File Reference:	N/A
Location:	N/A
Applicant:	N/A
Author:	Dr Alistair Pinto – Chief Executive Officer
Authorising Officer	Dr Alistair Pinto – Chief Executive Officer
Date:	10 November 2025
Disclosure of Interest:	N/A
Attachments:	Payment Listing and Credit Card Statement 31 October 2025
Previous Reference:	Nil

Summary:

Council to note payments of accounts as presented.

Background:

The schedule of accounts is included as an attachment for Council information.

Comment:

If you have any questions regarding payments in the listing please contact the office prior to the Council meeting.

Consultation:

There has been no consultation.

Statutory Environment:

Section 12 of the *Local Government (Financial Management) Regulations 1996* states that

12 (1) A list of creditors is to be compiled for each month showing –

- (a) The payee's name;
- (b) The amount of the payment;
- (c) Sufficient information to identify to transaction; and
- (d) The date of the meeting of the council to which the list is to be presented.

Policy Implications:

There are no policy implications.

Financial Implications:

There are no financial implications.

Strategic Implications:

Improve Our Financial Position

Our Goals	Our Strategies
The Wandering Shire is financially sustainable	<ul style="list-style-type: none"> • Improve accountability and transparency • Develop an investment strategy that plans for the future and provides cash backed reserves to meet operational needs • Prudently manage our financial resources to ensure value for money • Reduce reliance on operational grants

Sustainability Implications:

- Environmental: There are no known significant environmental considerations.
- Economic: There are no known significant economic considerations.
- Social: There are no known significant social considerations.

Risk Implications:

Risk	Low (2)
Risk Likelihood (based on history and with existing controls)	Low (2)
Risk Impact / Consequence	Low (2)
Risk Rating (Prior to Treatment or Control)	Low (2)
Principal Risk Theme	Low (2)
Risk Action Plan (Controls or Treatment Proposed)	Low (2)

Risk Matrix:

Consequence Likelihood		Insignificant	Minor	Moderate	Major	Catastrophic
		1	2	3	4	5
Almost Certain	5	Medium (5)	High (10)	High (15)	Extreme (20)	Extreme (25)
Likely	4	Low (4)	Medium (8)	High (12)	High (16)	Extreme (20)
Possible	3	Low (3)	Medium (6)	Medium (9)	High (12)	High (15)
Unlikely	2	Low (2)	Low (4)	Medium (6)	Medium (8)	High (10)
Rare	1	Low (1)	Low (2)	Low (3)	Low (4)	Medium (5)

A risk is often specified in terms of an event or circumstance and the consequences that may flow from it. An effect may be positive, negative or a deviation from the expected and may be related to the following objectives; occupational health and safety, financial, service interruption, compliance, reputation and environment. A risk matrix has been prepared and a risk rating of two (2) has been determined for this item. Any items with a risk rating over 10 (considered to be high or extreme risk) will be added to the Risk Register to ensure Local Government Act and Regulations compliance.

Voting Requirements:

Simple Majority

Shire of Wandering**Certificate of Expenditure –31 October 2025**

This Schedule of Accounts to be passed for payment covering:

Payment Method	Cheque/EFT/DD Number	Amount
Municipal Fund:		
Electronic Funds Transfers	EFT10689 – EFT 10756	\$325,814.12
Direct Debits	DD5438.1 – DD5483.11	\$ 65,742.20
Cheques	N/A	-
	TOTAL	\$391,556.32

to the Municipal and Trust Accounts, totalling \$391,556.32 which were submitted to each member of the Council on 20 November 2025 have been checked and fully supported by vouchers and invoices which are submitted herewith, have been duly certified as to the receipt of goods and the rendition of services and as to prices, computations, and costings.

Dr Alistair Pinto
Chief Executive Officer

111125 Moved: Cr R Cowan Seconded: Cr P Latham

Recommendation and Council Decision:

That in accordance with section 13 of the Financial Management Regulations of the *Local Government Act 1995* and in accordance with delegation, payment of Municipal Fund vouchers, Licensing, Salaries and Wages and EFT Transfers, Direct Debit totalling \$391,556.32 (attached) be noted as approved for payment and credit card statement be noted.

Carried by Simple Majority 6/0

For: Cr Little, Cr Price, Cr Cowan, Cr Jennings, Cr Latham, Cr Thompson

Against: Nil

Shire of Wandering
List of Accounts for Payments for October 2025

Chq/EFT	Date	Name	Description	Amount	Amount
EFT10689	02/10/2025	Junnapullin Pty Ltd	Rates Refund		-\$ 63.13
A544	02/10/2025	Junnapullin Pty Ltd	Rates refund for assessment A544	\$ 63.13	
EFT10690	14/10/2025	Shire of Wandering Christmas Club	Payroll Deduction		-\$ 165.00
DEDUCTION	07/10/2025	Shire of Wandering Christmas Club	Payroll Deduction	\$ 165.00	
EFT10691	14/10/2025	Shire of Wandering Staff Lotto	Payroll Deduction		-\$ 60.00
DEDUCTION	07/10/2025	Shire of Wandering Staff Lotto	Payroll Deduction	\$ 60.00	
EFT10693	15/10/2025	Altus Planning	Town Planning September 2025		-\$ 1,072.50
AP4157	07/10/2025	Altus Planning	September 2025	\$ 1,072.50	
EFT10694	15/10/2025	Armada Mower World & Service Co	Parks & Gardens - Whipper snipper parts		-\$ 202.50
64979#1	08/10/2025	Armada Mower World & Service Co	Whipper snipper parts	\$ 202.50	
EFT10695	15/10/2025	Australian Communications & Media Authority	Licence renewal 5504358732		-\$ 116.00
504358732	11/10/2025	Australian Communications & Media Authority	Licence renewal 5504358732	\$ 116.00	
EFT10696	15/10/2025	Avon Waste	Domestic & commercial general waste services		-\$ 5,403.44
00072178	30/09/2025	Avon Waste	Fuel facility bin, North Bannister bins, General waste to landfill gate fee, Recycling Services, Recycle processing, Transfer Station general waste bins, General waste to landfill gate fee, Transfer Station recycle bins, Recycle processing fee, Building waste bin hire	\$ 5,403.44	
EFT10697	15/10/2025	Best Office Systems	Copier Contract - Shire		-\$ 459.86
650931	23/09/2025	Best Office Systems	Copier Contract - Shire, B&W copies, Colour copies	\$ 459.86	
EFT10698	15/10/2025	Bob Waddell & Associates	Accounting Services		-\$ 1,144.00
4776	06/10/2025	Bob Waddell & Associates	2024/2025 Annual Financial Report	\$ 88.00	
4785	13/10/2025	Bob Waddell & Associates	2024/2025 Annual Financial Report	\$ 1,056.00	
EFT10699	15/10/2025	Boddington Electrical Services Pty Ltd	Caravan Park Expenses		-\$ 403.26
0365	06/10/2025	Boddington Electrical Services Pty Ltd	Remove faulty RCD from Caravan power box 3 and install new RCD. Damage caused by white ants	\$ 403.26	

Chq/EFT	Date	Name	Description	Amount	Amount
EFT10700	15/10/2025	Boddington News	Staffing Position Advertisement		-\$ 50.00
688	11/10/2025	Boddington News	Senior Finance Officer	\$ 50.00	
EFT10701	15/10/2025	Boddington Plumbing and Gas	Caravan Park Expenses		-\$ 3,217.50
0357	30/09/2025	Boddington Plumbing and Gas	Repairs to drains at Wandering caravan park	\$ 1,457.50	
0342	02/10/2025	Boddington Plumbing and Gas	Repairs to drains at Wandering caravan park	\$ 1,760.00	
EFT10702	15/10/2025	Bookeasy Australia Pty Ltd	Caravan Park Expense		-\$ 242.00
00007554	30/09/2025	Bookeasy Australia Pty Ltd	Online booking system fee - Caravan Park, Sep 2025	\$ 242.00	
EFT10703	15/10/2025	Bunbury Settlement Services	Property Title Expenses		-\$ 2,622.32
31902	11/09/2025	Bunbury Settlement Services	Application for new titles for Ferguson Way	\$ 2,622.32	
EFT10704	15/10/2025	Bunnings Trade	Parks & Gardens - Various Plants		-\$ 134.48
2432/01457377	08/10/2025	Bunnings Trade	Various Plants	\$ 134.48	
EFT10705	15/10/2025	C & D Cutri	Works- Equipment Repairs		-\$ 24,134.00
086	09/10/2025	C & D Cutri	Repairs as per quote -041 on the 10/07/2025	\$ 24,134.00	
EFT10706	15/10/2025	Department of Transport & Major Infrastructure	Rejected Direct Debits WADO2 =		-\$ 10,275.00
WADO202509	18/09/2025	Department of Transport & Major Infrastructure	Rejected Direct Debits on 18/09,, -22/09, 23/09	\$ 10,275.00	
EFT10707	15/10/2025	Focus Networks	Managed Computers Services		-\$ 4,959.90
SAAS-15154	10/10/2025	Focus Networks	Monthly Managed Services (SAAS) Firewall/Remote Services and Antivirus Software Management-Rates Services, CRC, Works Admin, Admin	\$ 1,695.10	
MPSD-15123	10/10/2025	Focus Networks	Managed Computer /Server Services and Support-Rates CRC, Works Admin, Administration	\$ 3,264.80	
EFT10708	15/10/2025	JEB Cleaning Services	Shire Cleaning Contract		-\$ 2,704.78
0030	29/09/2025	JEB Cleaning Services	Cleaning contract, 29/09/2025-12/10/2025	\$ 2,704.78	
EFT10709	15/10/2025	LG Best Practices Pty Ltd	Finance & Payroll Assistance		-\$ 7,832.00
22908	30/06/2025	LG Best Practices Pty Ltd	Creditors Support	\$ 3,432.00	
23064	30/09/2025	LG Best Practices Pty Ltd	Finance Assistance, Payroll Assistance	\$ 4,400.00	

Chq/EFT	Date	Name	Description	Amount	Amount
EFT10710	15/10/2025	LGISWA	Shire Insurance 30/06/2025-30/06/2026		
100-160493-02	01/10/2025	LGISWA	Workers Compensation , Public Liability - Council Members, Works Insurance, Depot maintenance (incl buildings), Admin Insurance, Property Insurance -x 5 shire Properties, Property Insurance - Refuse Site, Watts St Public Toilets, Pumphreys Bridge Public Toilets, Codjatonine Public Toilets, Cemetery, Wandering Community Centre, Parks, Gardens and Reserves, Wandering Tennis Courts, Bowling Greens, Playgrounds, Skate Park, Caravan Park, Vintage Machinery Shed, CRC, Fuel Facility, Bushfire - LGS Bushfire, Cyber Security - Crime, Motor Vehicle - Plant, Personal Accident - Members, Travel - Members, Management Liability	\$ 81,102.07	-\$ 83,005.27
100-162540	03/10/2025	LGISWA	LGIS Membership 30/06/24-30/06/25 - Adjustment of Endorsement Period	\$ 1,903.20	
EFT10711	15/10/2025	Local Government Professionals Australia WA	LG Professional State conference-		-\$ 1,700.00
46975	02/10/2025	Local Government Professionals Australia WA	Alistar Pinto	\$ 1,700.00	
EFT10712	15/10/2025	M2 Technology Group	On hold Messages, After Hours and Seasonal Messages		-\$ 330.00
00114600	03/10/2025	M2 Technology Group	Quarterly Fee-On hold Messages, After Hours and Seasonal Messages	\$ 330.00	
EFT10713	15/10/2025	Narrogin Whitford Fertilisers	Works - Supplies		-\$ 990.00
00011275	03/10/2025	Narrogin Whitford Fertilisers	1000kg of fertiliser for Shire of Wandering	\$ 990.00	

Chq/EFT	Date	Name	Description	Amount	Amount
EFT10714	15/10/2025	Officeworks	Stationery Order - Shire Office & Caravan expenses		-\$ 374.64
623121400	05/08/2025	Officeworks	Toilet Paper, Hand Towel, Paper A4, Paper A3, Milk - 10 Pack 1 Litre, Milk - 32 Pack 150ML, Coffee - Nescafe 43 Blend, white sugar, Raw sugar, Earbuds, Wireless laser presenter, Dishmatic Stand Handle, Sabco Sponge Scourers 30 Pack, Sabco Antibacterial Wipes 100 Pack Green, Northfork Food Surface Sanitiser 5L, Northfork GECA Dishwashing Liquid 5L, Key tags, Calculator	\$ 374.64	
EFT10715	15/10/2025	Quest Payment Systems	Fuel Facility Expense		-\$ 418.00
63527	13/10/2025	Quest Payment Systems	Monthly maintenance fee - Fuel Facility, October 2025	\$ 418.00	
EFT10716	15/10/2025	RingCentral	Phone system Administration		-\$ 662.00
CD-001240266	06/10/2025	RingCentral	Phone system Administration, Phone system Harvest Ban Line, Phone system Council Chambers, Phone system Engineering and Works, Phone system CRC	\$ 662.00	
EFT10717	15/10/2025	Sheryl Little	LG Convention		-\$ 1,112.80
001	02/10/2025	Sheryl Little	Parking and accommodation - Cr S Little	\$ 1,112.80	
EFT10718	15/10/2025	Startrack Express	Freight - library books		-\$ 129.92
2000990321	02/10/2025	Startrack Express	Freight - library books	\$ 129.92	
EFT10719	15/10/2025	WA Contract Ranger Services	Contract Ranger Services		-\$ 664.13
6618	10/10/2025	WA Contract Ranger Services	Contract Ranger Service, Labour & travel	\$ 664.13	
EFT10720	15/10/2025	Wandering Annual Fair	Wandering Fair Committee		-\$ 2,000.00
WANDO	01/07/2025	Wandering Annual Fair	Grant - 2025 Shire Financial Assistance Grants	\$ 2,000.00	
EFT10721	15/10/2025	Wandering Rural	Parks & Gardens Expense		-\$ 427.83
11767	08/10/2025	Wandering Rural	Fusilade, Submersible pump for septic tank, Premium potting mix	\$ 427.83	
EFT10722	15/10/2025	Wandering Tavern	Councillors Meals- 18/09/2025		-\$ 169.70
000075	10/10/2025	Wandering Tavern	Councillors Meals	\$ 169.70	

Chq/EFT	Date	Name	Description	Amount	Amount
EFT10723	15/10/2025	Waroona Septics	Caravan Expense		-\$ 3,478.70
62786	07/10/2025	Waroona Septics	Pump out at caravan	\$ 3,478.70	
EFT10724	15/10/2025	Westrac	Works - Equipment Service		-\$ 3,858.93
SI1860898	08/10/2025	Westrac	4500hr service, 500hr service -WD920	\$ 1,879.38	
SI1860899	08/10/2025	Westrac	4500hr service PG3, 500hr service	\$ 1,979.55	
EFT10725	24/10/2025	Shire of Wandering Christmas Club	Payroll Deduction		-\$ 165.00
DEDUCTION	21/10/2025	Shire of Wandering Christmas Club	Payroll Deduction	\$ 165.00	
EFT10726	24/10/2025	Shire of Wandering Staff Lotto	Payroll Deduction		-\$ 60.00
DEDUCTION	21/10/2025	Shire of Wandering Staff Lotto	Payroll Deduction	\$ 60.00	
EFT10727	30/10/2025	Adobe Systems Software Ireland Ltd	ADOBE Subscription		-\$ 7,775.46
3260956755	24/10/2025	Adobe Systems Software Ireland Ltd	Annual Subscription-Adobe Licencing OCT25-Oct26	\$ 7,775.46	
EFT10728	30/10/2025	Alan John Price	Councillor Allowances July-Sep - A PRICE		-\$ 1,672.49
JUL-SEP25	29/10/2025	Alan John Price	Deputy President allowances, IT allowance, Meeting Allowance	\$ 1,672.49	
EFT10729	30/10/2025	Allused Pty Ltd	Works - Equipment Purchase		-\$ 9,625.00
172491	16/10/2025	Allused Pty Ltd	New Batter/Mud Bucket - Volvo Excavator - WD.141	\$ 9,625.00	
EFT10730	30/10/2025	Allwest Plant Hire	Works - Equipment Hire		-\$ 4,840.00
43503	30/09/2025	Allwest Plant Hire	Roller Hire- - 01/09/2025-30/09/2025	\$ 4,840.00	
EFT10731	30/10/2025	Australian Taxation Office	BAS September 2025		-\$ 29,073.00
BASSEP25	30/09/2025	Australian Taxation Office	GST on Sales, Group Tax Clearing, Quarterly FBT Instalment, GST on Purchases, Fuel Credits, Rounding, Tax Withheld	\$ 29,073.00	
EFT10732	30/10/2025	Best Office Systems	Copier Contract - Shire		-\$ 107.66
652280	28/10/2025	Best Office Systems	Copier Contract - Shire , B&W copies, Colour copies	\$ 107.66	
EFT10733	30/10/2025	Bob Waddell & Associates	Financial Assistance		-\$ 3,080.00
4797	21/10/2025	Bob Waddell & Associates	Assistance Sept F/Statements	\$ 660.00	
4805	27/10/2025	Bob Waddell & Associates	Assistance 2024/25 Financial Report	\$ 2,420.00	
EFT10734	30/10/2025	Boddington Electrical Services Pty Ltd	Caravan Park Expense		-\$ 325.55
0345	28 AUG 0205	Boddington Electrical Services Pty Ltd	Caravan park flood lights and hot water system to toilet block	\$ 292.55	
0377	12/10/2025	Boddington Electrical Services Pty Ltd	LED Globes for Caravan Park	\$ 33.00	

Chq/EFT	Date	Name	Description	Amount	Amount
EFT10735	30/10/2025	Boddington News	Staffing Position Advertisement		-\$ 62.00
685	11/10/2025	Boddington News	Boddington News, Edition # 769	\$ 12.00	
695	24/10/2025	Boddington News	Finance Officer Advertisement	\$ 50.00	
EFT10736	30/10/2025	Cr Gillian Hansen	Councillor Allowances July-Sep 2025 G. HANSEN		-\$ 1,272.49
JUL-SEP25	29/10/2025	Cr Gillian Hansen	Meeting allowance, IT allowance	\$ 1,272.49	
EFT10737	30/10/2025	Dennis Jennings	Councillor Allowances July-Sep 2025 D. JENNINGS		-\$ 1,272.49
JUL-SEP25	29/10/2025	Dennis Jennings	Meeting allowance, IT allowance	\$ 1,272.49	
EFT10738	30/10/2025	Focus Networks	Computer Expenses		-\$ 7,912.95
11490G	20/10/2025	Focus Networks	Windows Server Licence Pack, remote desktop Service - 1 year, Windows Server 2025 Standard - 8 Core License Pack, Remaining Project Tasks	\$ 7,880.95	
15168	28/10/2025	Focus Networks	AD HOC - Remote Support Work, Annual Server Support and Maintenance	\$ 32.00	
EFT10739	30/10/2025	Great Southern Fuel Supplies	Fuel Card		-\$ 2.75
31012147	22/10/2025	Great Southern Fuel Supplies	CEO Fuel Card	\$ 2.75	
EFT10740	30/10/2025	Herseys Safety Pty Ltd"	Works Depot Order - Various Items		-\$ 1,522.53
4673	24/10/2025	Herseys Safety Pty Ltd"	Ear Plugs, Riggers Gloves Large, Riggers Gloves X Large, Stinga Gloves, Sunscreen, Grinding disks, Cutting disks, Marking Paint, Truck Wash, Post hole shovels x3, Red and White Reflectors, Delivery	\$ 227.70	
4674	24/10/2025	Herseys Safety Pty Ltd"	Ear Plugs, Riggers Gloves Large, Riggers Gloves X Large, Stinga Gloves, Sunscreen, Grinding disks, Cutting disks, Marking Paint, Truck Wash, Post hole shovels x3, Red and White Reflectors, Delivery	\$ 1,294.83	
EFT10741	30/10/2025	Ian Turton	Councillor Allowances July-Sep 2025 I. TURTON		-\$ 1,272.49
JUL-SEP25	29/10/2025	Ian Turton	Councillor allowances, President's allowance, Meeting allowance, IT allowance	\$ 1,272.49	
EFT10742	30/10/2025	JEB Cleaning Services	Shire Cleaning Contract		-\$ 2,546.16
0031	13/10/2025	JEB Cleaning Services	Cleaning contract - 13/10/25-26/10/2025	\$ 2,546.16	

Chq/EFT	Date	Name	Description	Amount	Amount
EFT10743	30/10/2025	JLT	Insurance Premium Renewal	-\$	3,858.26
062-218910	15/10/2025	JLT	Salary Continuance Insurance Premium Renewal with Credit note	\$	3,858.26
EFT10744	30/10/2025	Key Civil Pty Ltd	Works Expense	-\$	14,394.38
00344	17/10/2025	Key Civil Pty Ltd	Remove old culverts and seal road.- Claim 2-Final Claim	\$	14,394.38
EFT10745	30/10/2025	Landgate	Valuation rolls	-\$	145.44
76833916	16/10/2025	Landgate	Valuation rolls, Mining tenements, Minimum charge	\$	145.44
EFT10746	30/10/2025	Liberty Rural	Fuel Station Expense	-\$	51,018.00
F1323001663	14/10/2025	Liberty Rural	Diesel, ULP	\$	51,018.00
EFT10747	30/10/2025	Maxwell Watts	Councillor Allowances July-Sep 2025 M.WATTS	-\$	1,272.49
JUL-SEP25	29/10/2025	Maxwell Watts	Meeting allowance, IT allowance	\$	1,272.49
EFT10748	30/10/2025	Metal Artwork Creations	Councillors Expense	-\$	127.16
34989	23/10/2025	Metal Artwork Creations	Name Plaques and badges for new and retiring Councillors	\$	127.16
EFT10749	30/10/2025	Officeworks	Stationery Order - Shire Office & Caravan expenses	-\$	770.75
624451358	16/10/2025	Officeworks	Toilet Paper, Toilet Paper, Hand Towel, Hand Towel, Paper A4, Paper A3, Delivery Fee	\$	770.75
EFT10750	30/10/2025	Pingelly Times	Staffing Position Advertisement	-\$	40.00
JUNE289	14/10/2025	Pingelly Times	Advertisement for Senior Finance Officer	\$	40.00
EFT10751	30/10/2025	Riverside Roadhouse	Volunteer Fire Brigade Expense	-\$	266.30
WADO25/09	25/09/2025	Riverside Roadhouse	selection of rolls for burn off behind Wandering Primary School 27/09/2025, 100 bread rolls for sausage sizzle BFAC meeting 04/10/2025	\$	266.30
EFT10752	30/10/2025	Robert John Cowan	Councillor Allowances July-Sep 2025 R.COWAN	-\$	1,287.48
JUL-SEP25	29/10/2025	Robert John Cowan	Meeting allowance, IT Allowance, Travel Allowance	\$	1,287.48
EFT10753	30/10/2025	Sheryl Little	Councillor Allowances July-Sep 2025 S. LITTLE	-\$	5,773.36
JUL-SEP25	29/10/2025	Sheryl Little	Meeting allowance, Telecommunication Allowance, President's Allowance, Travelling Expenses	\$	5,773.36

Chq/EFT	Date	Name	Description	Amount	Amount
EFT10754	30/10/2025	Station motors 1974 Pty Ltd T/a Edwards Isuzu Ute	Works - Equipment Service		-\$ 3,500.00
T-7906	28/07/2025	Station motors 1974 Pty Ltd T/a Edwards Isuzu Ute	23MY D-MAX RG1 CREW CAB CHASSIS SX 3.0L AUTO, WD0XX, 25000 Kms, Build MMY 0923-less Trade-in Allowance, New 2024 ISUZU D-MAX SX CREW CAB C/C 4X4 AUTO	\$ 3,500.00	
EFT10755	30/10/2025	WD Auto Repairs	WORKS - Equipment Service		-\$ 3,711.89
02550	08/10/2025	WD Auto Repairs	WD 6 service - 2016 Isuzu Crew Cab Truck	\$ 1,714.23	
02561	20/10/2025	WD Auto Repairs	Service, Tyres & Brakes - Holden Colorado 4x4 Crew Cab Auto Silver - WD.0	\$ 1,997.66	
EFT10756	30/10/2025	Wandering Smash Repairs	Expenses		-\$ 2,477.00
006605	30/09/2025	Wandering Smash Repairs	Rent- 5 Humes Way	\$ 2,400.00	
06594	14/10/2025	Wandering Smash Repairs	Supply of Sausages for the Fire Brigade	\$ 77.00	
DD5438.1	07/10/2025	Australian Super	Superannuation Contributions		-\$ 1,869.61
SUPER	07/10/2025	Australian Super	Payroll Deduction	\$ 1,474.60	
DEDUCTION	07/10/2025	Australian Super	Payroll Deduction	\$ 312.78	
DEDUCTION	07/10/2025	Australian Super	Payroll Deduction	\$ 82.23	
DD5438.2	07/10/2025	MLC Masterkey	Superannuation Contributions		-\$ 511.28
DEDUCTION	07/10/2025	MLC Masterkey	Payroll Deduction	\$ 75.04	
SUPER	07/10/2025	MLC Masterkey	Payroll Deduction	\$ 436.24	
DD5438.3	07/10/2025	Aware Super	Superannuation Contributions		-\$ 5,822.08
SUPER	07/10/2025	Aware Super	Payroll Deduction	\$ 4,963.94	
DEDUCTION	07/10/2025	Aware Super	Payroll Deduction	\$ 858.14	
DD5438.4	07/10/2025	The Trustee for Keith Bowen Super	Superannuation Contributions		-\$ 361.33
SUPER	07/10/2025	The Trustee for Keith Bowen Super	Payroll Deduction	\$ 361.33	
DD5438.5	07/10/2025	Australian Retirement Trust Super Savings	Superannuation Contributions		-\$ 267.51
SUPER	07/10/2025	Australian Retirement Trust Super Savings	Payroll Deduction	\$ 267.51	
DD5438.6	07/10/2025	HUB24 Super Fund	Superannuation Contributions		-\$ 502.75
SUPER	07/10/2025	HUB24 Super Fund	Payroll Deduction	\$ 502.75	
DD5449.1	01/10/2025	Western Australian Treasury Corporation	Loan Interest payment		-\$ 2,355.10
10	30/09/2025	Western Australian Treasury Corporation	Loan No. 10 Principal payment-, Loan No. 10 Interest payment -	\$ 2,355.10	

Chq/EFT	Date	Name	Description	Amount	Amount
DD5466.1	21/10/2025	Australian Super	Superannuation Contributions		-\$ 1,891.34
SUPER	21/10/2025	Australian Super	Payroll Deduction	\$ 1,491.39	
DEDUCTION	21/10/2025	Australian Super	Payroll Deduction	\$ 317.72	
DEDUCTION	21/10/2025	Australian Super	Payroll Deduction	\$ 82.23	
DD5466.2	21/10/2025	MLC Masterkey	Superannuation Contributions		-\$ 531.11
DEDUCTION	21/10/2025	MLC Masterkey	Payroll Deduction	\$ 75.04	
SUPER	21/10/2025	MLC Masterkey	Payroll Deduction	\$ 456.07	
DD5466.3	21/10/2025	Aware Super	Superannuation Contributions		-\$ 6,141.11
SUPER	21/10/2025	Aware Super	Payroll Deduction	\$ 5,228.78	
DEDUCTION	21/10/2025	Aware Super	Payroll Deduction	\$ 912.33	
DD5466.4	21/10/2025	The Trustee for Keith Bowen Super	Superannuation Contributions		-\$ 328.93
SUPER	21/10/2025	The Trustee for Keith Bowen Super	Payroll Deduction	\$ 328.93	
DD5466.5	21/10/2025	Australian Retirement Trust Super Savings	Superannuation Contributions		-\$ 264.23
SUPER	21/10/2025	Australian Retirement Trust Super Savings	Payroll Deduction	\$ 264.23	
DD5466.6	21/10/2025	HUB24 Super Fund	Superannuation Contributions		-\$ 278.72
SUPER	21/10/2025	HUB24 Super Fund	Payroll Deduction	\$ 278.72	
DD5471.1	14/10/2025	De Lage Landen Pty Ltd	Loan Interest payment		-\$ 4,660.94
JCB LEASE	13/10/2025	De Lage Landen Pty Ltd	Loan No. JCB Lease Principal payment -, Loan No. JCB Lease Interest payment -	\$ 4,660.94	
DD5473.1	10/10/2025	Aussie Broadband	Broadband		-\$ 89.00
52117831	27/09/2025	Aussie Broadband	19 Humes	\$ 89.00	
DD5473.3	16/10/2025	Commonwealth Bank	Training Expense		-\$ 308.40
79482	16/10/2025	Commonwealth Bank	Textbooks for Trainee	\$ 308.40	
DD5473.4	04/10/2025	Commonwealth Bank	Councillor refreshments		-\$ 112.00
LLANDARM	04/10/2025	Commonwealth Bank	Councillor refreshments	\$ 112.00	
DD5473.6	07/10/2025	Commonwealth Bank	Staffing Position Advertisement		-\$ 566.50
701473013	07/10/2025	Commonwealth Bank	Senior Finance Officer Advertisement - Seek	\$ 566.50	
DD5483.1	30/10/2025	Aussie Broadband	Broadband		-\$ 79.00
52623103	30/10/2025	Aussie Broadband	Broadband - Administration-	\$ 79.00	
DD5483.2	13/10/2025	Synergy	Power Usage		-\$ 861.57
2078503013	13/10/2025	Synergy	Depot, Usage	\$ 378.80	
2074506508	13/10/2025	Synergy	Fuel facility, Usage	\$ 482.77	

Chq/EFT	Date	Name	Description	Amount	Amount
DD5483.3	24/10/2025	Synergy	Power Usage	-\$	911.01
2030546880	24/10/2025	Synergy	Street lighting, Usage	\$	911.01
DD5483.4	06/10/2025	Telstra	Shire Phone/Internet	-\$	1,101.57
ACC4307005000	06/10/2025	Telstra	Administration Phone/Internet, Operations Phone, Fire Station Internet, CRC Phone/Internet, Community Centre Internet, Fuel Facility Internet, Depot Internet, Telstra Credit	\$	1,101.57
DD5483.5	02/10/2025	Western Australian Treasury Corporation	WA TREASURY CORP Loan Guarantee Fee	-\$	22,129.24
LOAN 10	02/10/2025	Western Australian Treasury Corporation	Loan Guarantee Fee on Loan 10	\$	22,129.24
DD5483.6	31/10/2025	DOT Licencing	DOT - October 2025	-\$	6,623.75
DOTOCT25	01/10/2025	DOT Licencing	Transport WADO 2/10/25, 06/10/2025, 08/10/2025, 09/10/2025, 20/10/2025, 22/10/2025, 24/10/2025, 29/10/2025, 30/10/2025	\$	6,623.75
DD5483.7	23/10/2025	ClickSuper	Transaction fee	-\$	17.71
DD25090393	23/10/2025	ClickSuper	Sept 2025	\$	17.71
DD5483.8	27/10/2025	Easi Fleet PTY LTD-DD	Novated Lease Payments	-\$	1,611.22
241623	27/10/2025	Easi Fleet PTY LTD-DD	Payroll Deduction	\$	1,611.22
DD5483.9	14/10/2025	Synergy	Power Usage	-\$	877.07
2046529734	14/10/2025	Synergy	19 Humes Wy, Usage	\$	877.07
DD5483.10	10/10/2025	Synergy	Power Usage	-\$	4,397.38
2090476032	10/10/2025	Synergy	Administration Office, Usage	\$	1,115.85
2074506368	10/10/2025	Synergy	Caravan Park & Fire Station, Caravan Park, Fire Station	\$	2,539.52
2086493262	10/10/2025	Synergy	Community Centre, Usage	\$	127.56
2050531179	10/10/2025	Synergy	CRC & public conveniences, CRC, Public conveniences	\$	614.45
DD5483.11	16/10/2025	Synergy	Power Usage	-\$	270.74
2046532920	16/10/2025	Synergy	31 Dunmall Dr, Usage	\$	270.74

Credit Card Breakdown 27/09/2025-26/10/2025					
Date	Supplier	Description	Amount	GST	
29/09/2025	Coles Southern River	Councillor refreshments	42.30	\$ 3.85	CC_ADMIN BUILDING
29/09/2025	Liquor Land	Councillor refreshments for the chambers	\$ 43.90	\$ 3.99	4844
06/10/2025	Liquor Land	Get To Know Your Candidates Event	\$ 112.00	\$ 10.18	4844
08/10/2025	Seek	Advertsiment for SFO	\$ 566.50	\$ 51.50	4930
13/10/2025	Aussie Broadband		\$ 89.00	\$ 8.09	4661
17/10/2025	SP Learn on Line	Textbooks for Trainee	\$ 308.40	\$ 28.04	4097
26/09/2025	SP Rail Leederville	WALGA workshops	\$ 14.00	\$ 1.27	CARPARK FEES
				\$ -	
				\$ -	
				\$ -	
				\$ -	
				\$ -	
				\$ -	
				\$ -	
				\$ -	
				\$ -	
				\$ -	
	Commonwealth	Bank Fee		\$ -	E14513.520
		TOTAL	\$ 1,176.10	\$ 106.92	

14 Planning and Technical Services

Nil.

15. Elected Members Motions of Which Previous Notice Has Been Given

Nil.

16. New Business or Urgent Business Introduced by Decision of the Meeting

New business of an urgent nature introduced by decision of the meeting. Best practice provides that Council should only consider items that have been included on the Agenda (to allow ample time for Councillors to research prior to the meeting) and which have an Officer Report (to provide the background to the issue and a recommended decision).

16.1 Elected Members

Nil.

16.2 Officers

16.2.1 Community Centre Upgrade Committee Membership

File Reference:	11.111.11101
Location:	N/A
Applicant:	Wandering Community Centre Upgrade Committee
Author:	Dr. Alistair Pinto, Chief Executive Officer
Authorising Officer	Dr. Alistair Pinto, Chief Executive Officer
Date:	20 November 2025
Disclosure of Interest:	Nil
Attachments:	Nil
Previous Reference:	N/A

Summary:

Addition of a community member to the existing Wandering Community Centre Upgrade Committee membership.

Background:

Wandering Community Centre Upgrade Committee has lost one member with the recent resignation of Cr Max Watts from Council. At the meeting held on 19 November 2025, the Wandering Community Centre Upgrade Committee discussed the possible addition of another community to this group's membership.

Comment:

The Chair of the committee put forward for consideration the addition of another community member to the group. Currently there are three Councillors and three community members on the committee. It was proposed that another community member is added to this committee to ensure there are more community members than councillors represented on the membership of this committee.

Cr Max Watts, who recently retired as a councillor, has been a long-serving member of the group, originally joining as a community representative when the group was first established.

It was proposed that Max Watts be invited back to the committee as a community member representative.

Consultation:

Wandering Community Centre Upgrade Committee members
CEO

Statutory Environment:

Terms of Reference of the Wandering Community Centre Upgrade Committee

Policy Implications:

Nil.

Financial Implications:

Nil.

Strategic Implications:

Provide Strong Leadership

Our Goals	Our Strategies
A well informed Community	Foster Opportunities for connectivity between Council and the Community

Sustainability Implications:

- Environmental: There are no known significant environmental considerations.
- Economic: There are no known significant economic considerations.
- Social: There are no known significant social considerations.

Risk Implications:

Risk	Low (2)
Risk Likelihood (based on history and with existing controls)	Rare (1)
Risk Impact / Consequence	Minor (2)
Risk Rating (Prior to Treatment or Control)	Low (2)
Principal Risk Theme	Low (2)
Risk Action Plan (Controls or Treatment Proposed)	Low (2)

Risk Matrix:

Consequence		Insignificant	Minor	Moderate	Major	Catastrophic
Likelihood		1	2	3	4	5
Almost Certain	5	Medium (5)	High (10)	High (15)	Extreme (20)	Extreme (25)
Likely	4	Low (4)	Medium (8)	High (12)	High (16)	Extreme (20)
Possible	3	Low (3)	Medium (6)	Medium (9)	High (12)	High (15)
Unlikely	2	Low (2)	Low (4)	Medium (6)	Medium (8)	High (10)
Rare	1	Low (1)	Low (2)	Low (3)	Low (4)	Medium (5)

A risk is often specified in terms of an event or circumstance and the consequences that may flow from it. An effect may be positive, negative or a deviation from the expected and may be related to the following objectives; occupational health and safety, financial, service interruption, compliance, reputation and environment. A risk matrix has been prepared and a risk rating of two (2) has been determined for this item. Any items with a risk rating over 10 (considered to be high or extreme risk) will be added to the Risk Register.

Voting Requirements:

Simple Majority

121125 Moved: Cr R Cowan Seconded: Cr A Thompson

Recommendation and Council Decision:

That Council approves the Wandering Community Centre Upgrade Committee's recommendation to invite Mr. Max Watts to join the group as a community representative and grant him membership.

Carried by Simple Majority 6/0

For: Cr Little, Cr Price, Cr Cowan, Cr Jennings, Cr Latham, Cr Thompson

Against: Nil

17. Matters Behind Closed Doors

131125 Moved: Cr R Cowan Seconded: Cr A Thompson

Procedural Motion:

That Council, pursuant to Section 5.23(2)(a), (b), (c) and (e) of the *Local Government Act 1995* as the subject matter relates to:

- **“Section 5.23(2)(e) a matter that if disclosed, would reveal information that has commercial value to a person; or information about the business, professional, commercial or financial affairs of a person, where the trade secret or information is held by, or is about, a person other than the local government.”**
- **“Section 5.23(2)(a), (b) and (c) a matter affecting an employee or employees, the personal affairs of any person and a contract entered into, or which may be entered into, by the local government and which relates to a matter to be discussed at the meeting”**

Carried by Simple Majority 6/0

For: Cr Little, Cr Price, Cr Cowan, Cr Jennings, Cr Latham, Cr Thompson
Against: Nil

17.1 Wandering–Pingelly Bridge Replacement (0424A)

File Reference:	12.122.12215
Location:	Shire of Wandering
Applicant:	Nil
Author:	Karl Mickle, Operations Manager
Authorising Officer	Dr Alistair Pinto, Chief Executive Officer
Date:	12 November 2025
Disclosure of Interest:	Nil
Attachments:	Nil
Previous Reference:	Nil

Council Decision

141125 Moved Cr Jennings Seconded: Cr Thompson

That Council:

- 1. Receives the tender submissions for the Wandering–Pingelly Bridge Replacement Project.**
- 2. Authorises the CEO to accept the tender from Key Civil for the Wandering–Pingelly Bridge Replacement Project, subject to the inclusion of strict contract conditions, completion timelines and appropriate penalties for delays.**

Carried by Simple Majority 6/0

For: Cr Little, Cr Price, Cr Cowan, Cr Jennings, Cr Latham, Cr Thompson
Against: Nil

Dr Alistair Pinto disclosed an impartiality interest in the following items 17.2 and 17.3 due to them being in relation to his performance review in his role as CEO.

17.2 Chief Executive Officer KPIs for 2025-2026

File Reference: EMP201
Author: Cr Sheryl Little, Shire President
Authorising Officer Cr Sheryl Little, Shire President
Date: 13 November 2025
Disclosure of Interest: Nil
Attachments: Draft CEO KPIs 2025-2026
Previous Reference: Nil

151125 Moved: Cr. Thompson Seconded: Cr. Latham

Recommendation and Council Decision:

That Council endorses and accepts the CEO Performance Management Framework and Key Performance Indicators (KPIs) for the period 2025-2026 as determined by the CEO Performance Review Committee.

Carried by Simple Majority 6/0

For: Cr Little, Cr Price, Cr Cowan, Cr Jennings, Cr Latham, Cr Thompson

Against: Nil

17.3 CEO Six Month Probationary Review

File Reference: EMP201
Author: Cr Sheryl Little, Shire President
Authorising Officer Cr Sheryl Little, Shire President
Date: 13 November 2025
Disclosure of Interest: Dr Alistair Pinto, Chief Executive Officer
Attachments: Nil
Previous Reference: Nil

161125 Moved: Cr. Cowan Seconded: Cr. Price

Recommendation and Council Decision:

That Council, having received and considered the confidential report on the performance of the Chief Executive Officer for the six-month probationary period ending on the 26 November 2025, and having conducted its review in accordance with the agreed performance criteria and processes, resolves to endorse the findings and formally determine that the Chief Executive Officer's performance is satisfactory, and that the Chief Executive Officer's employment is to continue beyond the probationary period.

Carried by Simple Majority 6/0

For: Cr Little, Cr Price, Cr Cowan, Cr Jennings, Cr Latham, Cr Thompson

Against: Nil

171125 Moved: Cr. Thompson Seconded: Cr. Latham

Procedural Motion:

That Council, pursuant to s5.23(2)(a), (b) and (c) of the *Local Government Act 1995*, reopen the meeting to members of the public.

Karl Mickle and Lisa Boddy returned to the room at 5.15pm.

Council Decision:

181125 Moved: Cr Latham Seconded: Cr. Thompson

That Council resolve to adopt the resolution of confidential item 17.1 resolution no 141125.

Carried by Simple Majority 6/0

For: Cr Little, Cr Price, Cr Cowan, Cr Jennings, Cr Latham, Cr Thompson

Against: Nil

Council Decision:

191125 Moved: Cr Cowan Seconded: Cr Thompson

That Council resolve to adopt the resolution of confidential item 17.2 resolution no 151125.

Carried by Simple Majority 6/0

For: Cr Little, Cr Price, Cr Cowan, Cr Jennings, Cr Latham, Cr Thompson

Against: Nil

Council Decision:

201125 Moved: Cr Latham Seconded: Cr Cowan

That Council resolve to adopt the resolution of confidential item 17.3 resolution no 161125.

Carried by Simple Majority 6/0

For: Cr Little, Cr Price, Cr Cowan, Cr Jennings, Cr Latham, Cr Thompson

Against: Nil

18. Closure of Meeting

The Presiding Member declared the meeting closed at 5.17pm.